

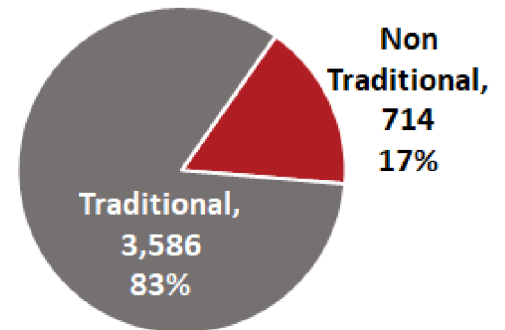
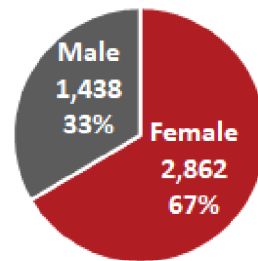
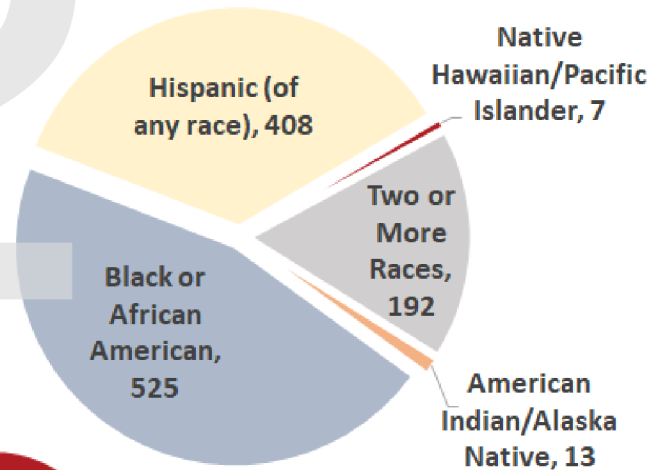
# FIRST-GENERATION

# STUDENTS

**4300** TOTAL INCLUDES DUAL CREDIT/HIGH SCHOOL

**817** FIRST-TIME FIRST-YEAR

**1145** UNDER-REPRESENTED MINORITY



Top Majors

Psychology, CEBS, 222

Management, GFCB, 205

Nursing (seeking adm.), CHHS, 202

Elem. Education, CEBS, 175

Criminology, PCAL, 139

Interdisp. Stu., CEBS, 102

Biology, OCSE, 99

Nursing, CHHS, 93

Agriculture, OCSE, 87

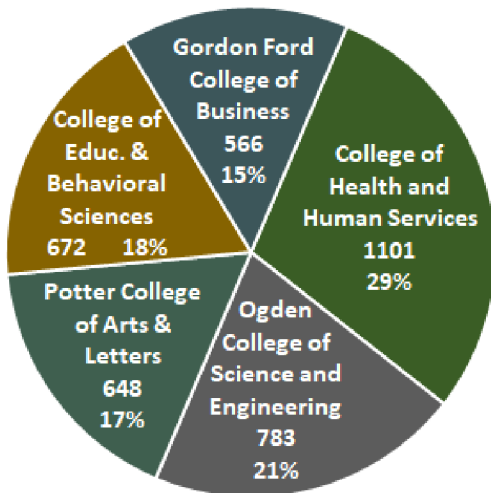
Soc. Work, CHHS, 85

CIT, OCSE, 83

Kentucky, 3,329

International, 42

Out-of-State, 929



High School, 491

First-time, First-Year, 817

Other Freshmen, 320

Sophomore, 678

Junior, 858

Senior, 1,056

Other, 80

**WKU**  
**FIRST**  
**GEN**

**COMPARE TO ALL WKU UNDERGRADUATES:**

Total 14,442 | First-time, First-year 2,755 | Under-represented Minority 2,534  
 Male 38% | Female 62% | Traditional 91% | Non-traditional 9%  
 Top Majors: Management 646, Psychology 617, Nursing (seeking Adm) 603,  
 Elem Ed 477, Marketing 414, Biology 393, Criminology 380, Nursing 368,  
 Finance 276, Accounting 265

**2022**