

Default Report

CNS Student Satisfaction Exit Survey 2020 May

November 30, 2020 10:23 AM CST

Q1 - 1. List your age.

1. List your age.

24

35

26

26

28

23

26

26

Q2 - 2. List the gender with which you identify.

2. List the gender with which you identify.

Male

Female

Female

Female

Male

Female

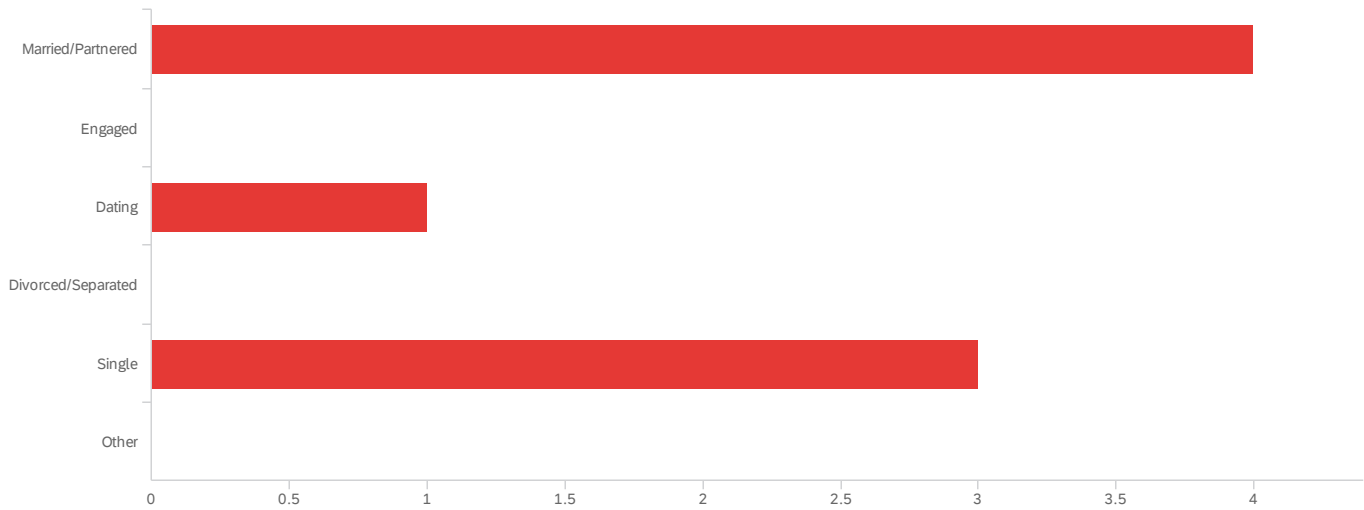
Female

Female

Q3 - 3. Select your sexual orientation.

WIDGET_ERROR.ERROR

Q4 - 4. Select your partner status.



#	Field	Choice Count
1	Married/Partnered	50.00% 4
2	Engaged	0.00% 0
3	Dating	12.50% 1
4	Divorced/Separated	0.00% 0
5	Single	37.50% 3
6	Other	0.00% 0

8

Showing rows 1 - 7 of 7

Q5 - 5. Select your ethnicity/race/national origin (mark one):

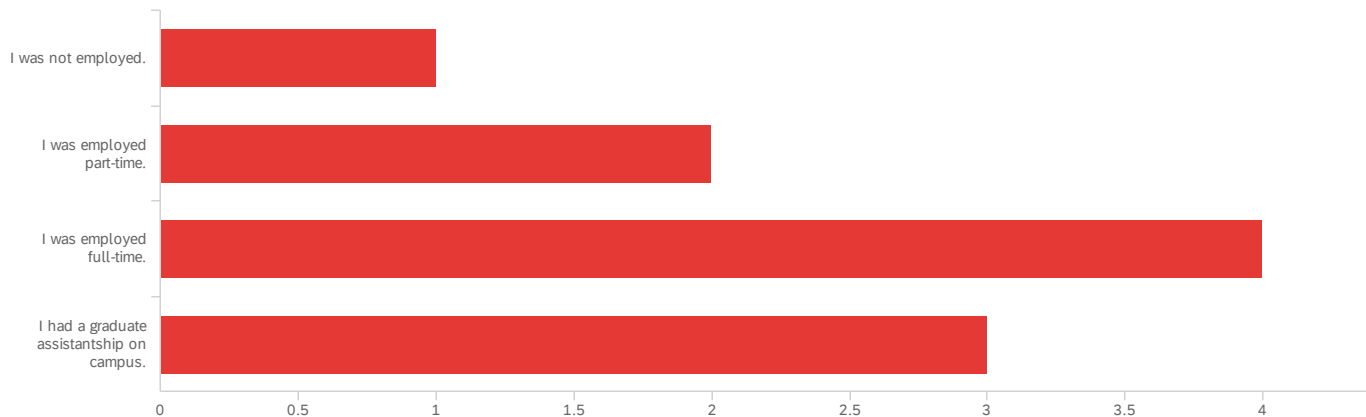


#	Field	Choice Count
1	American Indian or Alaskan Native: A person having origins in any of the original peoples of North and South America (including Central America), and who maintains tribal affiliation or community attachment.	0.00% 0
2	Black or African American: A person having origins in any of the black racial groups of Africa.	20.00% 2
3	Hispanic or Latino/a: A person of Cuban, Mexican, Puerto Rican, South or Central American, or other Spanish culture or origin, regardless of race.	0.00% 0

#	Field	Choice Count
4	Native Hawaiian or other Pacific Islander: A person having origins in any of the original peoples of Hawaii, Guam, Samoa or other Pacific Islands.	0.00% 0
5	White: A person having origins in any of the original peoples of Europe, the Middle East or North Africa.	70.00% 7
6	White: A person having origins in any of the original peoples of Europe, the Middle East or North Africa.	0.00% 0
7	Blended racial/national heritage: A person who considers herself/himself a part of more than one of the groups listed here.	10.00% 1
		10

Showing rows 1 - 8 of 8

Q6 - 6. Choose the most appropriate answer that best represents your employment while you were enrolled as a student.

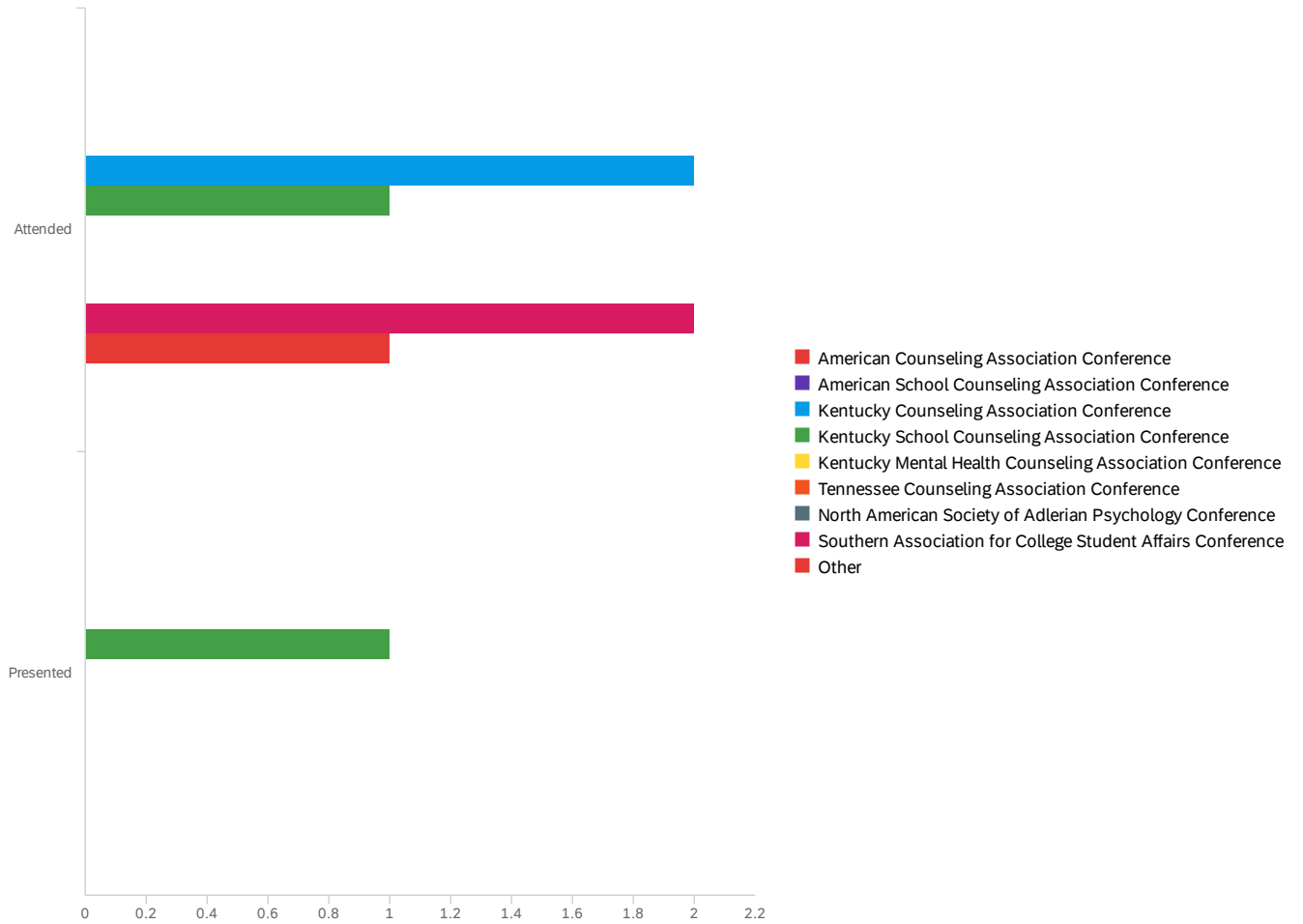


#	Field	Choice Count
1	I was not employed.	10.00% 1
2	I was employed part-time.	20.00% 2
3	I was employed full-time.	40.00% 4
4	I had a graduate assistantship on campus.	30.00% 3

10

Showing rows 1 - 5 of 5

Q40 - Please note whether you attended and presented at any of the following conference while you were a student.



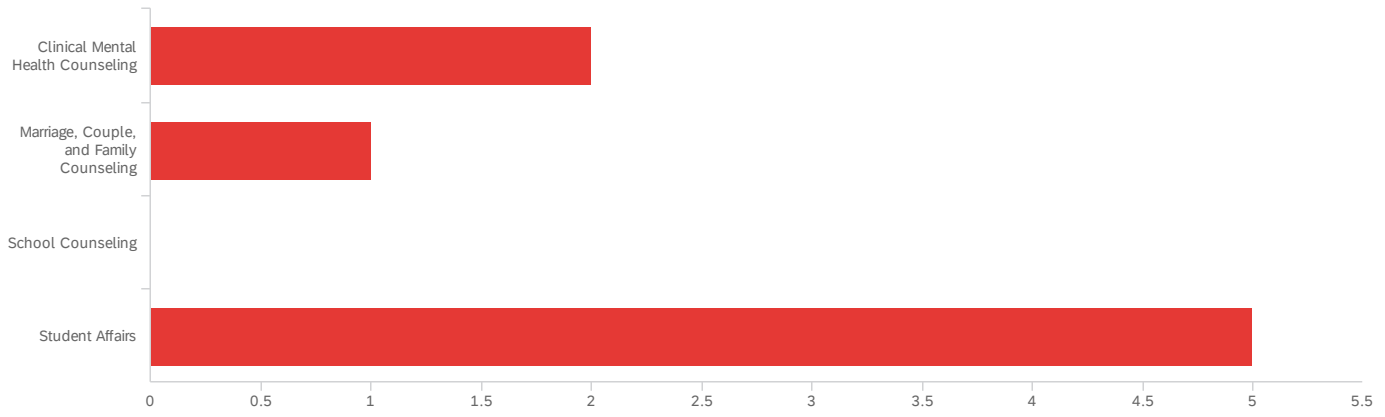
#	Field	Minimum	Maximum	Mean	Std Deviation	Variance	Count
1	American Counseling Association Conference	0.00	0.00	0.00	0.00	0.00	0
2	American School Counseling Association Conference	0.00	0.00	0.00	0.00	0.00	0
3	Kentucky Counseling Association Conference	1.00	1.00	1.00	0.00	0.00	2
4	Kentucky School Counseling Association Conference	1.00	2.00	1.50	0.50	0.25	2
5	Kentucky Mental Health Counseling Association Conference	0.00	0.00	0.00	0.00	0.00	0
6	Tennessee Counseling Association Conference	0.00	0.00	0.00	0.00	0.00	0
7	North American Society of Adlerian Psychology Conference	0.00	0.00	0.00	0.00	0.00	0

#	Field	Minimum	Maximum	Mean	Std Deviation	Variance	Count
8	Southern Association for College Student Affairs Conference	1.00	1.00	1.00	0.00	0.00	2
9	Other	1.00	1.00	1.00	0.00	0.00	1

#	Field	Attended	Presented	Total
1	American Counseling Association Conference	0.00% 0	0.00% 0	0
2	American School Counseling Association Conference	0.00% 0	0.00% 0	0
3	Kentucky Counseling Association Conference	100.00% 2	0.00% 0	2
4	Kentucky School Counseling Association Conference	50.00% 1	50.00% 1	2
5	Kentucky Mental Health Counseling Association Conference	0.00% 0	0.00% 0	0
6	Tennessee Counseling Association Conference	0.00% 0	0.00% 0	0
7	North American Society of Adlerian Psychology Conference	0.00% 0	0.00% 0	0
8	Southern Association for College Student Affairs Conference	100.00% 2	0.00% 0	2
9	Other	100.00% 1	0.00% 0	1

Showing rows 1 - 9 of 9

Q7 - Which program in the Department of Counseling and Student Affairs did you complete?



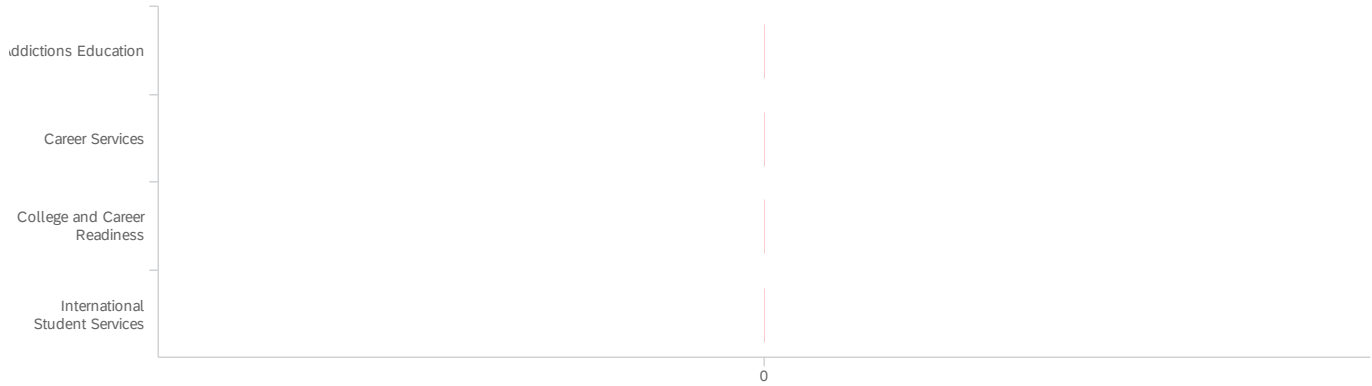
#	Field	Choice Count
1	Clinical Mental Health Counseling	25.00% 2
2	Marriage, Couple, and Family Counseling	12.50% 1
3	School Counseling	0.00% 0
4	Student Affairs	62.50% 5

8

Showing rows 1 - 5 of 5

Q8 - Did you complete any of the Department's Graduate Certificate Programs? Please

check all that apply:



#	Field	Choice Count
1	Addictions Education	0.00% 0
2	Career Services	0.00% 0
3	College and Career Readiness	0.00% 0
4	International Student Services	0.00% 0

0

Showing rows 1 - 5 of 5

Q9 - When did you or do you expect to graduate?

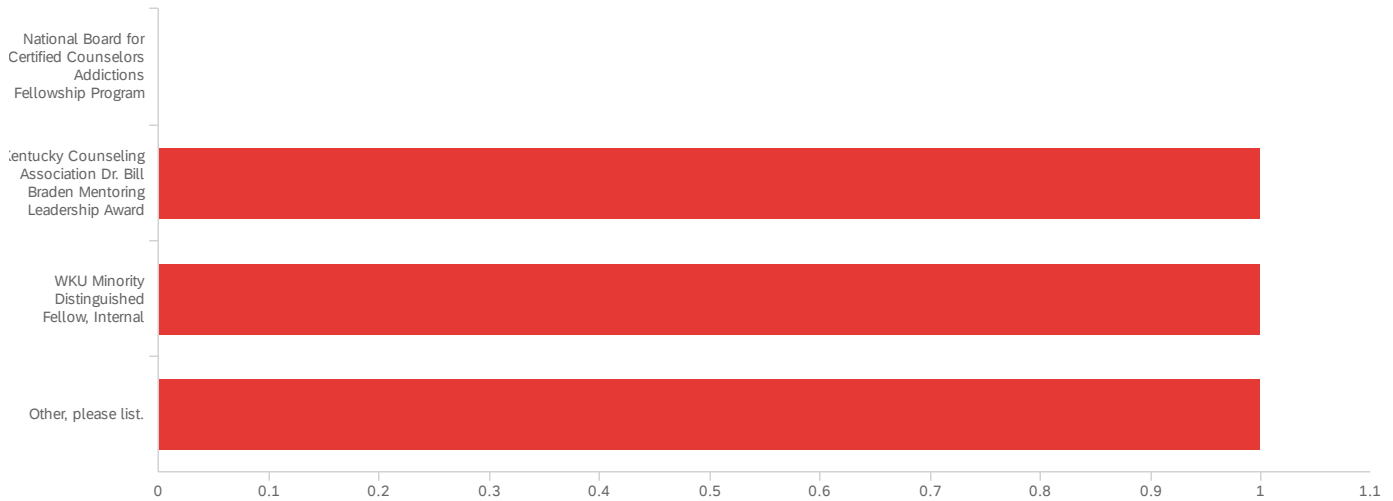
#	Field	Choice Count
1	2017	0.00% 0
5	2018	0.00% 0
9	2019	25.00% 2
13	2020	75.00% 6
17	2021	0.00% 0
21	2022	0.00% 0
25	2023	0.00% 0
29	2024	0.00% 0
33	2025	0.00% 0
		8

Showing rows 1 - 10 of 10

#	Field	Choice Count
1	Spring, May	85.71% 6
2	Fall, December	14.29% 1
3	Summer, August	0.00% 0
		7

Showing rows 1 - 4 of 4

Q10 - Please check any scholarship awards you received while you were a graduate student?



#	Field	Choice Count
1	National Board for Certified Counselors Addictions Fellowship Program	0.00% 0
2	Kentucky Counseling Association Dr. Bill Braden Mentoring Leadership Award	33.33% 1
3	WKU Minority Distinguished Fellow, Internal	33.33% 1
4	Other, please list.	33.33% 1

3

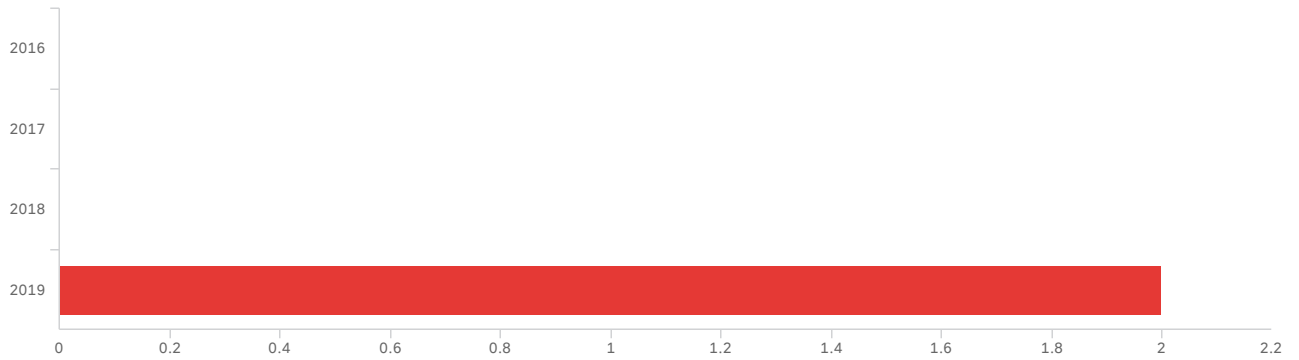
Showing rows 1 - 5 of 5

Other, please list.

Other, please list.

CSI-Leadership essay contest; Outstanding graduate student-CMHC; Courtland C. Lee Multicultural scholarship,

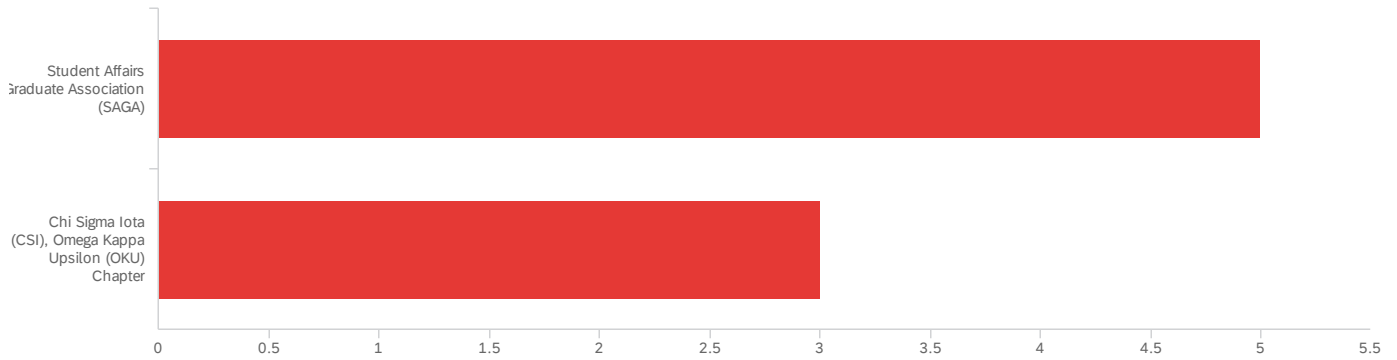
Q11 - If you received a scholarship award while you were a graduate student here, in what year(s) did you receive the award?



#	Field	Choice Count
2	2016	0.00% 0
3	2017	0.00% 0
4	2018	0.00% 0
5	2019	100.00% 2

Showing rows 1 - 5 of 5

Q12 - Please check if you were a member of these student organizations while you were a student.

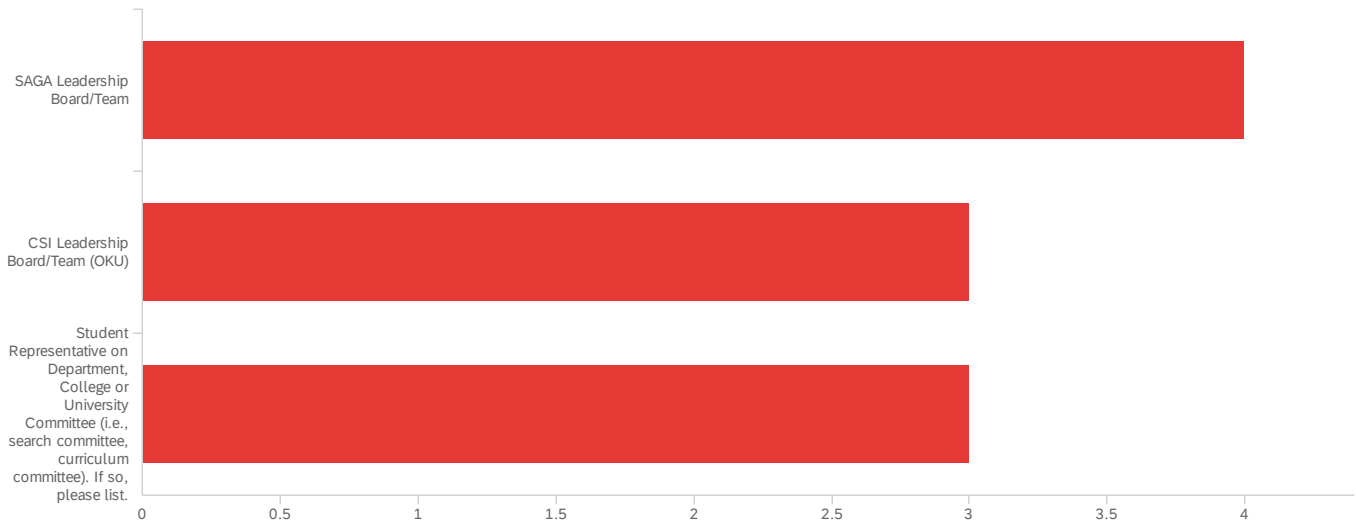


#	Field	Choice Count
1	Student Affairs Graduate Association (SAGA)	62.50% 5
2	Chi Sigma Iota (CSI), Omega Kappa Upsilon (OKU) Chapter	37.50% 3

8

Showing rows 1 - 3 of 3

Q13 - While you were a graduate student, were you involved in any leadership roles?



#	Field	Choice Count
1	SAGA Leadership Board/Team	40.00% 4
2	CSI Leadership Board/Team (OKU)	30.00% 3
3	Student Representative on Department, College or University Committee (i.e., search committee, curriculum committee). If so, please list.	30.00% 3
		10

Showing rows 1 - 4 of 4

Student Representative on Department, College or University Committee (i.e....

Student Representative on Department, College or University Committee (i.e....

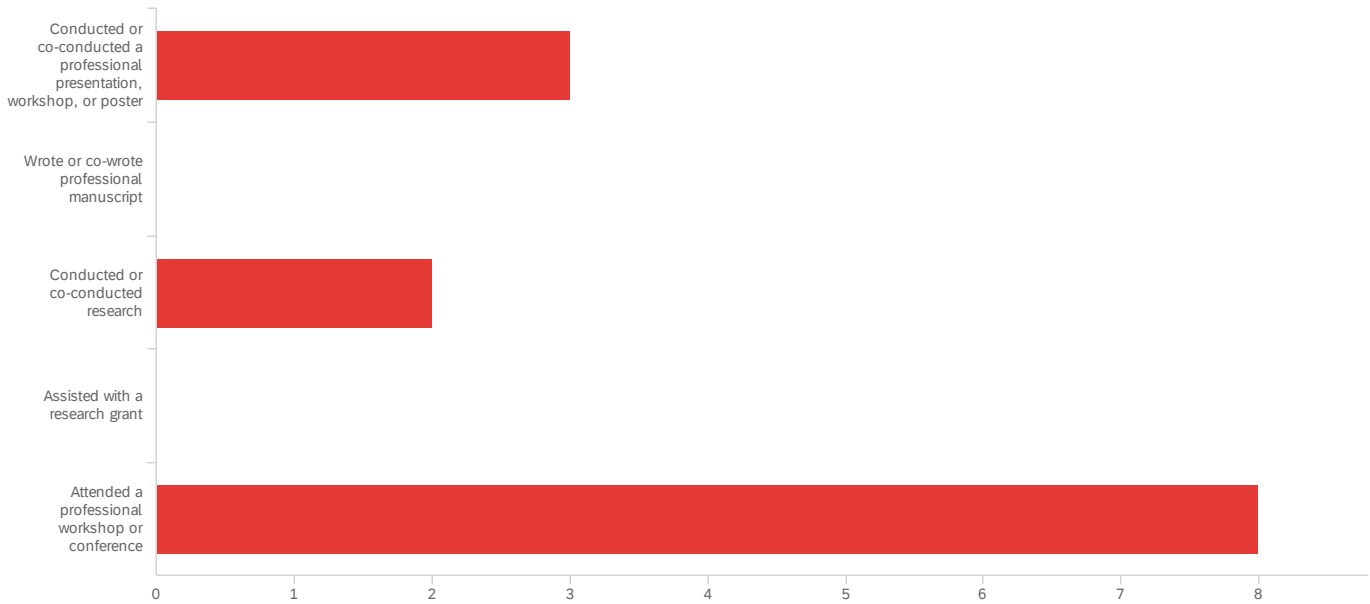
Co-Advisor to Black Student Alliance and Phi Beta Sigma Fraternity, Inc.

Student Publications Committee - Grad Student Representative

CNS Advisory board meeting

Q14 - Please check any of the following professional activities that you were involved in while a graduate student in the Department of Counseling and Student Affairs (CACREP

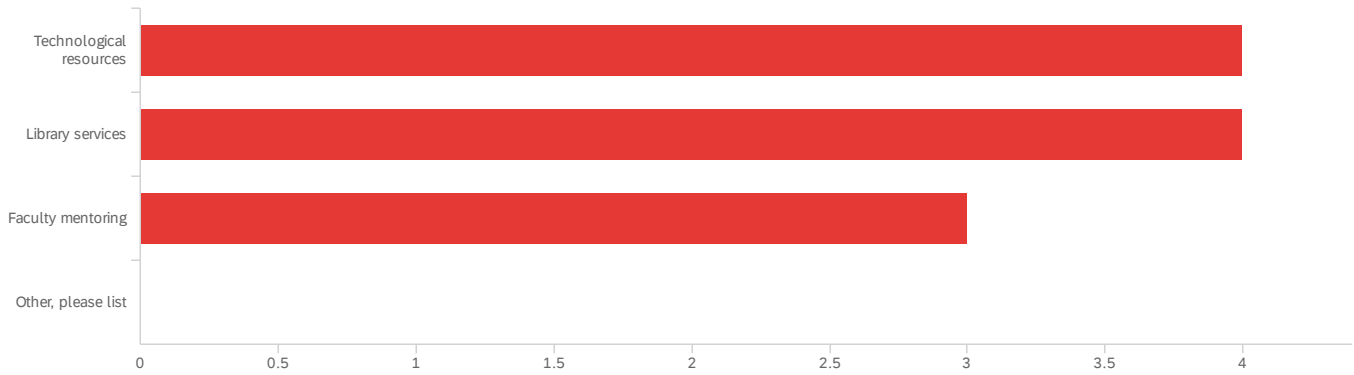
Section 3.D):



#	Field	Choice Count
1	Conducted or co-conducted a professional presentation, workshop, or poster	23.08% 3
2	Wrote or co-wrote professional manuscript	0.00% 0
3	Conducted or co-conducted research	15.38% 2
4	Assisted with a research grant	0.00% 0
5	Attended a professional workshop or conference	61.54% 8
		13

Showing rows 1 - 6 of 6

Q15 - What resources did you take advantage of while you were a graduate student in the Department of Counseling and Student Affairs (CACREP Section 3.D):



#	Field	Choice Count
1	Technological resources	36.36% 4
2	Library services	36.36% 4
3	Faculty mentoring	27.27% 3
4	Other, please list	0.00% 0

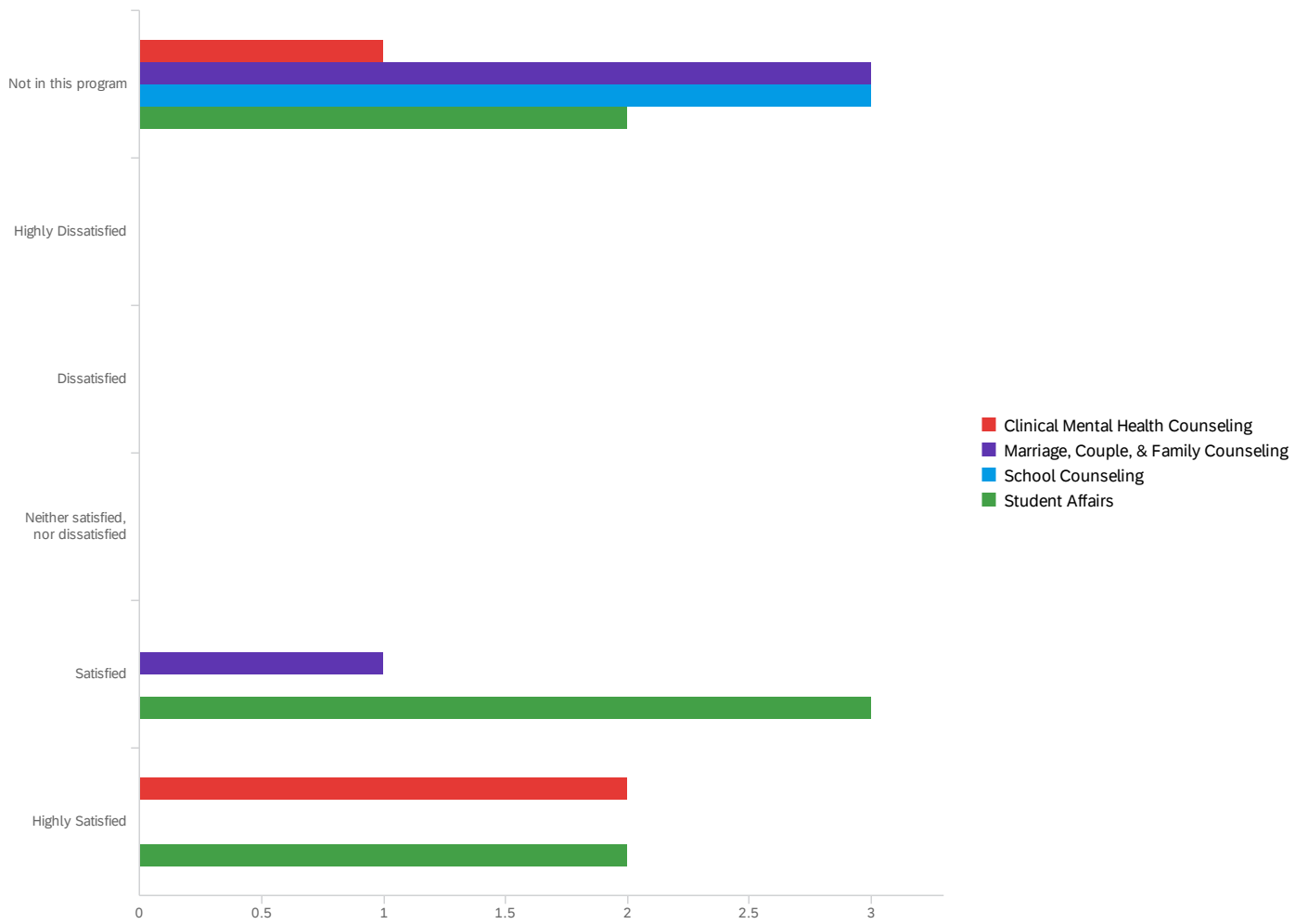
11

Showing rows 1 - 5 of 5

Other, please list

Other, please list

Q16 - Please rate your satisfaction with the program you graduated from. (APR B.4b)



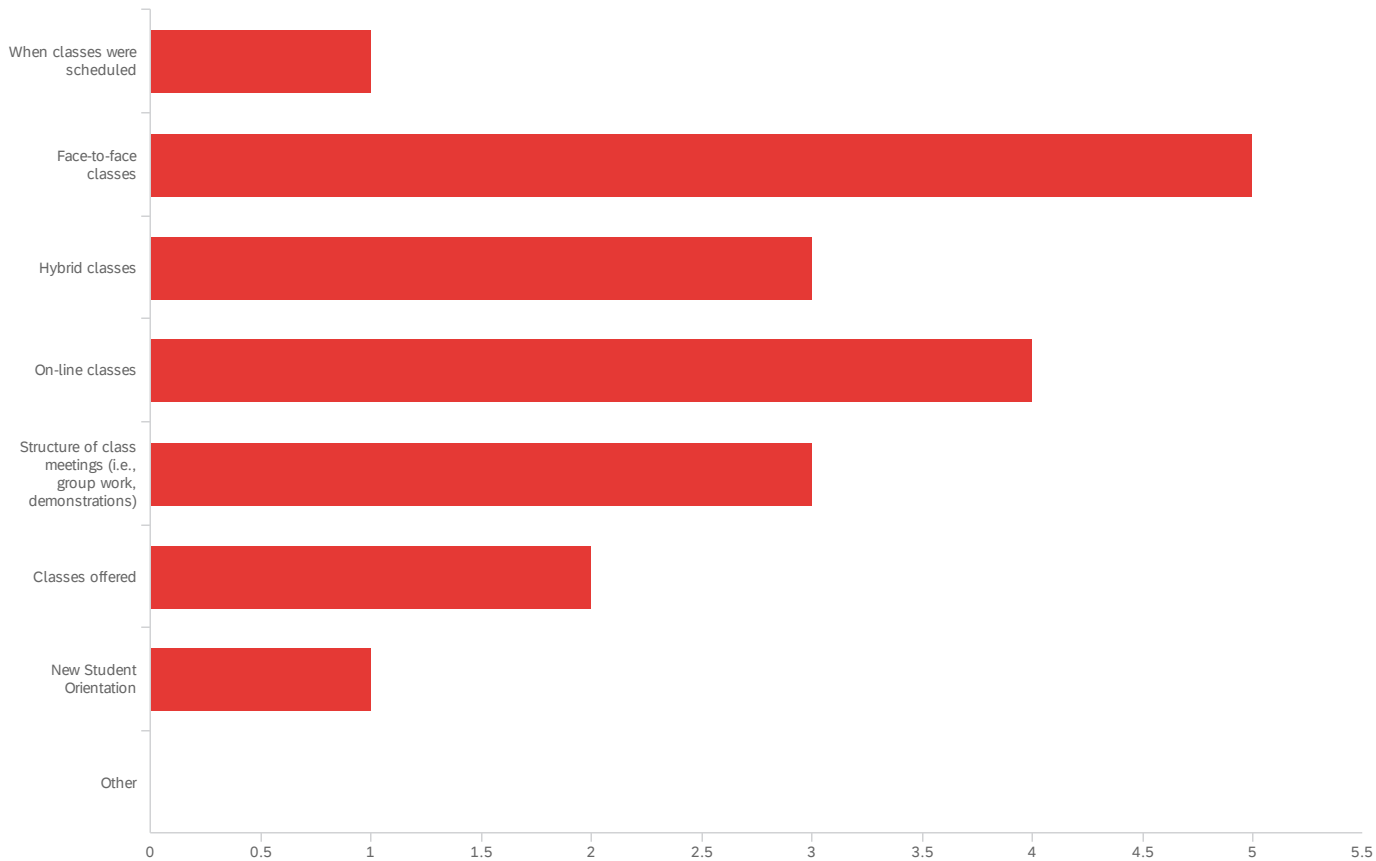
#	Field	Not in this program	Highly Dissatisfied	Dissatisfied	Neither satisfied, nor dissatisfied	Satisfied	Highly Satisfied	Total
1	Clinical Mental Health Counseling	33.33% 1	0.00% 0	0.00% 0	0.00% 0	0.00% 0	66.67% 2	3
2	Marriage, Couple, & Family Counseling	75.00% 3	0.00% 0	0.00% 0	0.00% 0	25.00% 1	0.00% 0	4
3	School Counseling	100.00% 3	0.00% 0	0.00% 0	0.00% 0	0.00% 0	0.00% 0	3
4	Student Affairs	28.57% 2	0.00% 0	0.00% 0	0.00% 0	42.86% 3	28.57% 2	7

Showing rows 1 - 4 of 4

Q17 - The Department of Counseling and Student Affairs is committed to providing quality programs and maintaining highly satisfied students and graduates. (APR E.1)

Please check any of the following that you experienced as strengths of the program:

Curriculum and Programming Please insert comments next to any of the strengths.



#	Field	Choice Count
1	When classes were scheduled	5.26% 1
2	Face-to-face classes	26.32% 5
3	Hybrid classes	15.79% 3
4	On-line classes	21.05% 4
5	Structure of class meetings (i.e., group work, demonstrations)	15.79% 3
6	Classes offered	10.53% 2
7	New Student Orientation	5.26% 1

#	Field	Choice Count
8	Other	0.00% 0

19

Showing rows 1 - 9 of 9

When classes were scheduled

When classes were scheduled

I believe the classes were scheduled to best accommodate the students

Face-to-face classes

Face-to-face classes

Provided appropriate experiences

The face-to-face classes were well executed as well as offering much experiential learning

Hybrid classes

Hybrid classes

The hybrid classes were very helpful to offer both the experiential element while maximizing the freedom of scheduling for students.

On-line classes

On-line classes

The online classes were structured in a way to allow the student to have experiential learning included in assignments.

Structure of class meetings (i.e., group work, demonstrations)

Structure of class meetings (i.e., group work, demonstrations)

Classes were structured well where that allows for many different opportunities to learn

Classes offered

Classes offered

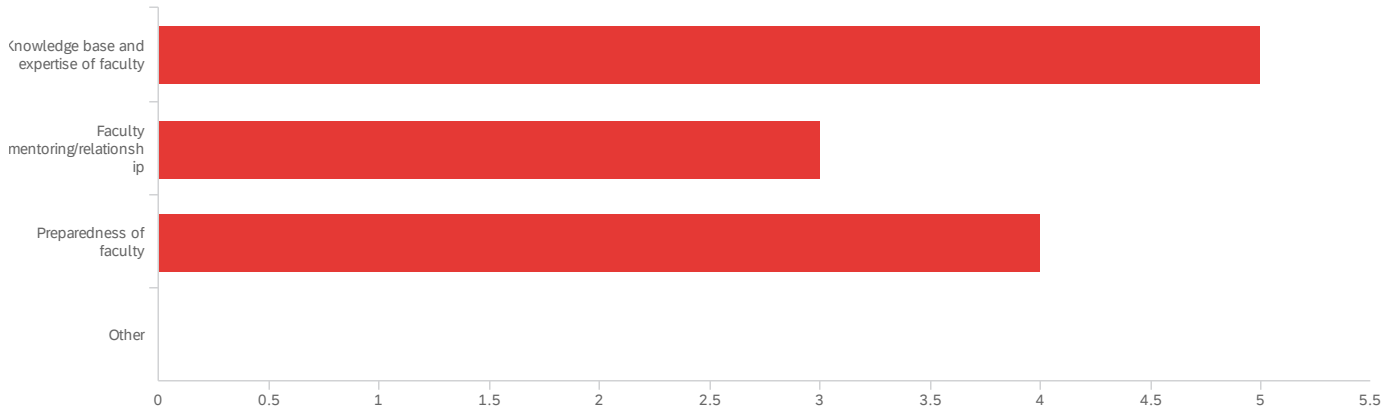
New Student Orientation

New Student Orientation

Q18 - The Department of Counseling and Student Affairs is committed to providing quality programs and maintaining highly satisfied students and graduates. (APR E.1)

Please check any of the following that you experienced as strengths of the program:

Faculty Please insert comments next to any of the strengths.



#	Field	Choice Count
1	Knowledge base and expertise of faculty	41.67% 5
2	Faculty mentoring/relationship	25.00% 3
3	Preparedness of faculty	33.33% 4
4	Other	0.00% 0

12

Showing rows 1 - 5 of 5

Knowledge base and expertise of faculty

Knowledge base and expertise of faculty

The faculty is very knowledgeable and if they did not know they answer, they would often find the answer to help us.

Faculty mentoring/relationship

Faculty mentoring/relationship

Faculty mentoring/relationship

Dr. Dye is awesome on so many levels!

The faculty is very open and understanding. They are easy and comfortable to approach and talk to.

Preparedness of faculty

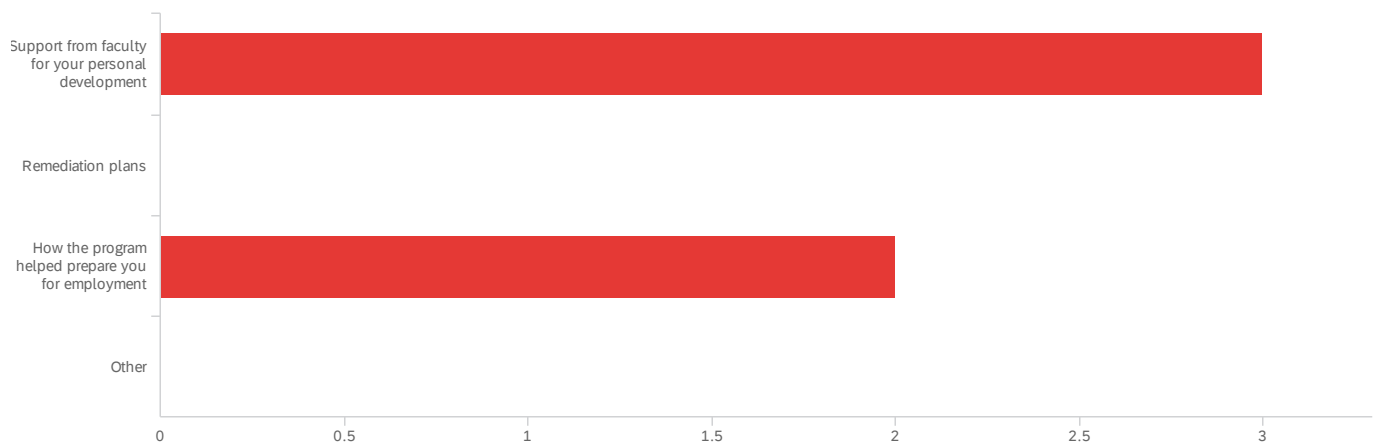
Preparedness of faculty

Faculty is always prepared for class and available to explain any questions within a reasonable time.

Q19 - The Department of Counseling and Student Affairs is committed to providing quality programs and maintaining highly satisfied students and graduates. (APR E.1)

Please check any of the following that you experienced as strengths of the program:

Personal and Professional Development Please insert comments next to any of the strengths.



#	Field	Choice Count
1	Support from faculty for your personal development	60.00% 3
2	Remediation plans	0.00% 0
3	How the program helped prepare you for employment	40.00% 2
4	Other	0.00% 0

5

Showing rows 1 - 5 of 5

Support from faculty for your personal development

Support from faculty for your personal development

I felt very supported from the faculty throughout each year in this program. They often asked questions to challenge my thinking and allowing me to develop as a counselor and as a person.

Remediation plans

Remediation plans

How the program helped prepare you for employment

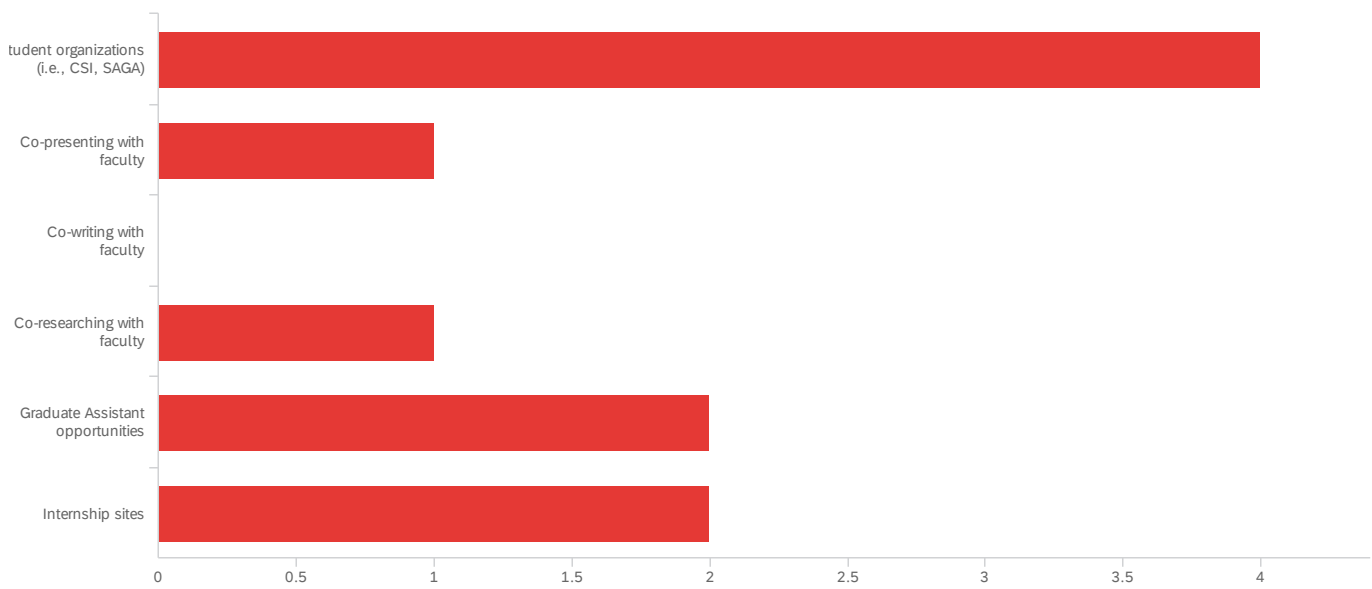
How the program helped prepare you for employment

I feel that I am prepared as much as I can be from a graduate program for employment.

Q20 - The Department of Counseling and Student Affairs is committed to providing quality programs and maintaining highly satisfied students and graduates. (APR E.1)

Please check any of the following that you experienced as strengths of the program:

Professional Development Opportunities Please insert comments next to any of the strengths.



#	Field	Choice Count
1	Student organizations (i.e., CSI, SAGA)	40.00% 4
2	Co-presenting with faculty	10.00% 1
3	Co-writing with faculty	0.00% 0
4	Co-researching with faculty	10.00% 1
5	Graduate Assistant opportunities	20.00% 2
6	Internship sites	20.00% 2

Student organizations (i.e., CSI, SAGA)

Student organizations (i.e., CSI, SAGA)

I was secretary for CSI during my last year in the Program and felt that it gave many opportunities for professional development.

Co-presenting with faculty

Co-presenting with faculty

Co-writing with faculty

Co-writing with faculty

Co-researching with faculty

Co-researching with faculty

Graduate Assistant opportunities

Graduate Assistant opportunities

Internship sites

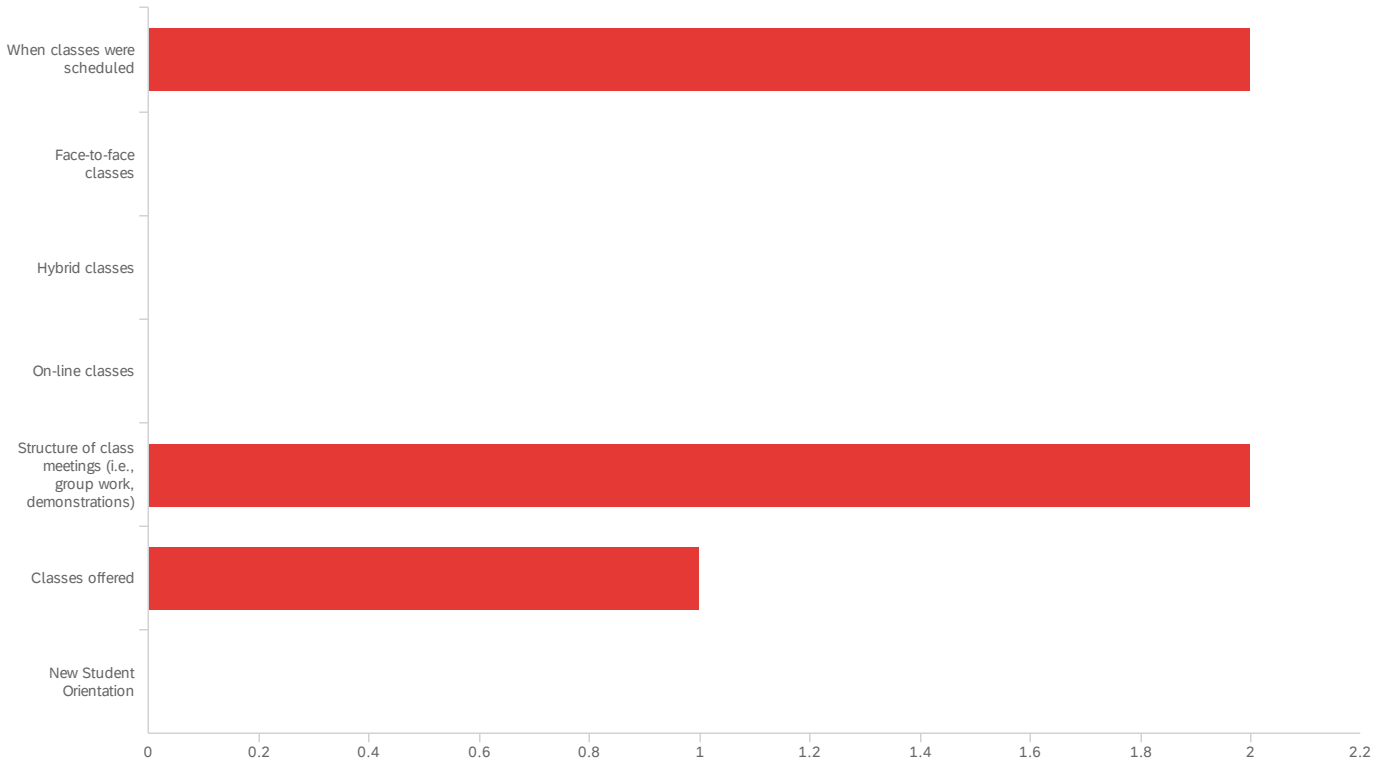
Internship sites

I was very impressed with my internship site and the room it gave me to grow as a counselor.

Q21 - The Department of Counseling and Student Affairs is committed to providing quality programs and maintaining highly satisfied students and graduates. (APR E.1)

Please check any of the following that you experienced as weaknesses of the program:

Curriculum and Programming Please insert comments next to any of the weaknesses.



#	Field	Choice Count
1	When classes were scheduled	40.00% 2
2	Face-to-face classes	0.00% 0
3	Hybrid classes	0.00% 0
4	On-line classes	0.00% 0
5	Structure of class meetings (i.e., group work, demonstrations)	40.00% 2
6	Classes offered	20.00% 1
7	New Student Orientation	0.00% 0
		5

When classes were scheduled

When classes were scheduled

Early afternoon courses that start at 3p or 4p are difficult for those what work full time.

Face-to-face classes

Face-to-face classes

Hybrid classes

Hybrid classes

On-line classes

On-line classes

Structure of class meetings (i.e., group work, demonstrations)

Structure of class meetings (i.e., group work, demonstrations)

Too much group work. Not every single thing we do in the field will be by group our committee.

Counseling theories needs to have real-life experience incorporated into face-to-face meetings.

Classes offered

Classes offered

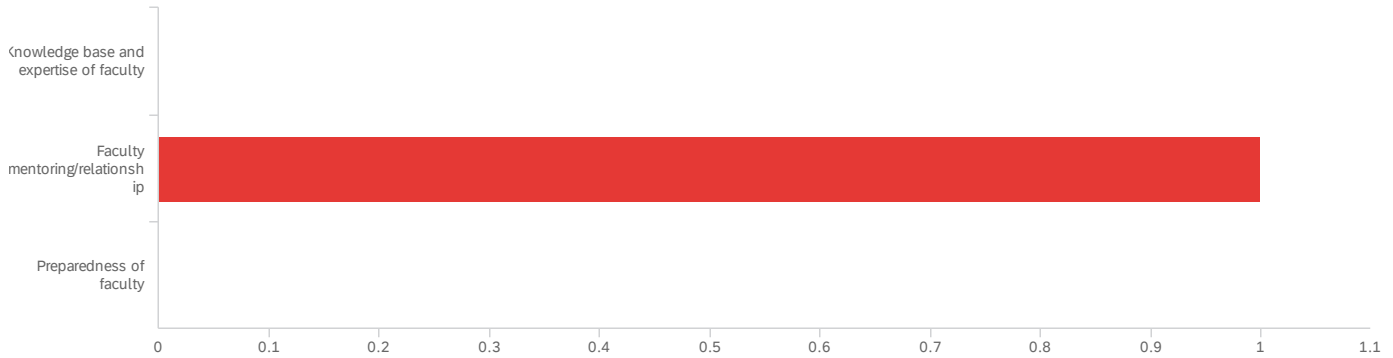
I think that there was a good amount of classes offered, however, I feel that a few more elective options would have been nice to choose from.

New Student Orientation

Q22 - The Department of Counseling and Student Affairs is committed to providing quality programs and maintaining highly satisfied students and graduates. (APR E.1)

Please check any of the following that you experienced as weaknesses of the program:

Faculty Please insert comments next to any of the weaknesses.



#	Field	Choice Count
1	Knowledge base and expertise of faculty	0.00% 0
2	Faculty mentoring/relationship	100.00% 1
3	Preparedness of faculty	0.00% 0
		1

Showing rows 1 - 4 of 4

Knowledge base and expertise of faculty

Knowledge base and expertise of faculty

Faculty mentoring/relationship

Faculty mentoring/relationship

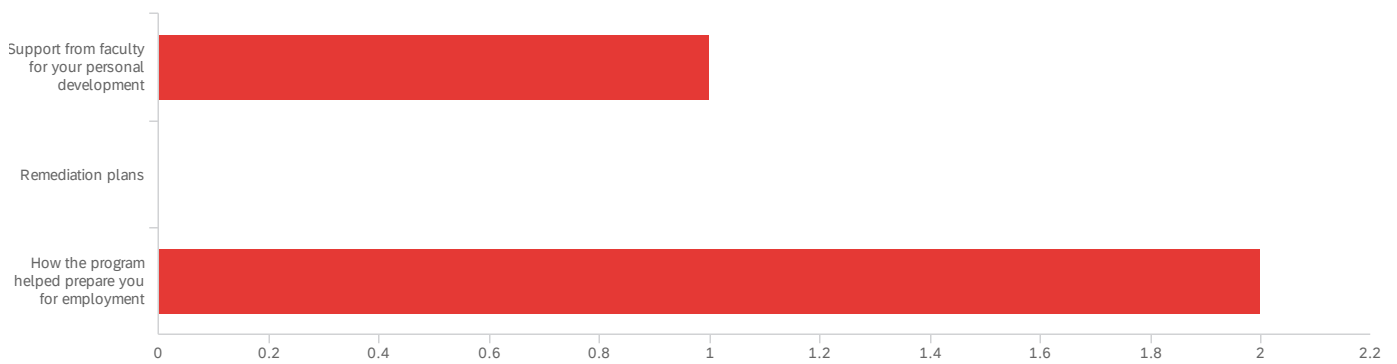
One faculty member is involved and one is not and its very clear which one is which.

Preparedness of faculty

Q23 - The Department of Counseling and Student Affairs is committed to providing quality programs and maintaining highly satisfied students and graduates. (APR E.1)

Please check any of the following that you experienced as weaknesses of the program:

Personal and Professional Development Please insert comments next to any of the weaknesses.



#	Field	Choice Count
1	Support from faculty for your personal development	33.33% 1
2	Remediation plans	0.00% 0
3	How the program helped prepare you for employment	66.67% 2
		3

Showing rows 1 - 4 of 4

Support from faculty for your personal development

Support from faculty for your personal development

Again, one faculty member is engaged and one isn't.

Remediation plans

Remediation plans

How the program helped prepare you for employment

How the program helped prepare you for employment

I received absolutely no help on my cover letter or resume. We were told that information is only covered in the fall internship class. For those who didn't take a fall internship class, are out of luck.

Career class should be offered in spring so graduating students have more support during job search.

Q24 - The Department of Counseling and Student Affairs is committed to providing quality programs and maintaining highly satisfied students and graduates. (APR E.1)

Please check any of the following that you experienced as weaknesses of the program:

Professional Development Opportunities Please insert comments next to any of the weaknesses.



#	Field	Choice Count
1	Student organizations (i.e., CSI, SAGA)	0.00% 0
2	Co-presenting with faculty	0.00% 0
3	Co-writing with faculty	0.00% 0
4	Co-researching with faculty	0.00% 0
5	Graduate Assistant opportunities	0.00% 0
6	Internship sites	0.00% 0

0

Showing rows 1 - 7 of 7

Student organizations (i.e., CSI, SAGA)

Student organizations (i.e., CSI, SAGA)

Co-presenting with faculty

Co-presenting with faculty

Co-writing with faculty

Co-writing with faculty

Co-researching with faculty

Co-researching with faculty

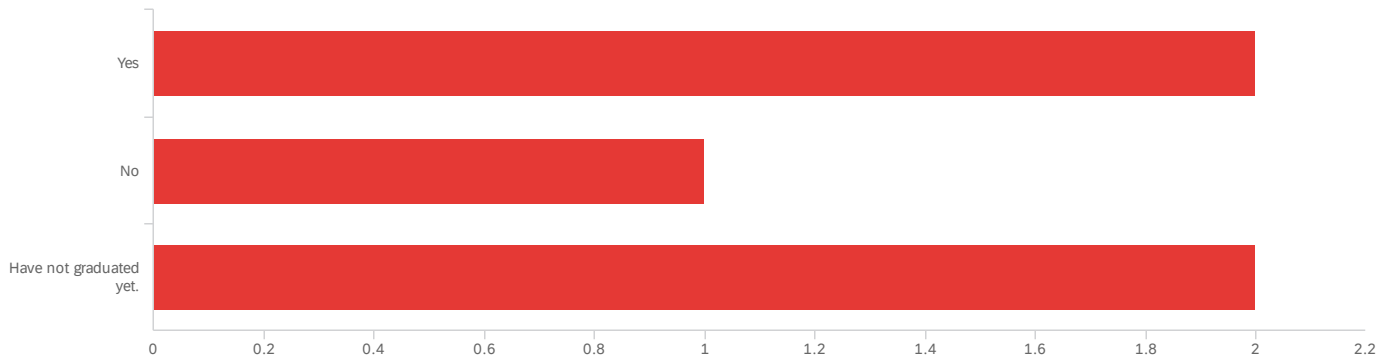
Graduate Assistant opportunities

Graduate Assistant opportunities

Internship sites

Internship sites

Q25 - Have you sought employment since graduating? (APR B.5.)

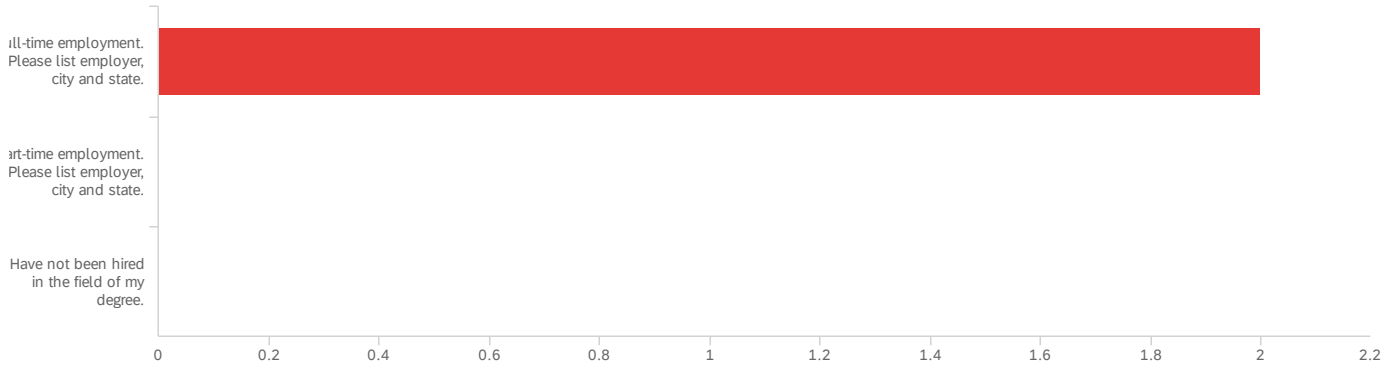


#	Field	Choice Count
1	Yes	40.00% 2
2	No	20.00% 1
3	Have not graduated yet.	40.00% 2
		5

Showing rows 1 - 4 of 4

Q26 - Have you gained employment in the field of your degree program? (APR B.5)

Please choose the most appropriate response.



#	Field	Choice Count
1	Full-time employment. Please list employer, city and state.	100.00% 2
2	Part-time employment. Please list employer, city and state.	0.00% 0
3	Have not been hired in the field of my degree.	0.00% 0
		2

Showing rows 1 - 4 of 4

Full-time employment. Please list employer, city and state.

Full-time employment. Please list employer, city and state.

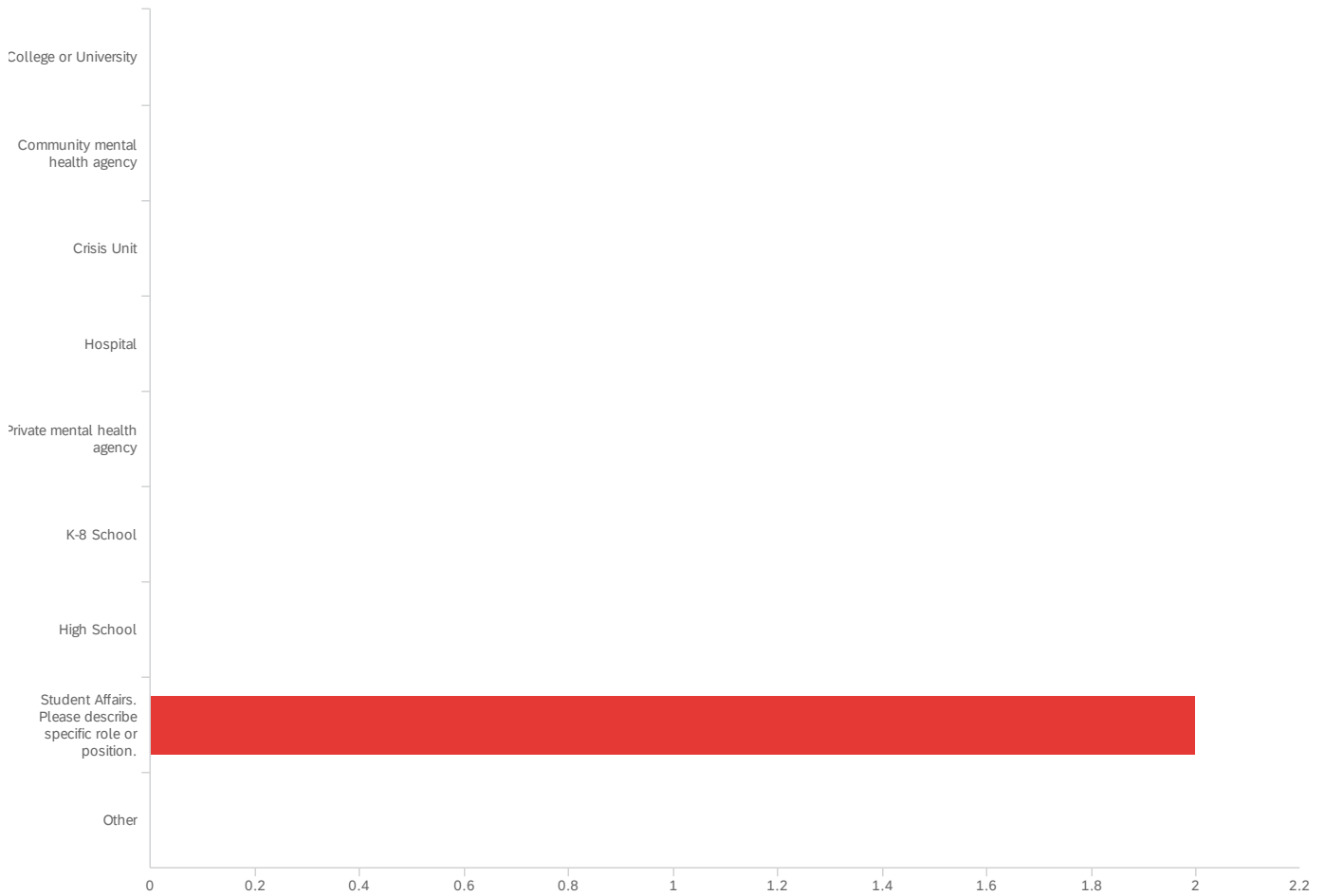
Kentucky

WKU- Bowling Green, KY

Part-time employment. Please list employer, city and state.

Part-time employment. Please list employer, city and state.

Q27 - If you gained employment, please describe the setting of your employer.



#	Field	Choice Count
1	College or University	0.00% 0
2	Community mental health agency	0.00% 0
3	Crisis Unit	0.00% 0
4	Hospital	0.00% 0
5	Private mental health agency	0.00% 0
6	K-8 School	0.00% 0
7	High School	0.00% 0
8	Student Affairs. Please describe specific role or position.	100.00% 2
9	Other	0.00% 0
		2

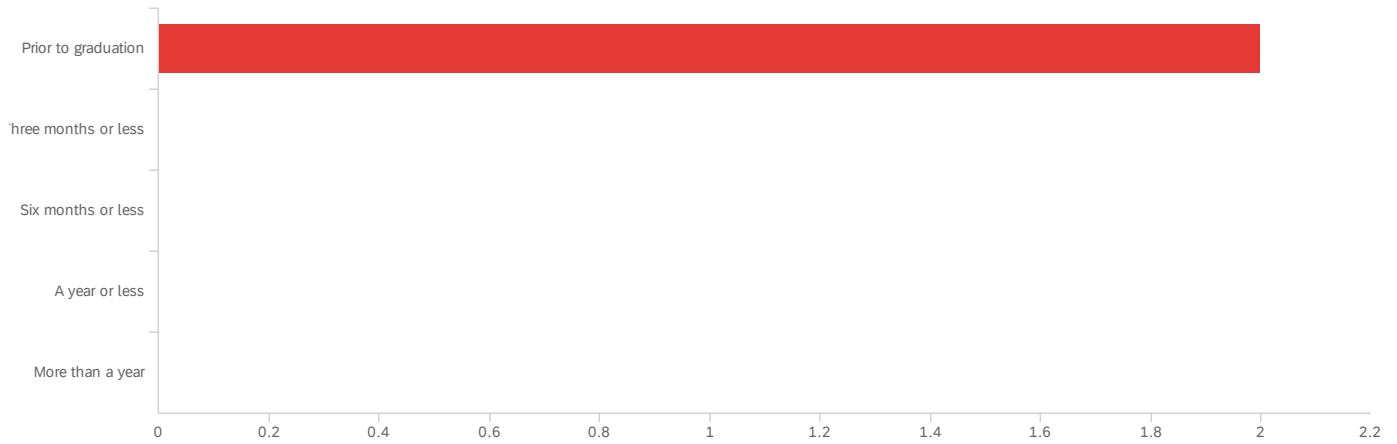
Student Affairs. Please describe specific role or position.

Student Affairs. Please describe specific role or position.

2 year school

Admissions Counselor

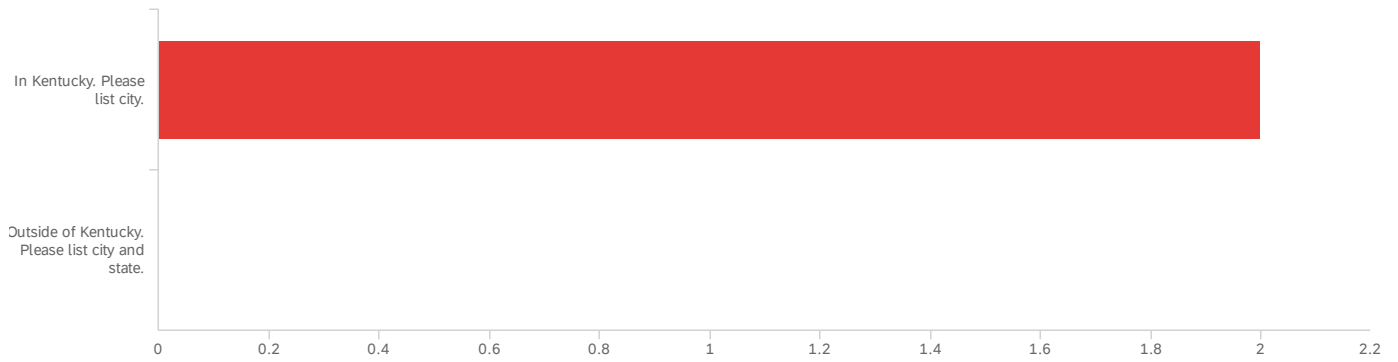
Q28 - If you gained employment in your respective field, how long after you graduated were you employed?



#	Field	Choice Count
1	Prior to graduation	100.00% 2
2	Three months or less	0.00% 0
3	Six months or less	0.00% 0
4	A year or less	0.00% 0
5	More than a year	0.00% 0
		2

Showing rows 1 - 6 of 6

Q29 - If you gained employment, where did you secure employment? (APR B.5)



#	Field	Choice Count
1	In Kentucky. Please list city.	100.00% 2
2	Outside of Kentucky. Please list city and state.	0.00% 0

2

Showing rows 1 - 3 of 3

In Kentucky. Please list city.

In Kentucky. Please list city.

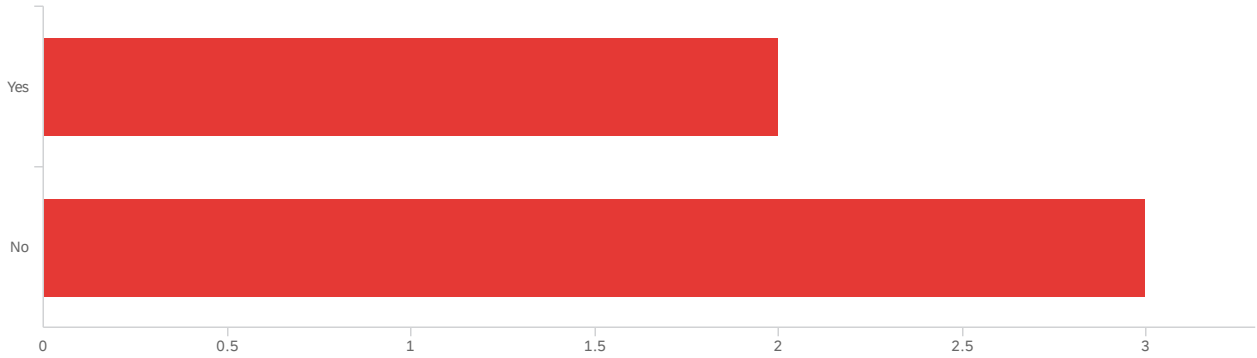
Bowling Green

Outside of Kentucky. Please list city and state.

Outside of Kentucky. Please list city and state.

Q30 - After graduation, did you/do you plan to seek graduate/professional school

admission (i.e., doctoral degree program)? (APR B.5)

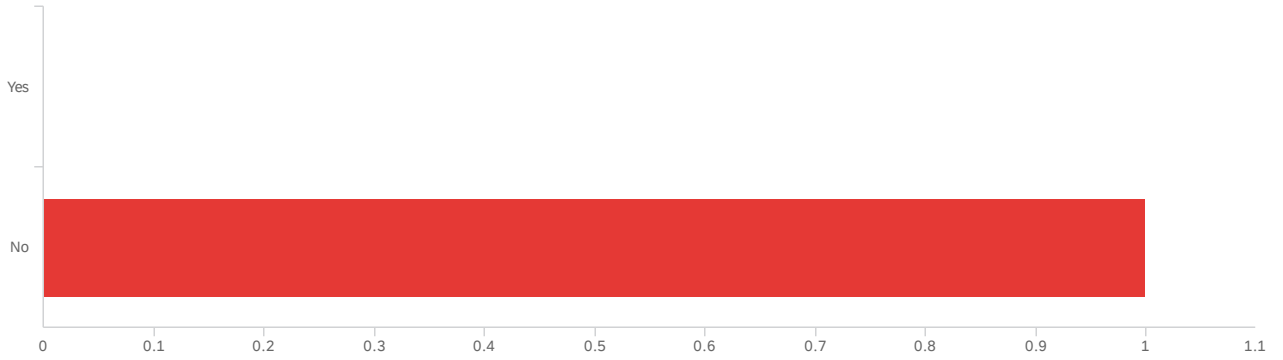


#	Field	Choice Count
1	Yes	40.00% 2
2	No	60.00% 3

5

Showing rows 1 - 3 of 3

Q31 - If you sought graduate/professional school admission (i.e., doctoral degree program), were you admitted? (APR B.5)

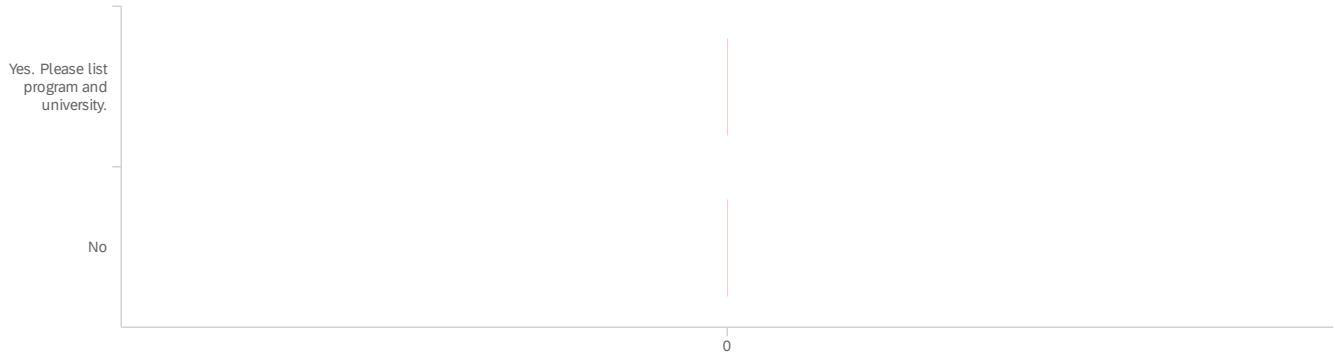


#	Field	Choice Count
1	Yes	0.00% 0
2	No	100.00% 1

1

Showing rows 1 - 3 of 3

Q32 - If you were admitted to graduate/professional school (i.e., doctoral degree program), are you planning on attending/already enrolled? (APR B.5)



#	Field	Choice Count
1	Yes. Please list program and university.	0.00% 0
2	No	0.00% 0
		0

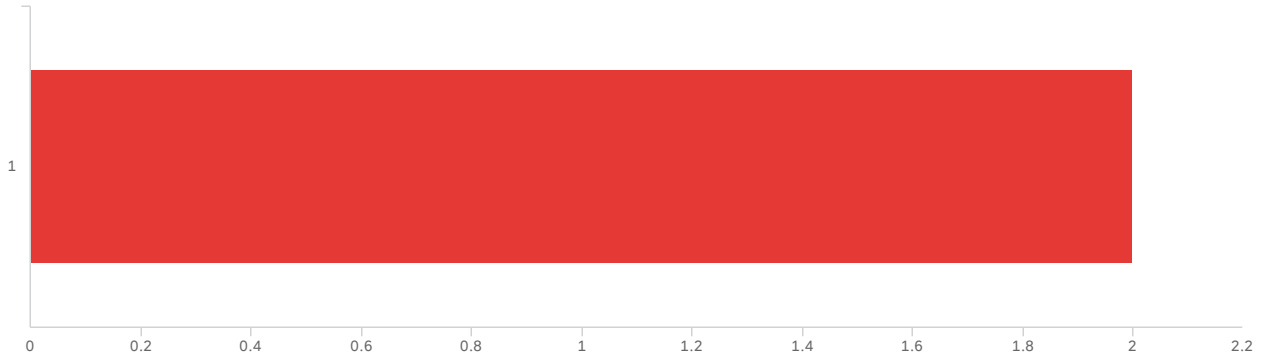
Showing rows 1 - 3 of 3

Yes. Please list program and university.

Yes. Please list program and university.

Q37 - We are interested in your feedback regarding how we can better recruit and attract


underrepresented students to our programs. Please share below.

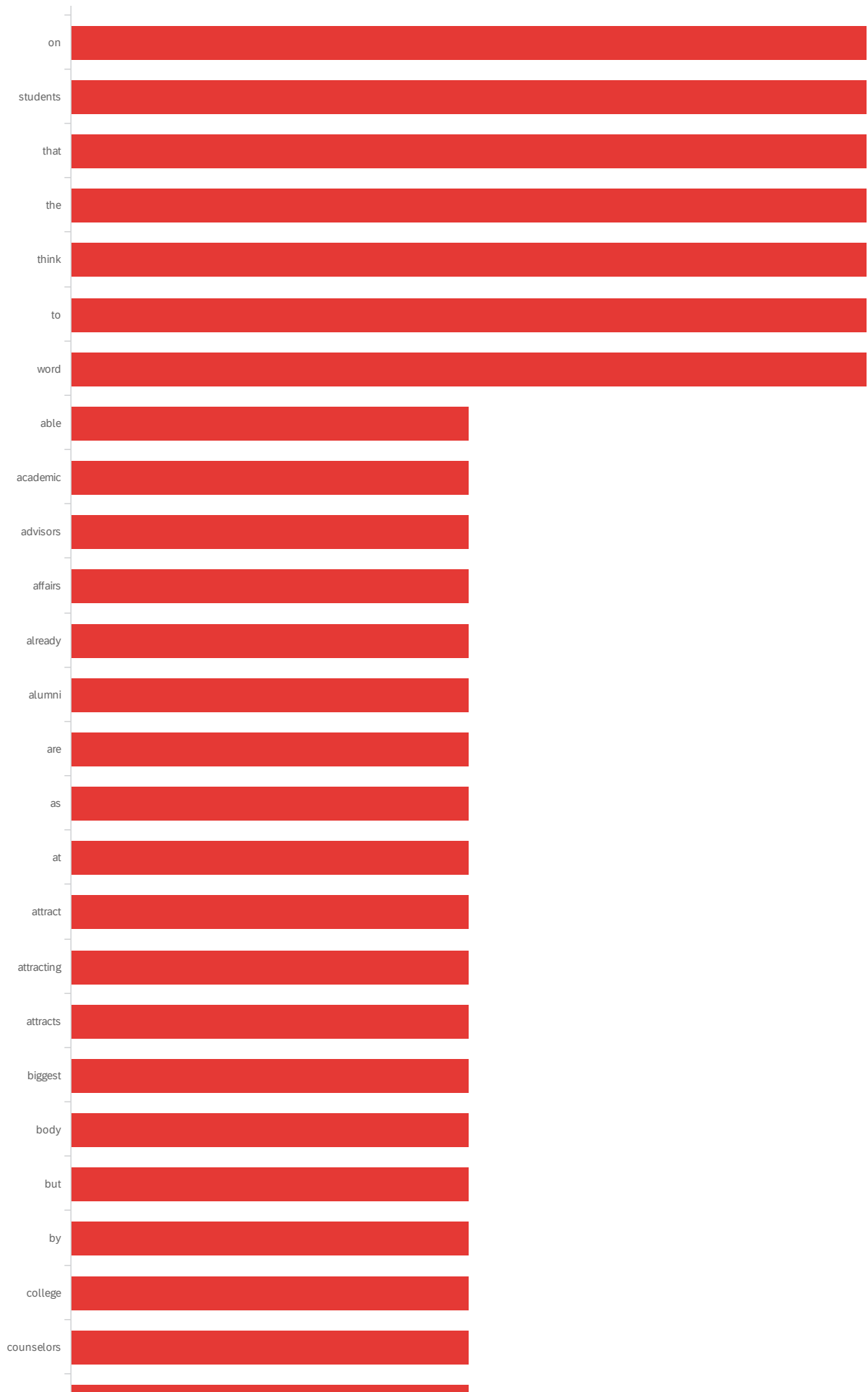


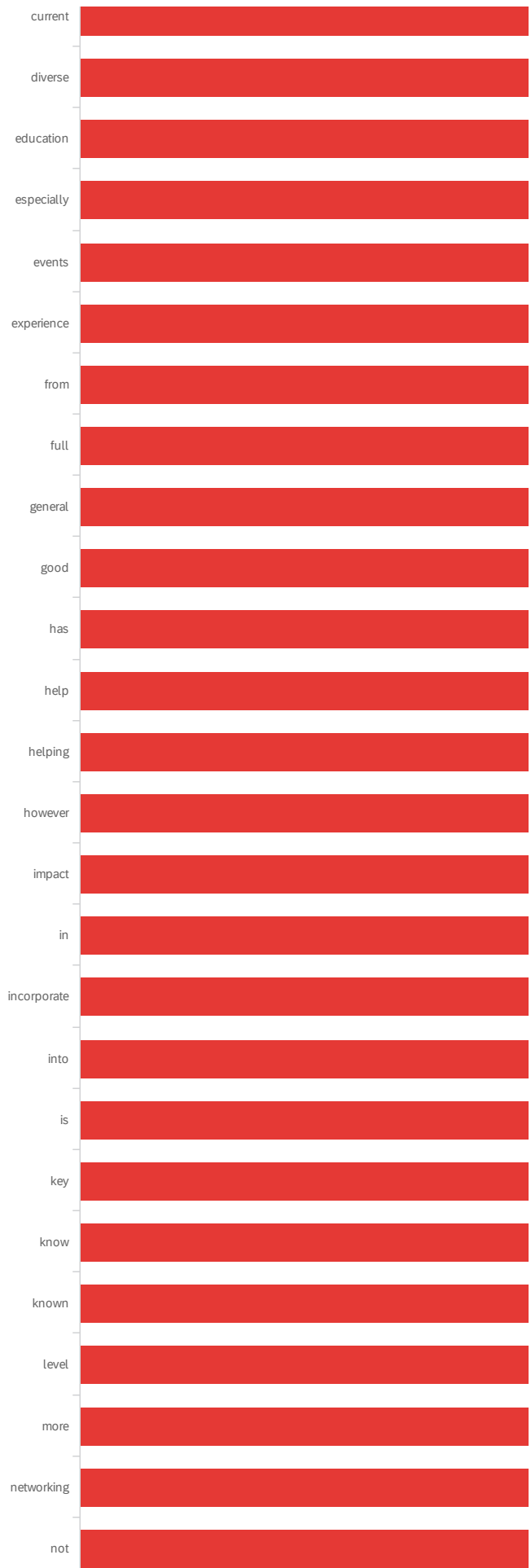
#	Field	Minimum	Maximum	Mean	Std Deviation	Variance	Count
1	We are interested in your feedback regarding how we can better recruit and attract underrepresented students to our programs. Please share below. - Selected Choice	1.00	1.00	1.00	0.00	0.00	2

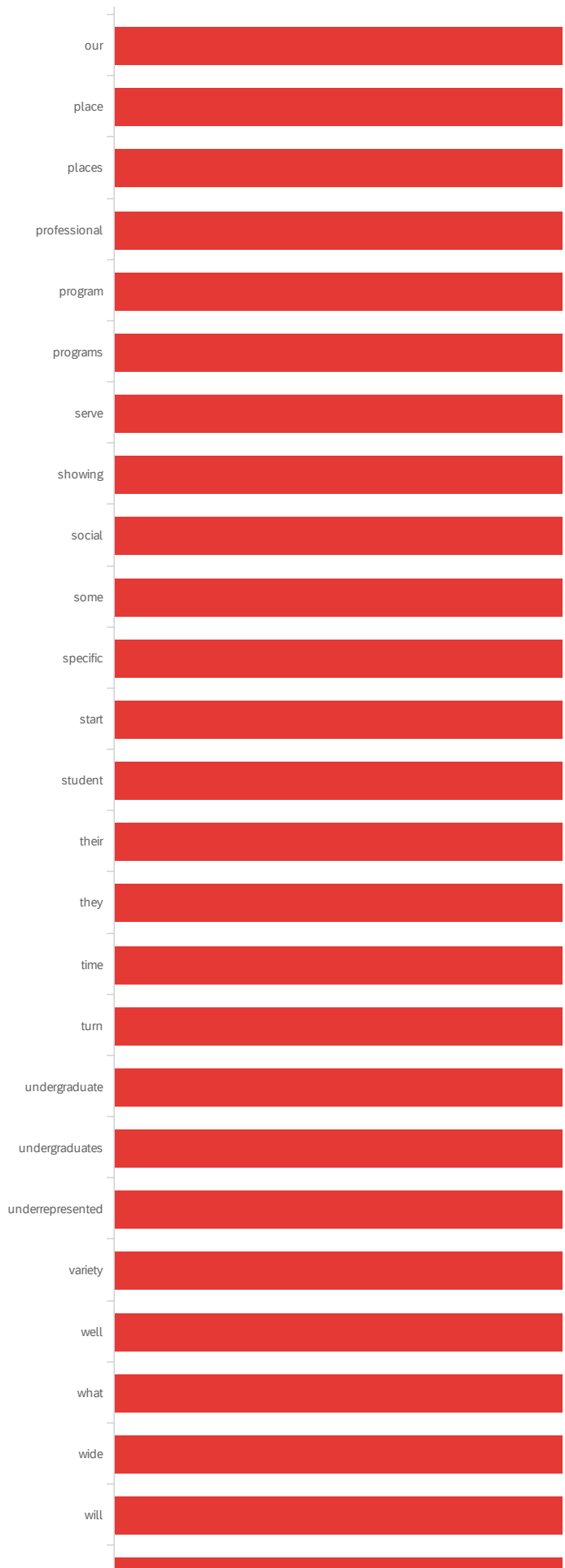
#	Field	Choice Count
1	1	100.00% 2

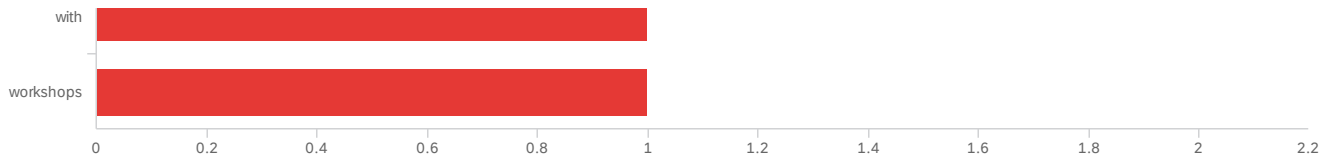
Showing rows 1 - 1 of 1












 Data source misconfigured for this visualization.

#	Field	Choice Count
a	a	1.98% 2
and	and	1.98% 2
be	be	1.98% 2
career	career	1.98% 2
i	i	1.98% 2
may	may	1.98% 2
mouth	mouth	1.98% 2
of	of	1.98% 2
on	on	1.98% 2
students	students	1.98% 2
that	that	1.98% 2
the	the	1.98% 2
think	think	1.98% 2
to	to	1.98% 2
word	word	1.98% 2
able	able	0.99% 1
academic	academic	0.99% 1
advisors	advisors	0.99% 1
affairs	affairs	0.99% 1
already	already	0.99% 1
alumni	alumni	0.99% 1

#	Field	Choice Count
are	are	0.99% 1
as	as	0.99% 1
at	at	0.99% 1
attract	attract	0.99% 1
attracting	attracting	0.99% 1
attracts	attracts	0.99% 1
biggest	biggest	0.99% 1
body	body	0.99% 1
but	but	0.99% 1
by	by	0.99% 1
college	college	0.99% 1
counselors	counselors	0.99% 1
current	current	0.99% 1
diverse	diverse	0.99% 1
education	education	0.99% 1
especially	especially	0.99% 1
events	events	0.99% 1
experience	experience	0.99% 1
from	from	0.99% 1
full	full	0.99% 1
general	general	0.99% 1
good	good	0.99% 1
has	has	0.99% 1
help	help	0.99% 1
helping	helping	0.99% 1
however	however	0.99% 1
impact	impact	0.99% 1
in	in	0.99% 1
incorporate	incorporate	0.99% 1

#	Field	Choice Count
into	into	0.99% 1
is	is	0.99% 1
key	key	0.99% 1
know	know	0.99% 1
known	known	0.99% 1
level	level	0.99% 1
more	more	0.99% 1
networking	networking	0.99% 1
not	not	0.99% 1
our	our	0.99% 1
place	place	0.99% 1
places	places	0.99% 1
professional	professional	0.99% 1
program	program	0.99% 1
programs	programs	0.99% 1
serve	serve	0.99% 1
showing	showing	0.99% 1
social	social	0.99% 1
some	some	0.99% 1
specific	specific	0.99% 1
start	start	0.99% 1
student	student	0.99% 1
their	their	0.99% 1
they	they	0.99% 1
time	time	0.99% 1
turn	turn	0.99% 1
undergraduate	undergraduate	0.99% 1
undergraduates	undergraduates	0.99% 1
underrepresented	underrepresented	0.99% 1

#	Field	Choice Count
variety	variety	0.99% 1
well	well	0.99% 1
what	what	0.99% 1
wide	wide	0.99% 1
will	will	0.99% 1
with	with	0.99% 1
workshops	workshops	0.99% 1

101

Showing rows 1 - 87 of 87

Q33 - Do you have any other comments/suggestions you would like to share to help improve the courses and the Department of Counseling and Student Affairs?

Do you have any other comments/suggestions you would like to share to help...

First, this survey is not anonymous. The SA program graduates a very small number of students each semester and its really easy to figure out which students are responding. It's difficult for students to be 100% honest if we know that our instructors will be able to figure out who said what. Given what I learned from Research Methods and Assessment, your survey needs to be redesigned if you want accurate results. Second, there is an extreme difference between professors in the program. One is engaged with the students, attends events, is responsive to emails/calls, etc, comes to class prepared, and puts forth effort in connecting and helping students. The other professor does not participate in events. If they do attend, they are withdrawn and only interacts with a very small selective group of students. The other professor does not go out of their way to assist students. Lastly, this professor is not well prepared for class usually. Quite frankly, this professor is disruptive in class since their cell phone is always set to ring and the phone chimes and rings constantly. In my opinion, there is absolutely no need for the internship class to be 6 credit hours. Completing 200 hour internships is not feasible for every student; especially those what work full time. The essay option for the class has questions that repeat themselves so for 25 pages, we're saying the same thing over and over. If a full time student does not have time to complete an internship, it's very difficult for them to complete a research project as well. Also, making students complete research in a manner to be published is ridiculous. Most students don't want or care to be published. One class for internship is needed. Also, it would probably serve the students best if the instructor would address cover letters and resumes in all internship classes. Those that aren't lucky enough to get that information in the fall are essentially screwed if their job hunts are in the spring/summer.

Dr. Hughey and Dr. Burke are fantastic instructors and have a deep understanding of the field of student affairs. While some of their ideas and philosophies may differ, they are. Wry good at allowing and encouraging students to express their own opinions in class and striving to challenge student ideas. This program helped to prepare me for my current position as an admissions counselor and I know it will continue to prepare students for a career in this field.

End of Report