

Default Report

CNS Student Satisfaction Exit Survey 2021 May

May 6, 2021 11:37 AM CDT

Q1 - 1. List your age.

1. List your age.

38

25

25

25

46

26

31

23

24

25

28

29

26

24

27

29

38

59

31

27

1. List your age.

28

25

Q2 - 2. List the gender with which you identify.

2. List the gender with which you identify.

female

Female

Female

Female

Female

Female

Female

female

female

Female

Female

female

Female

Female

Female

Female

Female

Male

Female

Female

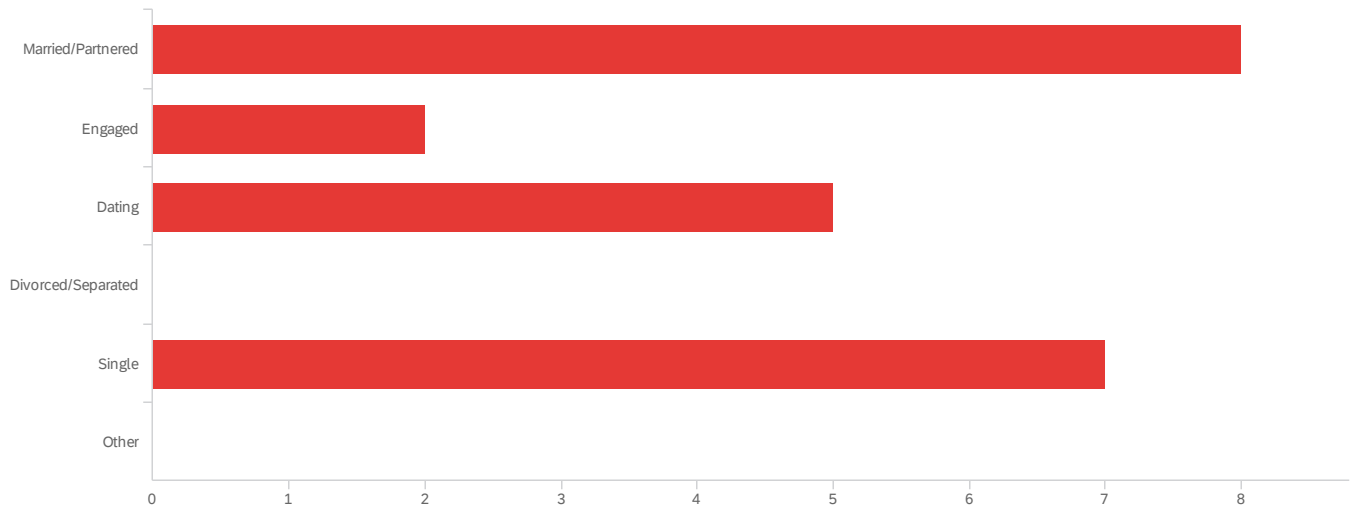
Female

Male

Q3 - 3. Select your sexual orientation.

WIDGET_ERROR.ERROR

Q4 - 4. Select your partner status.



#	Field	Choice Count
1	Married/Partnered	36.36% 8
2	Engaged	9.09% 2
3	Dating	22.73% 5
4	Divorced/Separated	0.00% 0
5	Single	31.82% 7
6	Other	0.00% 0

Q5 - 5. Select your ethnicity/race/national origin (mark one):

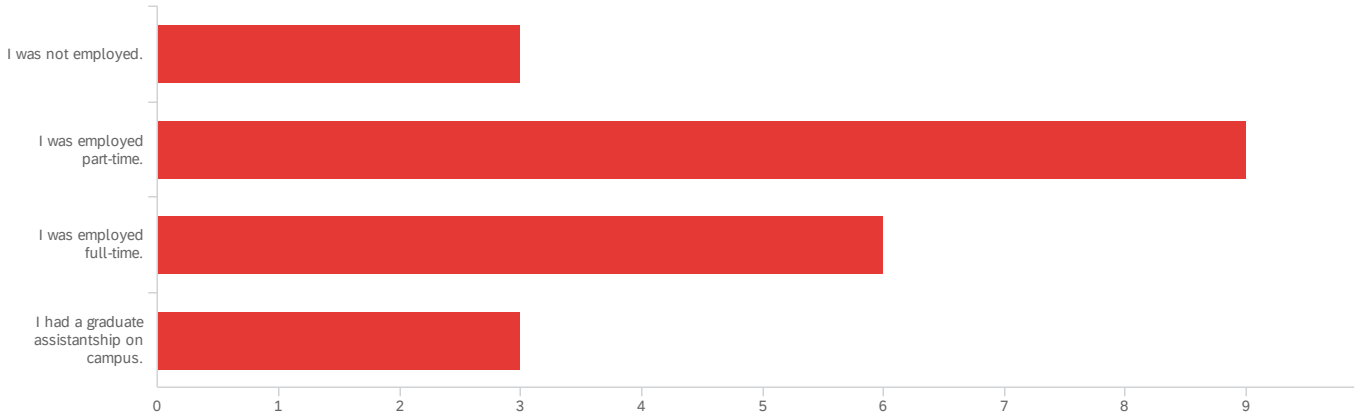


#	Field	Choice Count
1	American Indian or Alaskan Native: A person having origins in any of the original peoples of North and South America (including Central America), and who maintains tribal affiliation or community attachment.	4.55% 1
2	Black or African American: A person having origins in any of the black racial groups of Africa.	9.09% 2
3	Hispanic or Latino/a: A person of Cuban, Mexican, Puerto Rican, South or Central American, or other Spanish culture or origin, regardless of race.	0.00% 0

#	Field	Choice Count
4	Native Hawaiian or other Pacific Islander: A person having origins in any of the original peoples of Hawaii, Guam, Samoa or other Pacific Islands.	0.00% 0
5	White: A person having origins in any of the original peoples of Europe, the Middle East or North Africa.	72.73% 16
6	White: A person having origins in any of the original peoples of Europe, the Middle East or North Africa.	13.64% 3
7	Blended racial/national heritage: A person who considers herself/himself a part of more than one of the groups listed here.	0.00% 0
		22

Showing rows 1 - 8 of 8

Q6 - 6. Choose the most appropriate answer that best represents your employment while you were enrolled as a student.

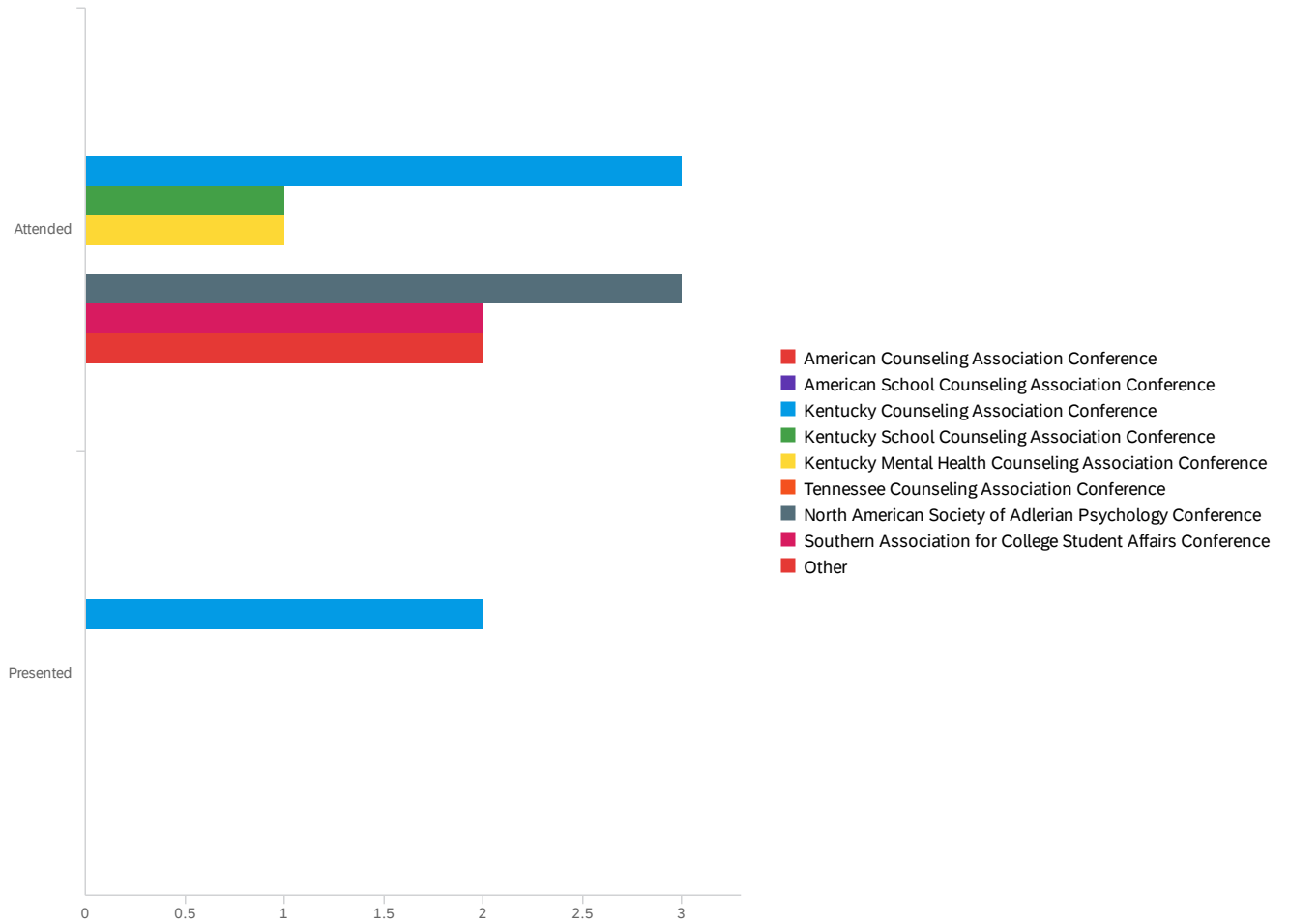


#	Field	Choice Count
1	I was not employed.	14.29% 3
2	I was employed part-time.	42.86% 9
3	I was employed full-time.	28.57% 6
4	I had a graduate assistantship on campus.	14.29% 3

21

Showing rows 1 - 5 of 5

Q40 - Please note whether you attended and presented at any of the following conference while you were a student.



#	Field	Minimum	Maximum	Mean	Std Deviation	Variance	Count
1	American Counseling Association Conference	0.00	0.00	0.00	0.00	0.00	0
2	American School Counseling Association Conference	0.00	0.00	0.00	0.00	0.00	0
3	Kentucky Counseling Association Conference	1.00	2.00	1.40	0.49	0.24	5
4	Kentucky School Counseling Association Conference	1.00	1.00	1.00	0.00	0.00	1
5	Kentucky Mental Health Counseling Association Conference	1.00	1.00	1.00	0.00	0.00	1
6	Tennessee Counseling Association Conference	0.00	0.00	0.00	0.00	0.00	0
7	North American Society of Adlerian Psychology Conference	1.00	1.00	1.00	0.00	0.00	3

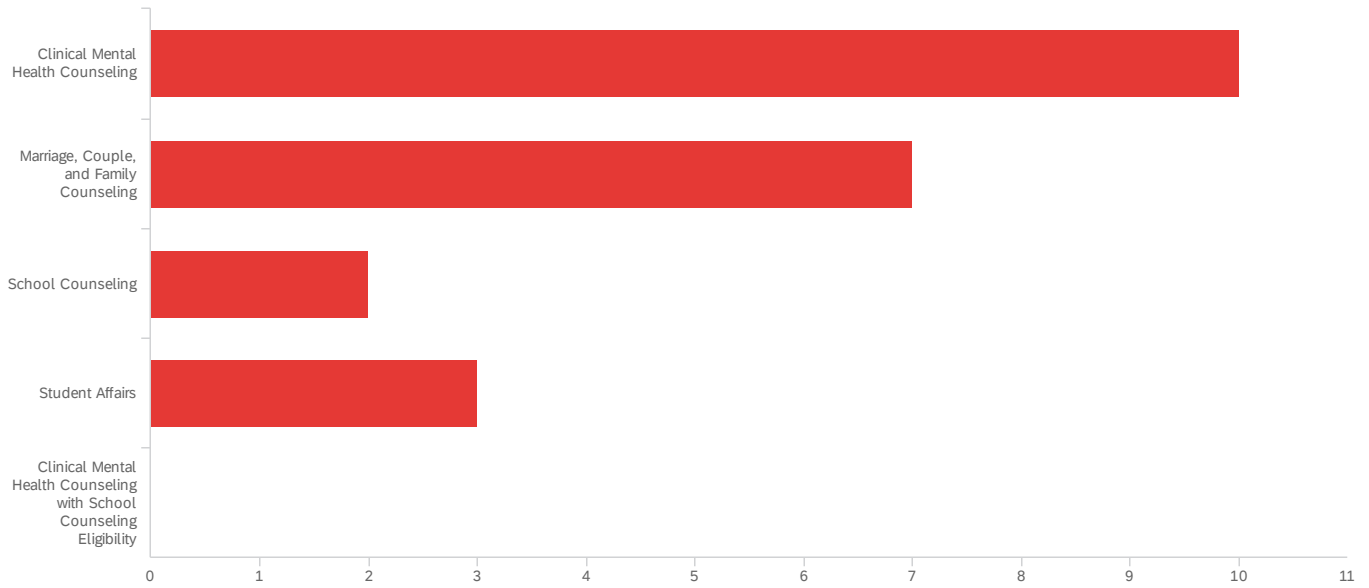
#	Field	Minimum	Maximum	Mean	Std Deviation	Variance	Count
8	Southern Association for College Student Affairs Conference	1.00	1.00	1.00	0.00	0.00	2
9	Other	1.00	1.00	1.00	0.00	0.00	2

#	Field	Attended	Presented	Total
1	American Counseling Association Conference	0.00% 0	0.00% 0	0
2	American School Counseling Association Conference	0.00% 0	0.00% 0	0
3	Kentucky Counseling Association Conference	60.00% 3	40.00% 2	5
4	Kentucky School Counseling Association Conference	100.00% 1	0.00% 0	1
5	Kentucky Mental Health Counseling Association Conference	100.00% 1	0.00% 0	1
6	Tennessee Counseling Association Conference	0.00% 0	0.00% 0	0
7	North American Society of Adlerian Psychology Conference	100.00% 3	0.00% 0	3
8	Southern Association for College Student Affairs Conference	100.00% 2	0.00% 0	2
9	Other	100.00% 2	0.00% 0	2

Showing rows 1 - 9 of 9

Q7 - Which program in the Department of Counseling and Student Affairs did you

complete?

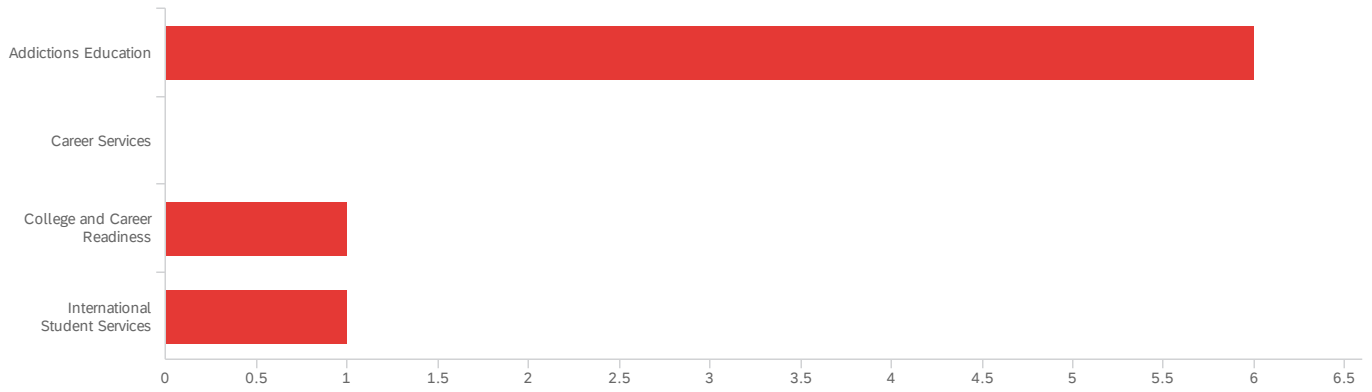


#	Field	Choice Count
1	Clinical Mental Health Counseling	45.45% 10
2	Marriage, Couple, and Family Counseling	31.82% 7
3	School Counseling	9.09% 2
4	Student Affairs	13.64% 3
5	Clinical Mental Health Counseling with School Counseling Eligibility	0.00% 0
		22

Showing rows 1 - 6 of 6

Q8 - Did you complete any of the Department's Graduate Certificate Programs? Please

check all that apply:



#	Field	Choice Count
1	Addictions Education	75.00% 6
2	Career Services	0.00% 0
3	College and Career Readiness	12.50% 1
4	International Student Services	12.50% 1

8

Showing rows 1 - 5 of 5

Q9 - When did you or do you expect to graduate?

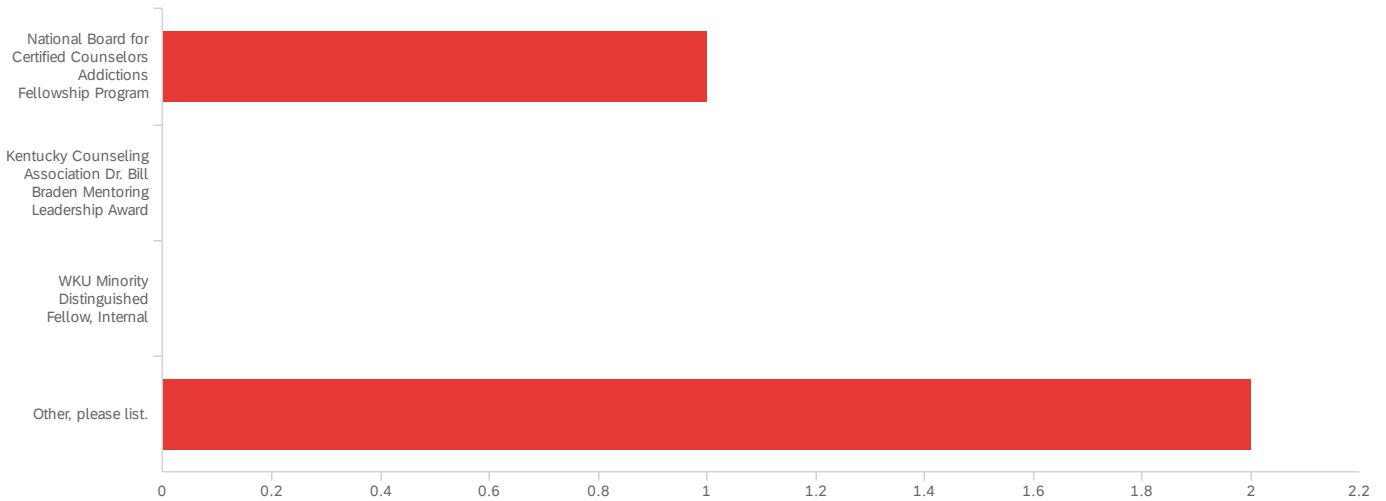
#	Field	Choice Count
1	2017	0.00% 0
5	2018	0.00% 0
9	2019	11.11% 2
13	2020	5.56% 1
17	2021	72.22% 13
21	2022	11.11% 2
25	2023	0.00% 0
29	2024	0.00% 0
33	2025	0.00% 0
		18

Showing rows 1 - 10 of 10

#	Field	Choice Count
1	Spring, May	94.44% 17
2	Fall, December	0.00% 0
3	Summer, August	5.56% 1
		18

Showing rows 1 - 4 of 4

Q10 - Please check any scholarship awards you received while you were a graduate student?



#	Field	Choice Count
1	National Board for Certified Counselors Addictions Fellowship Program	33.33% 1
2	Kentucky Counseling Association Dr. Bill Braden Mentoring Leadership Award	0.00% 0
3	WKU Minority Distinguished Fellow, Internal	0.00% 0
4	Other, please list.	66.67% 2

3

Showing rows 1 - 5 of 5

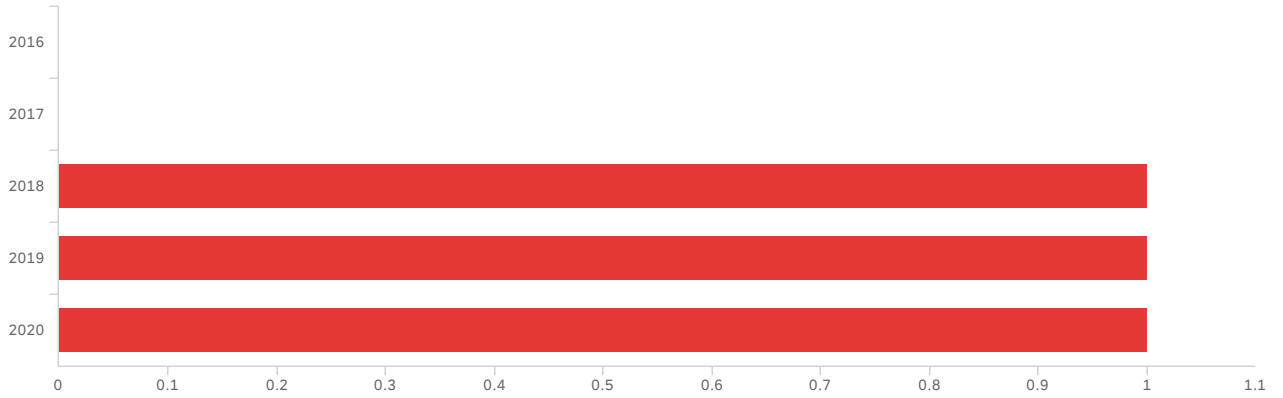
Other, please list.

Other, please list.

SGA winter term scholarship

KCA Summer scholarship

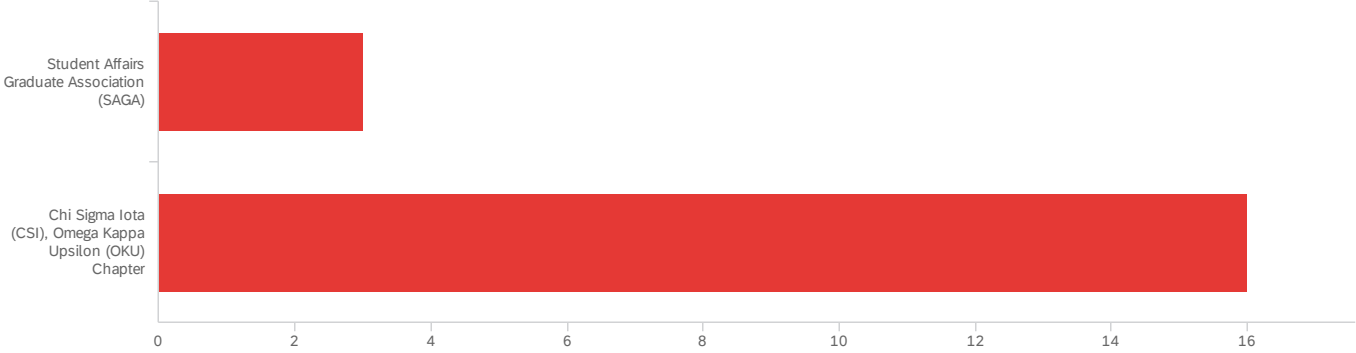
Q11 - If you received a scholarship award while you were a graduate student here, in what year(s) did you receive the award?



#	Field	Choice Count
2	2016	0.00% 0
3	2017	0.00% 0
4	2018	33.33% 1
5	2019	33.33% 1
6	2020	33.33% 1
		3

Showing rows 1 - 6 of 6

Q12 - Please check if you were a member of these student organizations while you were a student.

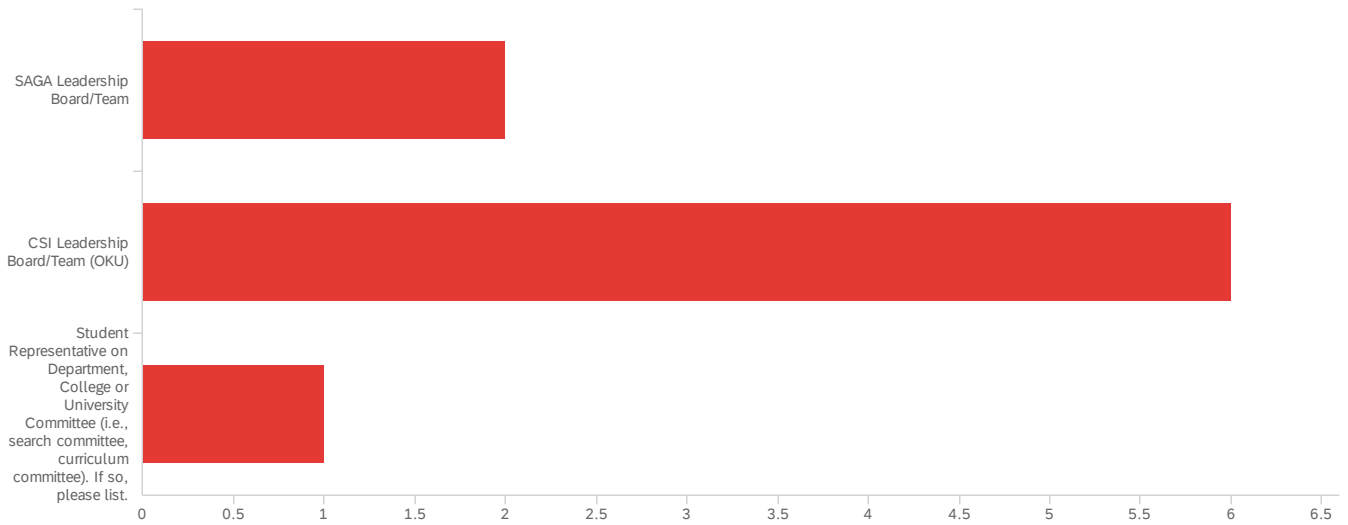


#	Field	Choice Count
1	Student Affairs Graduate Association (SAGA)	15.79% 3
2	Chi Sigma Iota (CSI), Omega Kappa Upsilon (OKU) Chapter	84.21% 16

19

Showing rows 1 - 3 of 3

Q13 - While you were a graduate student, were you involved in any leadership roles?



#	Field	Choice Count
1	SAGA Leadership Board/Team	22.22% 2
2	CSI Leadership Board/Team (OKU)	66.67% 6
3	Student Representative on Department, College or University Committee (i.e., search committee, curriculum committee). If so, please list.	11.11% 1
		9

Showing rows 1 - 4 of 4

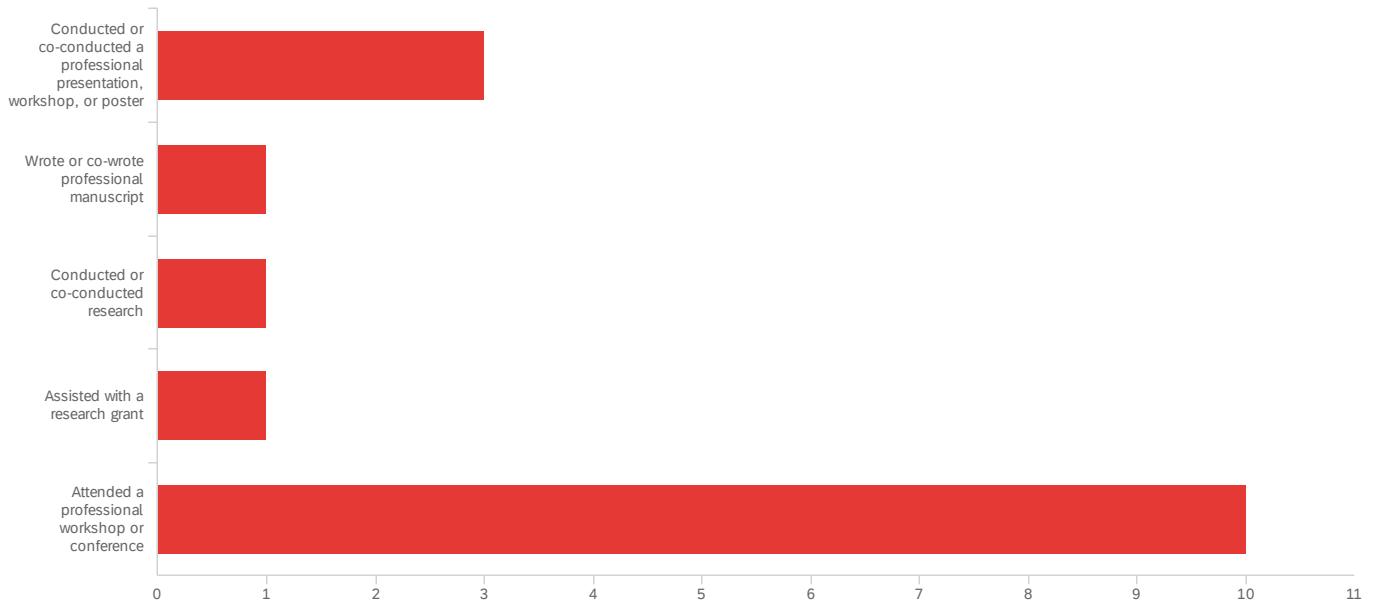
Student Representative on Department, College or University Committee (i.e....

Student Representative on Department, College or University Committee (i.e....

Grad Student Institute Focus Group

Q14 - Please check any of the following professional activities that you were involved in while a graduate student in the Department of Counseling and Student Affairs (CACREP

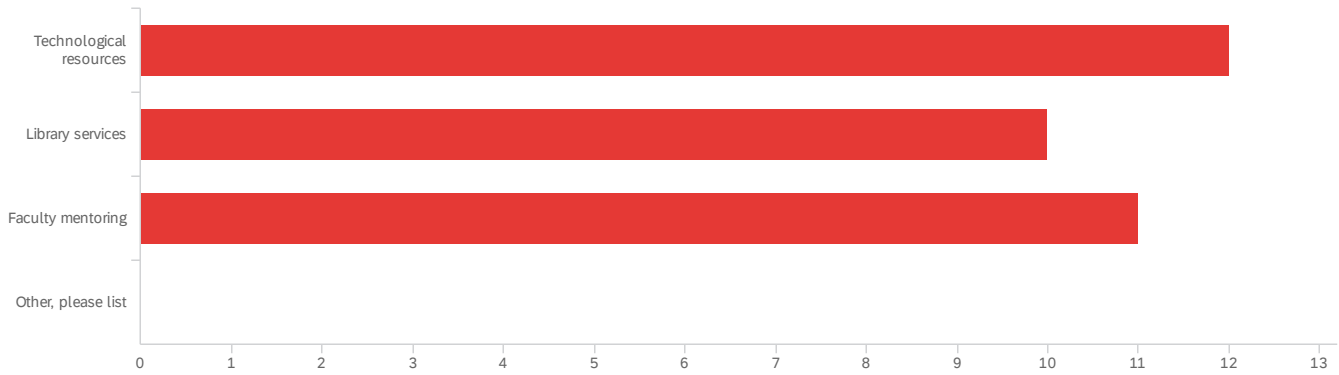
Section 3.D):



#	Field	Choice Count
1	Conducted or co-conducted a professional presentation, workshop, or poster	18.75% 3
2	Wrote or co-wrote professional manuscript	6.25% 1
3	Conducted or co-conducted research	6.25% 1
4	Assisted with a research grant	6.25% 1
5	Attended a professional workshop or conference	62.50% 10
		16

Showing rows 1 - 6 of 6

Q15 - What resources did you take advantage of while you were a graduate student in the Department of Counseling and Student Affairs (CACREP Section 3.D):



#	Field	Choice Count
1	Technological resources	36.36% 12
2	Library services	30.30% 10
3	Faculty mentoring	33.33% 11
4	Other, please list	0.00% 0

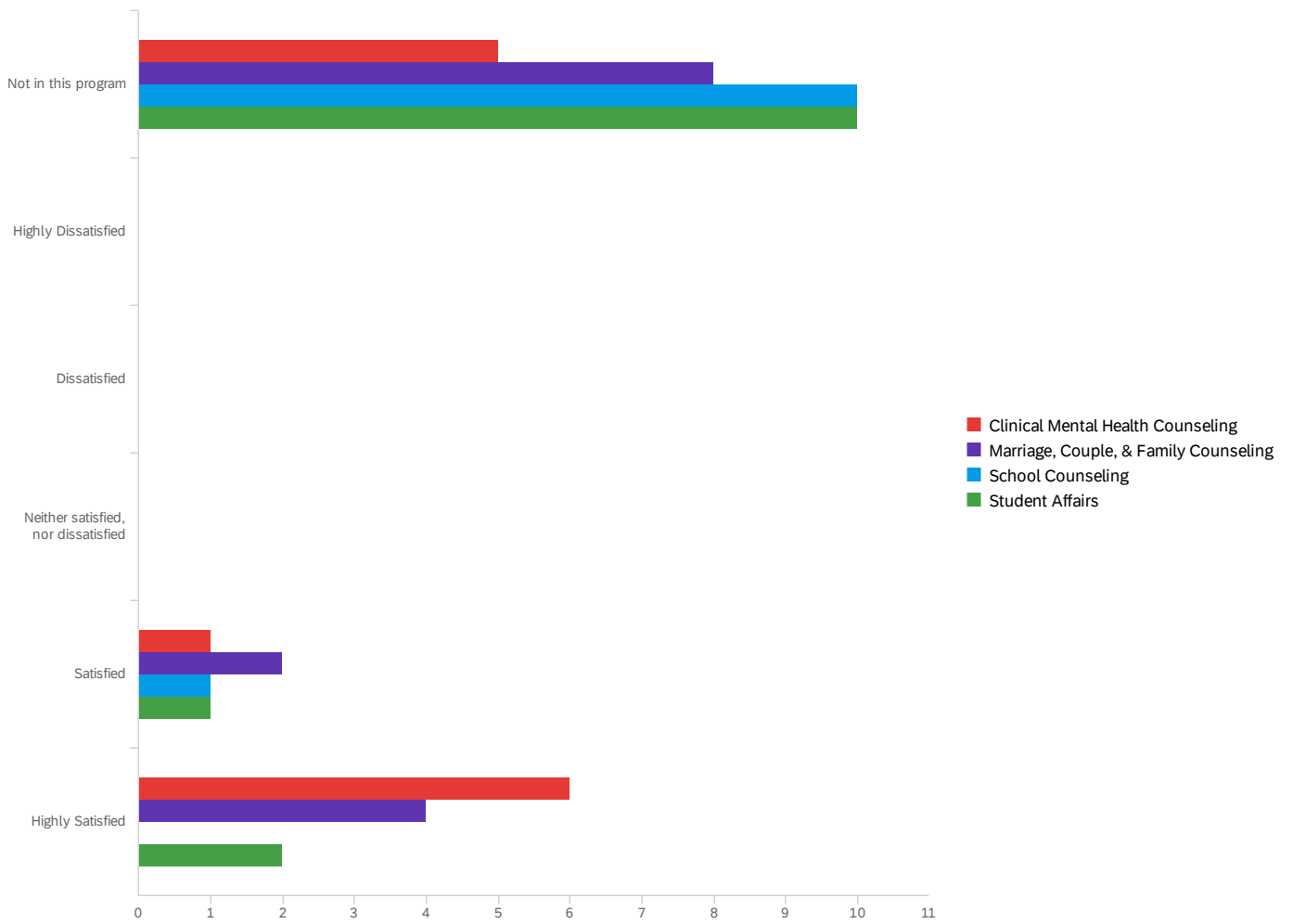
33

Showing rows 1 - 5 of 5

Other, please list

Other, please list

Q16 - Please rate your satisfaction with the program you graduated from. (APR B.4b)



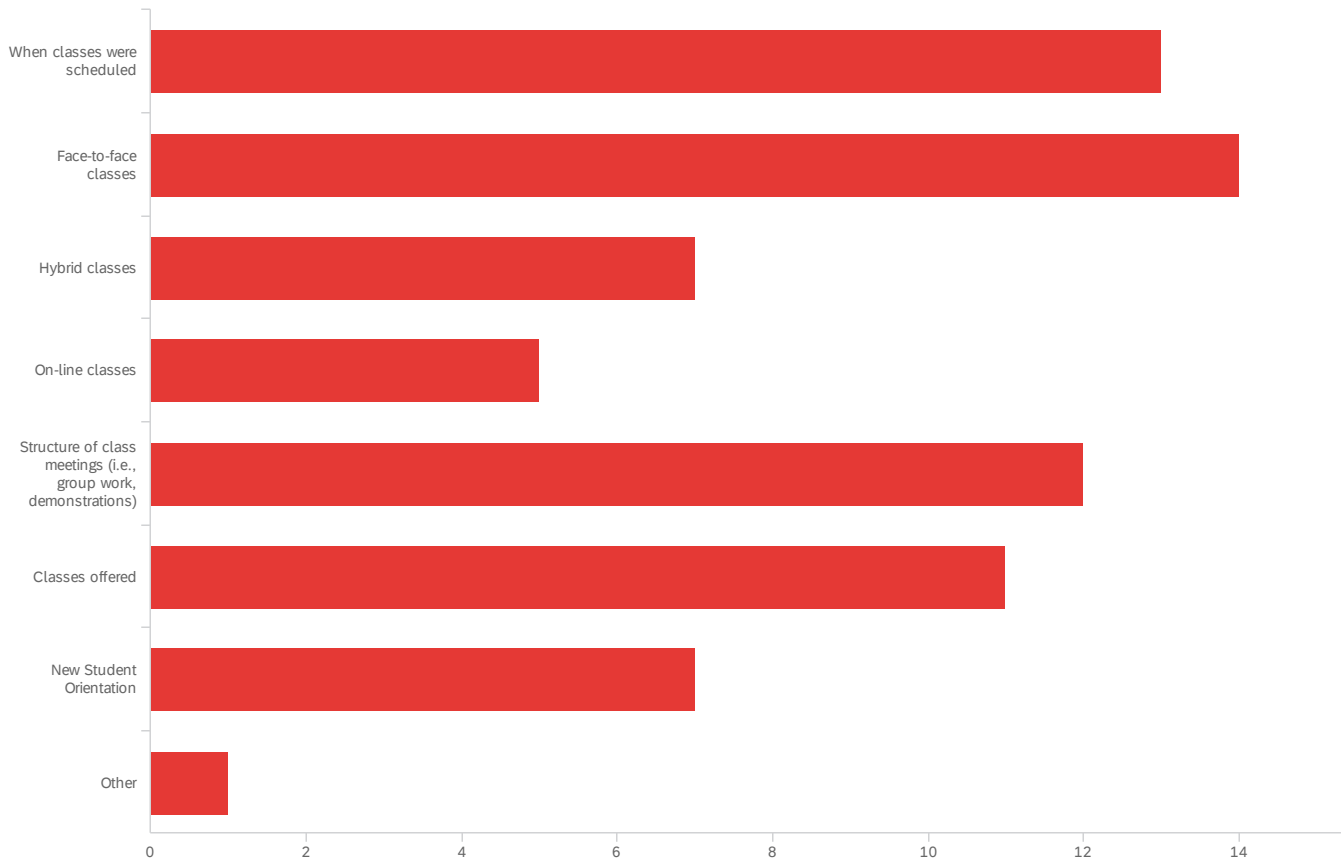
#	Field	Not in this program	Highly Dissatisfied	Dissatisfied	Neither satisfied, nor dissatisfied	Satisfied	Highly Satisfied	Total
1	Clinical Mental Health Counseling	41.67% 5	0.00% 0	0.00% 0	0.00% 0	8.33% 1	50.00% 6	12
2	Marriage, Couple, & Family Counseling	57.14% 8	0.00% 0	0.00% 0	0.00% 0	14.29% 2	28.57% 4	14
3	School Counseling	90.91% 10	0.00% 0	0.00% 0	0.00% 0	9.09% 1	0.00% 0	11
4	Student Affairs	76.92% 10	0.00% 0	0.00% 0	0.00% 0	7.69% 1	15.38% 2	13

Showing rows 1 - 4 of 4

Q17 - The Department of Counseling and Student Affairs is committed to providing quality programs and maintaining highly satisfied students and graduates. (APR E.1)

Please check any of the following that you experienced as strengths of the program:

Curriculum and Programming Please insert comments next to any of the strengths.



#	Field	Choice Count
1	When classes were scheduled	18.57% 13
2	Face-to-face classes	20.00% 14
3	Hybrid classes	10.00% 7
4	On-line classes	7.14% 5
5	Structure of class meetings (i.e., group work, demonstrations)	17.14% 12
6	Classes offered	15.71% 11
7	New Student Orientation	10.00% 7

#	Field	Choice Count
8	Other	1.43% 1

70

Showing rows 1 - 9 of 9

When classes were scheduled

When classes were scheduled

Evenings

I was able to work as a GA and intern without worrying about those jobs interfering with class times.

I like the Thursday night block for student affairs

Easy process!

Allowed enough time for internships to work with the schedule

classes occurred in evenings

Very flexible and helpful for students who work.

Face-to-face classes

Face-to-face classes

This was key to learning. Personal relationships with peers and faculty were key to my academic success.

these are preferred over in person (besides internship, which I prefer to keep online)

For the semester and a half that I was able to have face to face classes, they were very enjoyable and I missed having them due to covid.

Face-to-face classes allowed for more hands on learning.

Felt like teachers were available and interested in the success of thier students.

This impacted high quality instruction.

Very helpful

Hybrid classes

Hybrid classes

Hybrid classes

I had a couple hybrid classes and enjoyed the way these were ran.

Having hybrid provided a different pace for busy students.

Good for flexibility

On-line classes

On-line classes

Dr. Hughey's format for online classes made me become more organized, thoughtful, and attentive due to discussion boards and making sure to communicate effectively through written word and presentations.

The professors in the counseling program did an absolutely wonderful job transitioning our program to mainly online classes due to covid, many of them still met via zoom and it was a smooth transition considering it was so quick and during a pandemic.

Some on-line were helpful for scheduling.

Good for flexibility

Structure of class meetings (i.e., group work, demonstrations)

Structure of class meetings (i.e., group work, demonstrations)

Small group exercises (group work) seemed annoying at the time, but turned out to be one of the best things.

group work has allowed me to meet my classmates and better apply skills to the field

Developed many relationships with classmates due to group work

Classtime was used effectively and engagingly.

Very helpful

Classes offered

Classes offered

Love these classes and would take them all over again

There was a thorough variety of courses offered

Great classes - relevant.

Good variety, could have a few more.

New Student Orientation

New Student Orientation

Great new student orientation

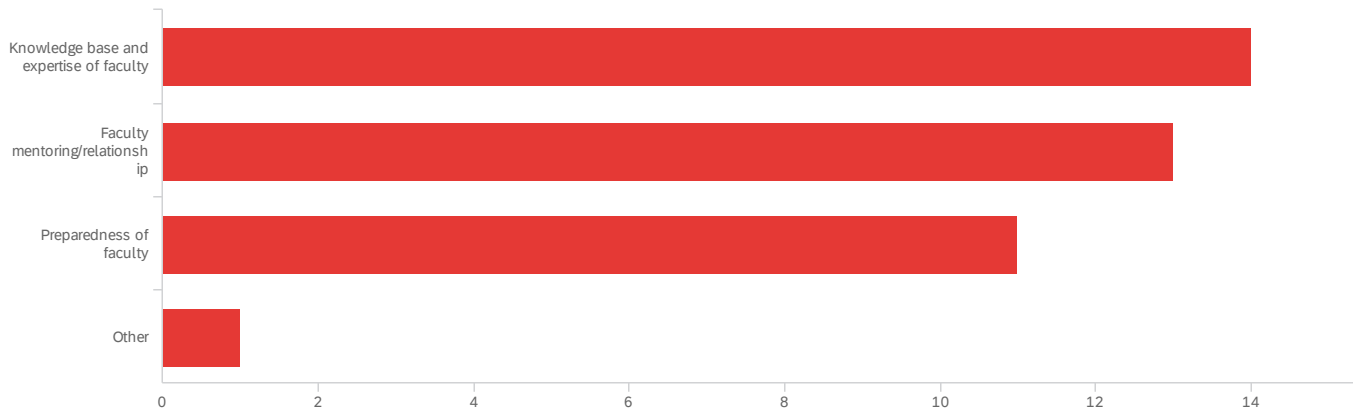
Welcoming and affirming.

Very welcoming

Q18 - The Department of Counseling and Student Affairs is committed to providing quality programs and maintaining highly satisfied students and graduates. (APR E.1)

Please check any of the following that you experienced as strengths of the program:

Faculty Please insert comments next to any of the strengths.



#	Field	Choice Count
1	Knowledge base and expertise of faculty	35.90% 14
2	Faculty mentoring/relationship	33.33% 13
3	Preparedness of faculty	28.21% 11
4	Other	2.56% 1

39

Showing rows 1 - 5 of 5

Knowledge base and expertise of faculty

Knowledge base and expertise of faculty

They always either knew the answer to my question, or they knew the right person to ask. With my faculty member's experience working in higher ed, I felt like I could trust them to steer me in the right direction.

The faculty are the exact mentors you need to feel prepared to enter this career field.

Each professor was very knowledgeable about the populations and modalities they work with

wide variety of experiences

Knowledge base and expertise of faculty

Very knowledgeable and helpful faculty

Faculty mentoring/relationship

Faculty mentoring/relationship

Dr. Hughey and Dr. Burke both care about their students

These professors absolutely care about the students and do what they can to ensure our success.

faculty were personable.

Very open and helpful

Preparedness of faculty

Preparedness of faculty

Always prepared

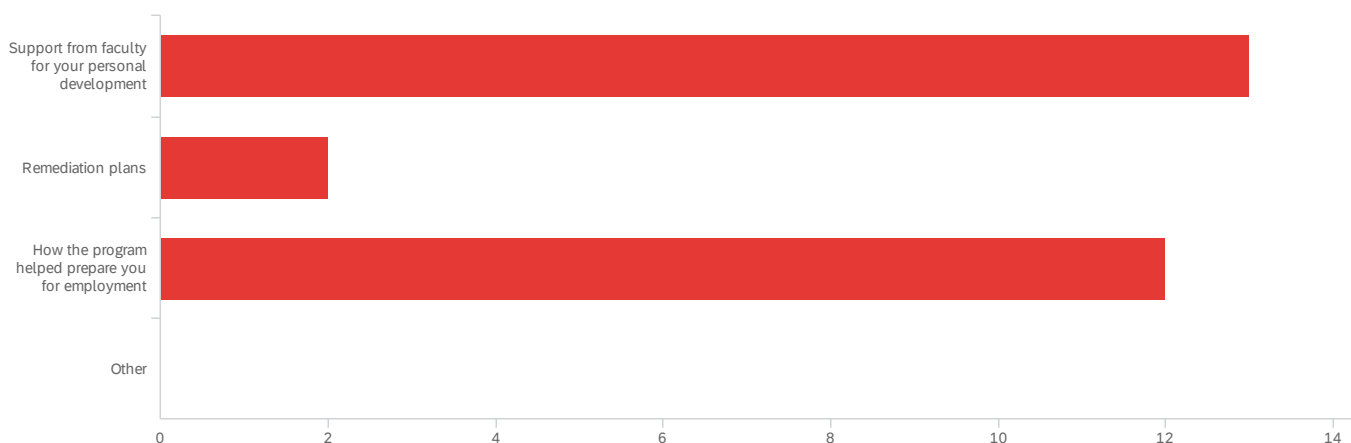
knowledgeable of content

Very prepared

Q19 - The Department of Counseling and Student Affairs is committed to providing quality programs and maintaining highly satisfied students and graduates. (APR E.1)

Please check any of the following that you experienced as strengths of the program:

Personal and Professional Development Please insert comments next to any of the strengths.



#	Field	Choice Count
1	Support from faculty for your personal development	48.15% 13
2	Remediation plans	7.41% 2
3	How the program helped prepare you for employment	44.44% 12
4	Other	0.00% 0

27

Showing rows 1 - 5 of 5

Support from faculty for your personal development

Support from faculty for your personal development

They are members of my support team. Between random questions and letters of rec, they always encouraged me to try something new and put myself out there.

Professors are always willing and available to meet individually to discuss student needs.

Support from faculty for your personal development

I felt very supported by faculty throughout my entire time in the program, even after graduation.

Remediation plans

Remediation plans

This allowed me to get the additional support was needed.

How the program helped prepare you for employment

How the program helped prepare you for employment

I knew I could talk the talk because of the content we covered (history, theory, diversity, law, etc), and my internship and GA helped me to feel even more prepared for employment. I actually started a fulltime professional position my last semester in the program.

The practicum and internship experience required of the program more than prepares you for employment.

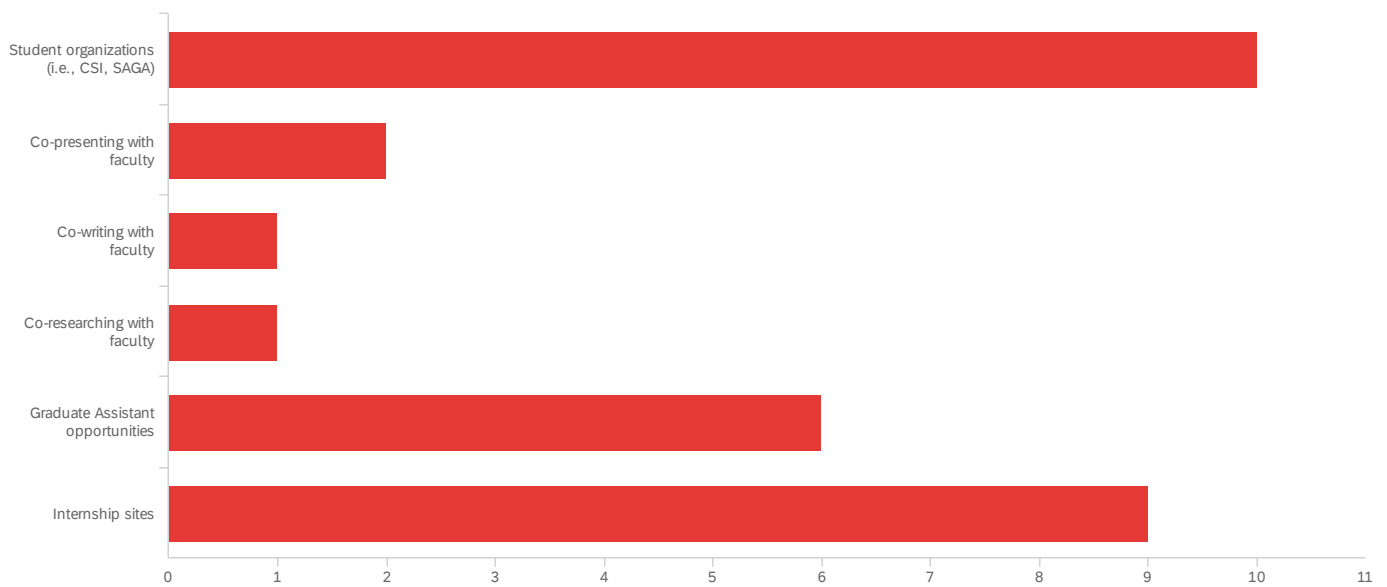
The program prepared me to counsel students and build a counseling program for a school.

I felt like the program prepared me as much as possible for employment

Q20 - The Department of Counseling and Student Affairs is committed to providing quality programs and maintaining highly satisfied students and graduates. (APR E.1)

Please check any of the following that you experienced as strengths of the program:

Professional Development Opportunities Please insert comments next to any of the strengths.



#	Field	Choice Count
1	Student organizations (i.e., CSI, SAGA)	34.48% 10
2	Co-presenting with faculty	6.90% 2
3	Co-writing with faculty	3.45% 1
4	Co-researching with faculty	3.45% 1
5	Graduate Assistant opportunities	20.69% 6
6	Internship sites	31.03% 9

Student organizations (i.e., CSI, SAGA)

Student organizations (i.e., CSI, SAGA)

SAGA helped me feel connected to other students and professionals by building my network with past graduates.

I was able to be apart of CSI.

I did not join this do to being older and having a busy life, but the opportunity was there for building community.

CSI was a great organization to be a part of.

Co-presenting with faculty

Co-presenting with faculty

Faculty often encouraged students to present at conferences

Co-writing with faculty

Co-writing with faculty

Co-researching with faculty

Co-researching with faculty

Graduate Assistant opportunities

Graduate Assistant opportunities

I only had one GA, but it definitely gave me an expeirence I will never forget.

It would be nice to have more classes paid for through GA positions at WKU

Internship sites

Internship sites

Internship sites

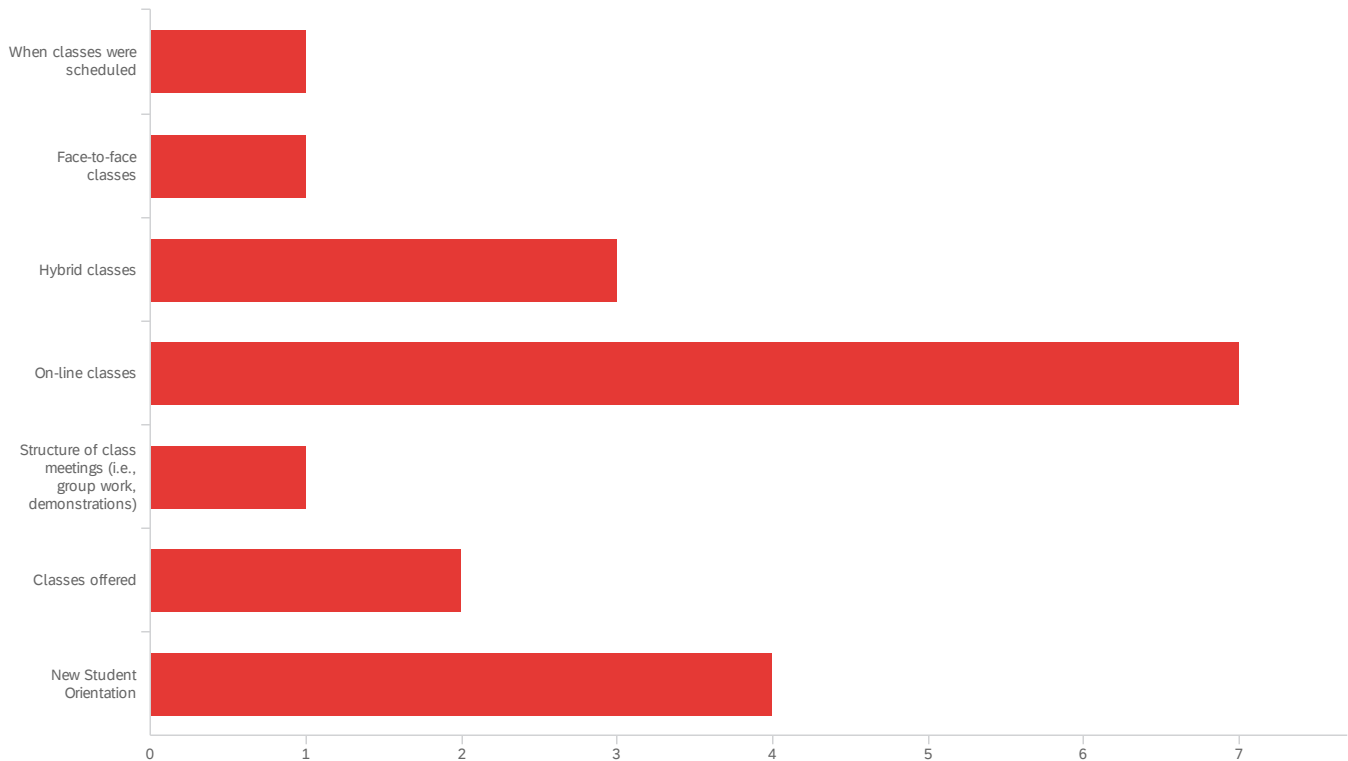
There are plenty of internship sites available. I even managed to get one during a pandemic, and that's saying something because that didn't seem possible for a few weeks there.

Good variety of internship sites

Q21 - The Department of Counseling and Student Affairs is committed to providing quality programs and maintaining highly satisfied students and graduates. (APR E.1)

Please check any of the following that you experienced as weaknesses of the program:

Curriculum and Programming Please insert comments next to any of the weaknesses.



#	Field	Choice Count
1	When classes were scheduled	5.26% 1
2	Face-to-face classes	5.26% 1
3	Hybrid classes	15.79% 3
4	On-line classes	36.84% 7
5	Structure of class meetings (i.e., group work, demonstrations)	5.26% 1
6	Classes offered	10.53% 2
7	New Student Orientation	21.05% 4

When classes were scheduled

When classes were scheduled

Face-to-face classes

Face-to-face classes

Hybrid classes

Hybrid classes

this structure left me with the biggest gaps in my learning - while a fair amount of that is on my own personal work ethic, I felt that these courses and some of the professors were not well matched for these types of classes. I would've loved a traditional theories class.

Not always well planned out by professor

On-line classes

On-line classes

some were better than others depending on format of class. Sometimes it was just listening to the professor go over a powerpoint that we were supposed to review before class, which felt like a waste of time.

I feel I could learn more from the in person classes. It's not bad to meet online every once in awhile, but I think we all get more out of the experience when class is in person

online classes are fine, however, they just do not compare to in-person or hybrid classes when it comes to understanding the professor's needs, the content, and connecting with classmates and faculty.

Structure of class meetings (i.e., group work, demonstrations)

Structure of class meetings (i.e., group work, demonstrations)

Classes offered

Classes offered

More variety of electives would have been nice, but many were already included.

New Student Orientation

New Student Orientation

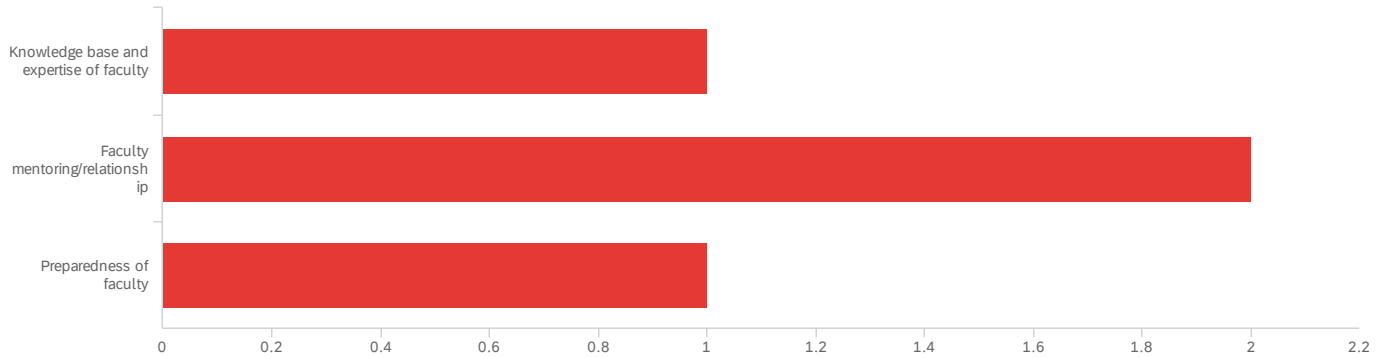
I'm not sure that I participated in this.

it would be nice/interesting to have some type of new student orientation

Q22 - The Department of Counseling and Student Affairs is committed to providing quality programs and maintaining highly satisfied students and graduates. (APR E.1)

Please check any of the following that you experienced as weaknesses of the program:

Faculty Please insert comments next to any of the weaknesses.



#	Field	Choice Count
1	Knowledge base and expertise of faculty	25.00% 1
2	Faculty mentoring/relationship	50.00% 2
3	Preparedness of faculty	25.00% 1
		4

Showing rows 1 - 4 of 4

Knowledge base and expertise of faculty

Knowledge base and expertise of faculty

Faculty mentoring/relationship

Faculty mentoring/relationship

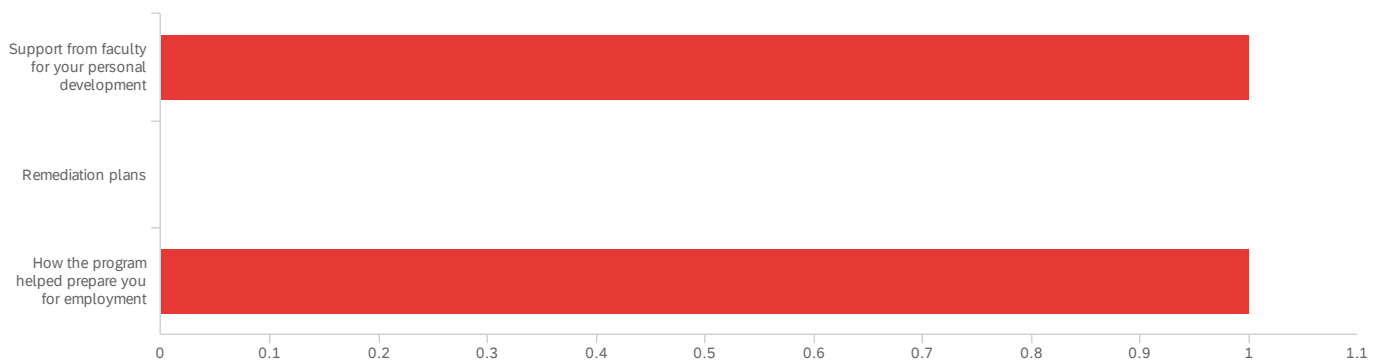
I wish I would have taken advantage of my advisor more.

Preparedness of faculty

Q23 - The Department of Counseling and Student Affairs is committed to providing quality programs and maintaining highly satisfied students and graduates. (APR E.1)

Please check any of the following that you experienced as weaknesses of the program:

Personal and Professional Development Please insert comments next to any of the weaknesses.



#	Field	Choice Count
1	Support from faculty for your personal development	50.00% 1
2	Remediation plans	0.00% 0
3	How the program helped prepare you for employment	50.00% 1
		2

Showing rows 1 - 4 of 4

Support from faculty for your personal development

Support from faculty for your personal development

Remediation plans

Remediation plans

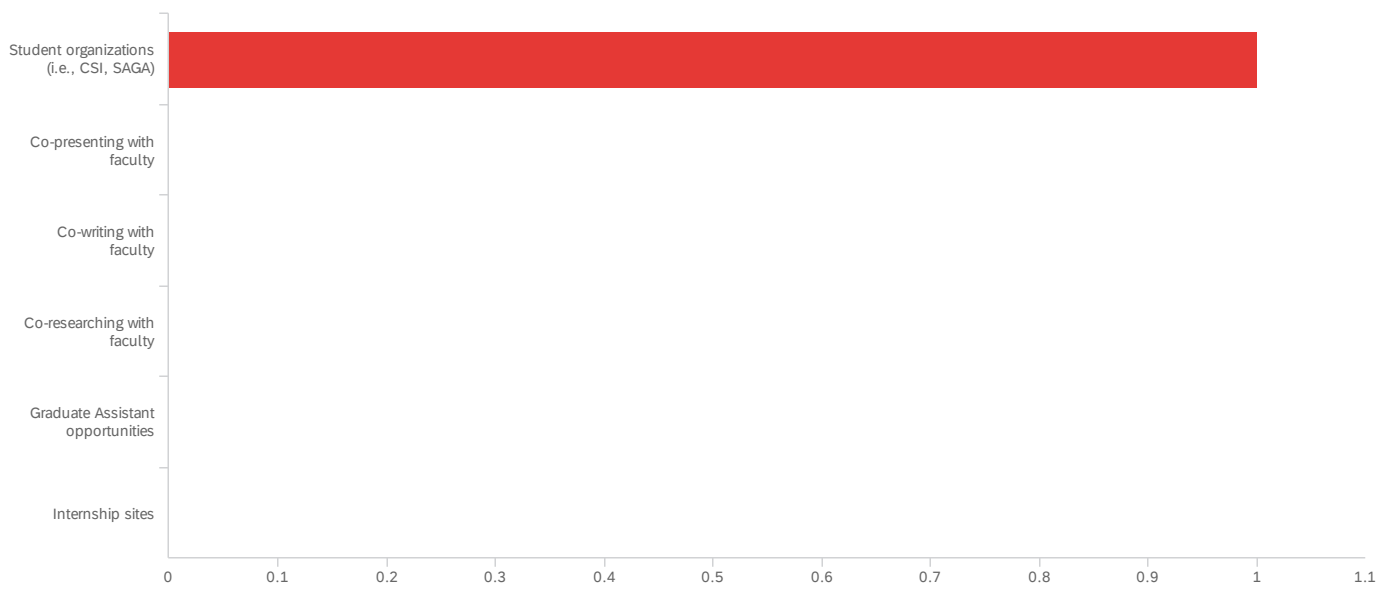
How the program helped prepare you for employment

How the program helped prepare you for employment

Q24 - The Department of Counseling and Student Affairs is committed to providing quality programs and maintaining highly satisfied students and graduates. (APR E.1)

Please check any of the following that you experienced as weaknesses of the program:

Professional Development Opportunities Please insert comments next to any of the weaknesses.



#	Field	Choice Count
1	Student organizations (i.e., CSI, SAGA)	100.00% 1
2	Co-presenting with faculty	0.00% 0
3	Co-writing with faculty	0.00% 0
4	Co-researching with faculty	0.00% 0
5	Graduate Assistant opportunities	0.00% 0
6	Internship sites	0.00% 0

Student organizations (i.e., CSI, SAGA)

Student organizations (i.e., CSI, SAGA)

Co-presenting with faculty

Co-presenting with faculty

Co-writing with faculty

Co-writing with faculty

Co-researching with faculty

Co-researching with faculty

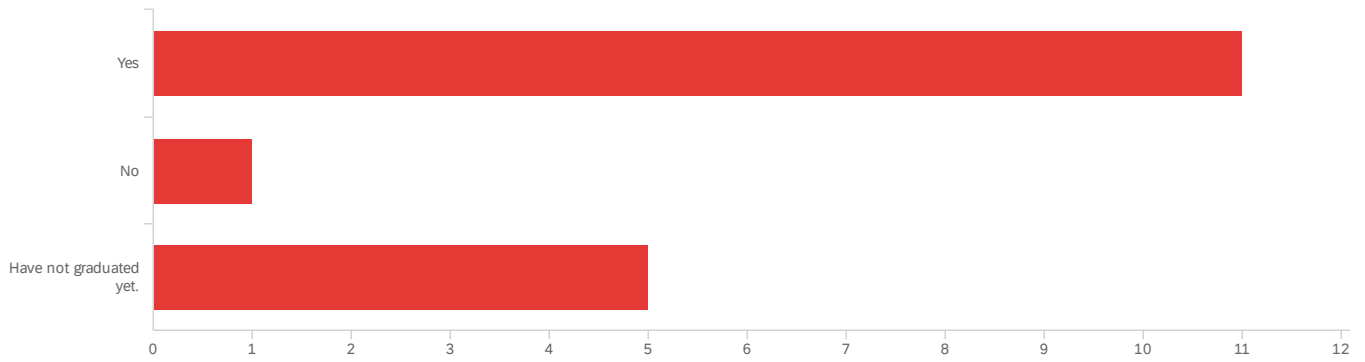
Graduate Assistant opportunities

Graduate Assistant opportunities

Internship sites

Internship sites

Q25 - Have you sought employment since graduating? (APR B.5.)

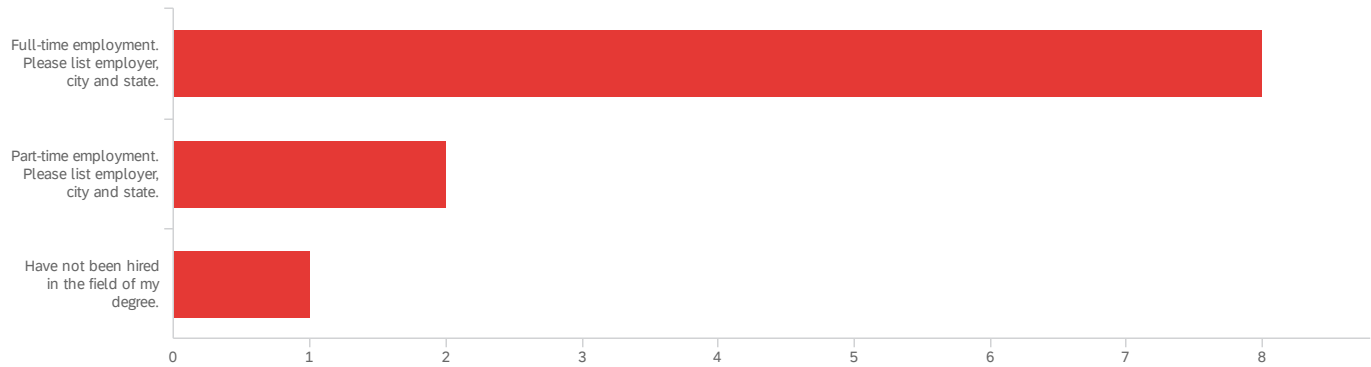


#	Field	Choice	Count
1	Yes	64.71%	11
2	No	5.88%	1
3	Have not graduated yet.	29.41%	5
			17

Showing rows 1 - 4 of 4

Q26 - Have you gained employment in the field of your degree program? (APR B.5)

Please choose the most appropriate response.



#	Field	Choice Count
1	Full-time employment. Please list employer, city and state.	72.73% 8
2	Part-time employment. Please list employer, city and state.	18.18% 2
3	Have not been hired in the field of my degree.	9.09% 1
		11

Showing rows 1 - 4 of 4

Full-time employment. Please list employer, city and state.

Full-time employment. Please list employer, city and state.

FamilyWorks Therapy; Bowling Green, KY

Eastern Kentucky University, Richmond, KY

Indiana

Integrative counseling center lexington ky

Universal Health Services; Bowling Green, KY

Lifeskills bowling green my

Part-time employment. Please list employer, city and state.

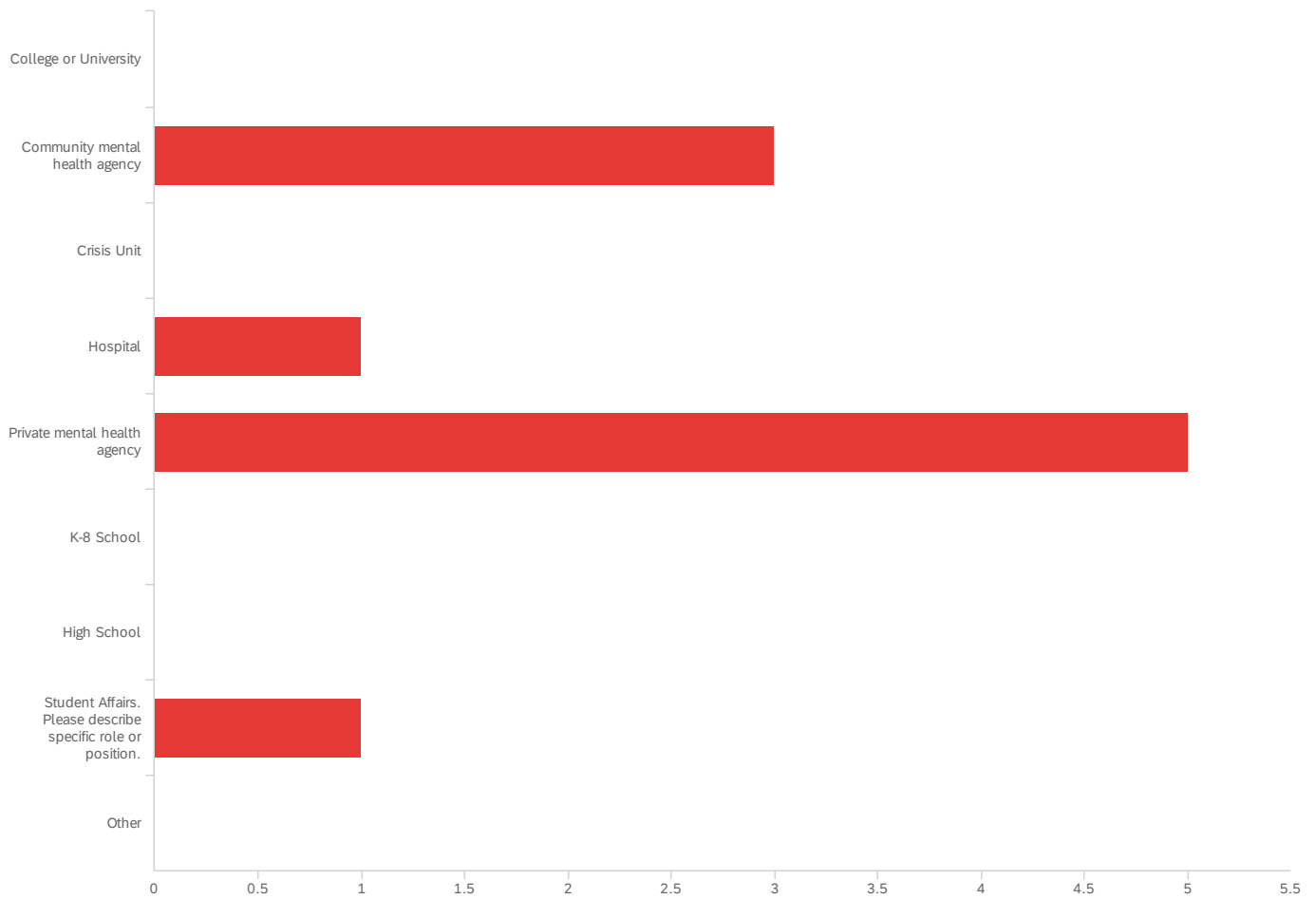
Part-time employment. Please list employer, city and state.

Part-time employment. Please list employer, city and state.

Independent contractor - Nashville Counseling Associates

RiverValley Behavioral Health. Beaver Dam, KY

Q27 - If you gained employment, please describe the setting of your employer.



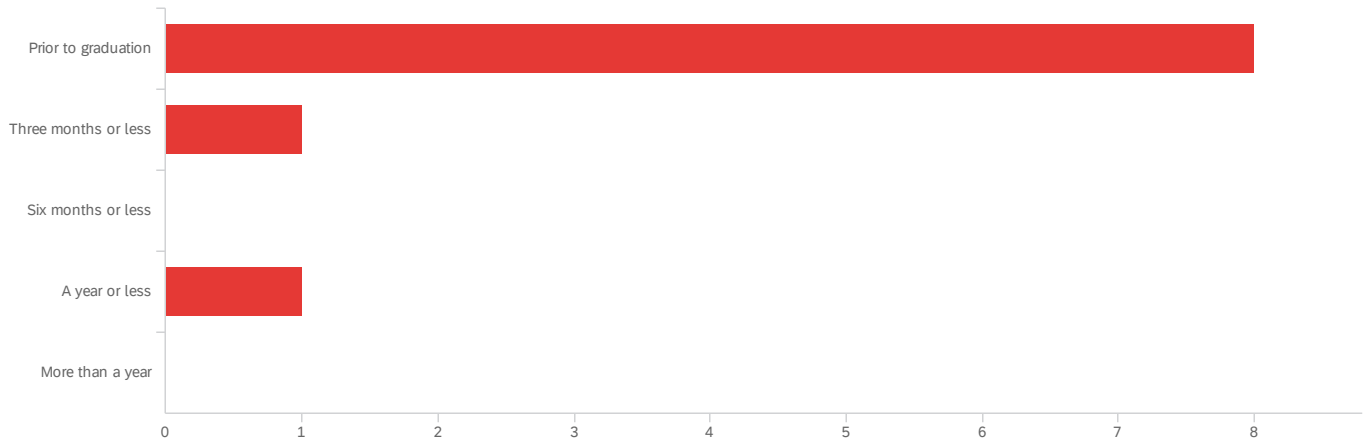
#	Field	Choice Count
1	College or University	0.00% 0
2	Community mental health agency	30.00% 3
3	Crisis Unit	0.00% 0
4	Hospital	10.00% 1
5	Private mental health agency	50.00% 5
6	K-8 School	0.00% 0
7	High School	0.00% 0
8	Student Affairs. Please describe specific role or position.	10.00% 1
9	Other	0.00% 0
		10

Student Affairs. Please describe specific role or position.

Student Affairs. Please describe specific role or position.

Activities Coordinator of Student Life & First Year Experience

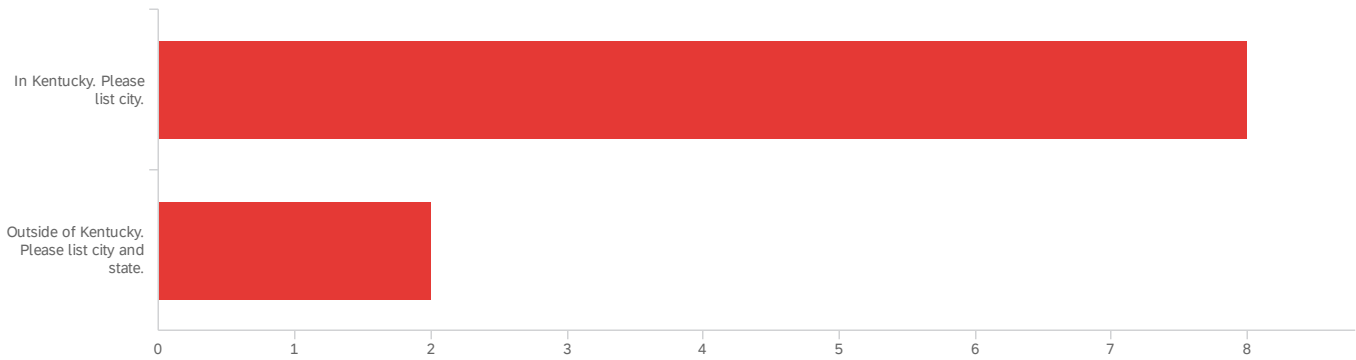
Q28 - If you gained employment in your respective field, how long after you graduated were you employed?



#	Field	Choice Count
1	Prior to graduation	80.00% 8
2	Three months or less	10.00% 1
3	Six months or less	0.00% 0
4	A year or less	10.00% 1
5	More than a year	0.00% 0
		10

Showing rows 1 - 6 of 6

Q29 - If you gained employment, where did you secure employment? (APR B.5)



#	Field	Choice Count
1	In Kentucky. Please list city.	80.00% 8
2	Outside of Kentucky. Please list city and state.	20.00% 2

10

Showing rows 1 - 3 of 3

In Kentucky. Please list city.

In Kentucky. Please list city.

Bowling Green, KY

Richmond

Bowling Green

Bowling Green Ky

Bowling Green, KY

Beaver Dam

Bowling Green

Bowling green

Outside of Kentucky. Please list city and state.

Outside of Kentucky. Please list city and state.

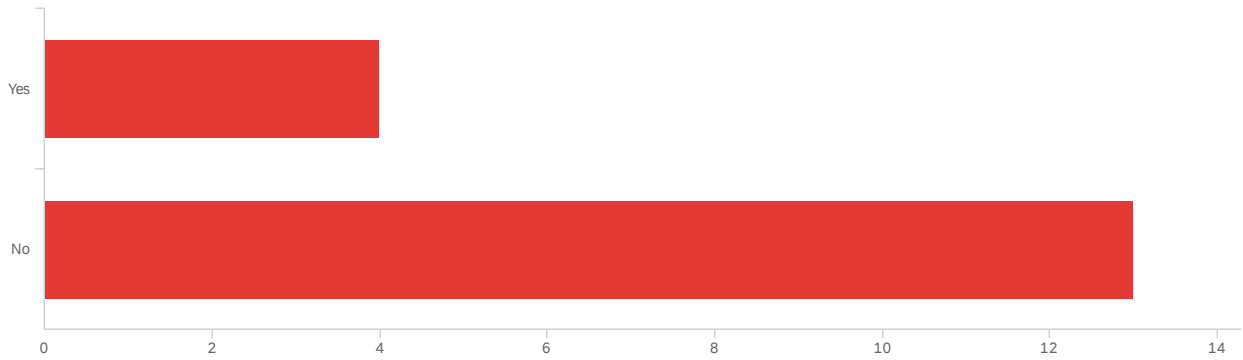
Outside of Kentucky. Please list city and state.

Nashville, TN

Indiana

Q30 - After graduation, did you/do you plan to seek graduate/professional school

admission (i.e., doctoral degree program)? (APR B.5)

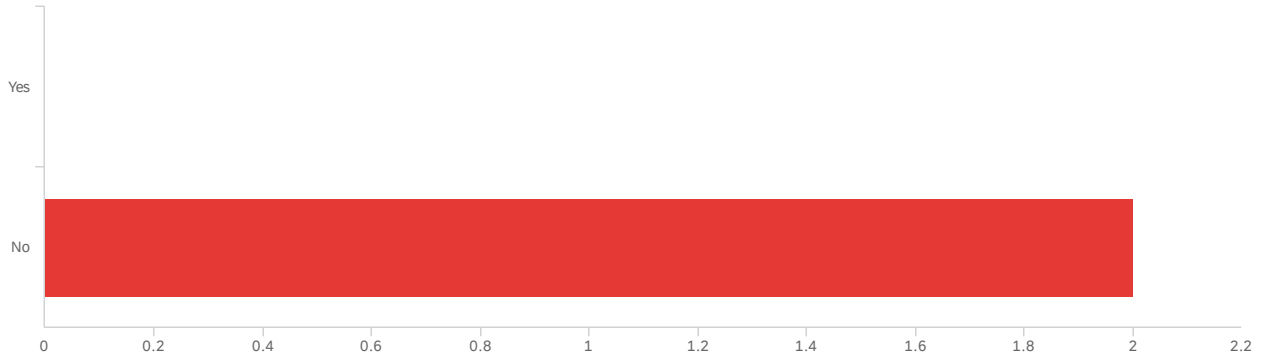


#	Field	Choice Count
1	Yes	23.53% 4
2	No	76.47% 13

17

Showing rows 1 - 3 of 3

Q31 - If you sought graduate/professional school admission (i.e., doctoral degree program), were you admitted? (APR B.5)



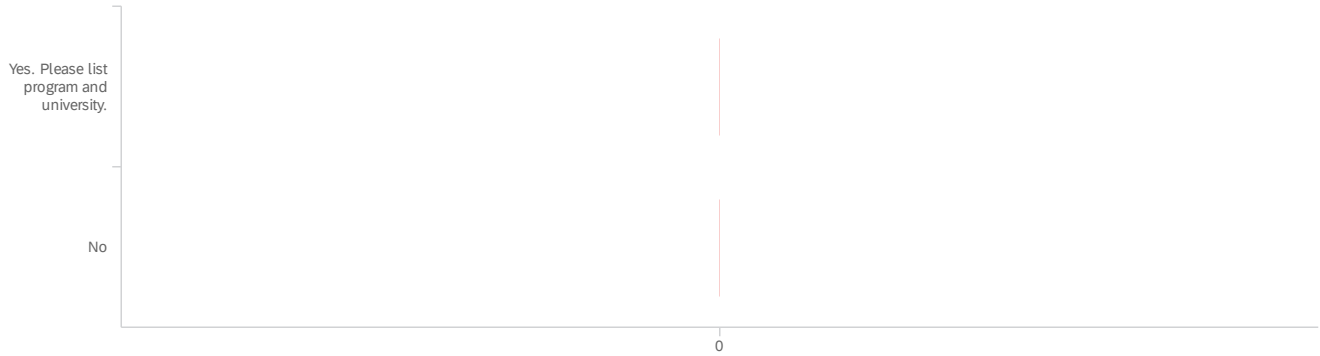
#	Field	Choice Count
1	Yes	0.00% 0
2	No	100.00% 2

2

Showing rows 1 - 3 of 3

Q32 - If you were admitted to graduate/professional school (i.e., doctoral degree

program), are you planning on attending/already enrolled? (APR B.5)



#	Field	Choice Count
1	Yes. Please list program and university.	0.00% 0
2	No	0.00% 0

0

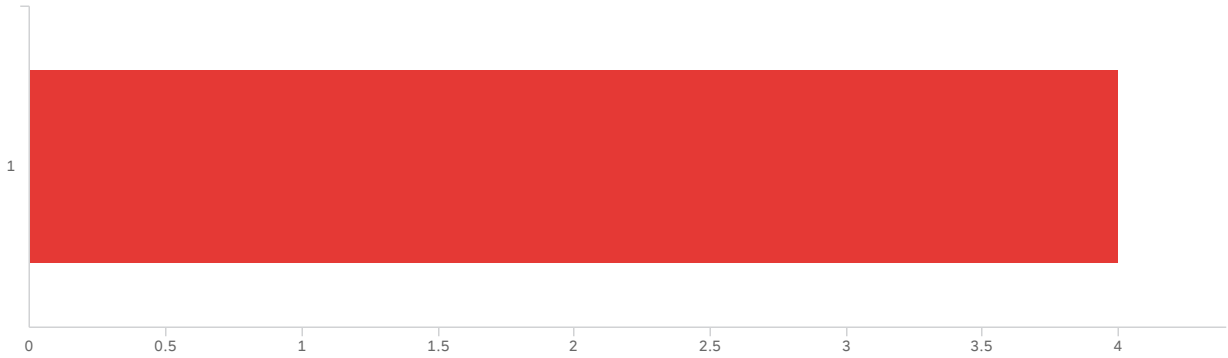
Showing rows 1 - 3 of 3

Yes. Please list program and university.

Yes. Please list program and university.

Q37 - We are interested in your feedback regarding how we can better recruit and attract

underrepresented students to our programs. Please share below.

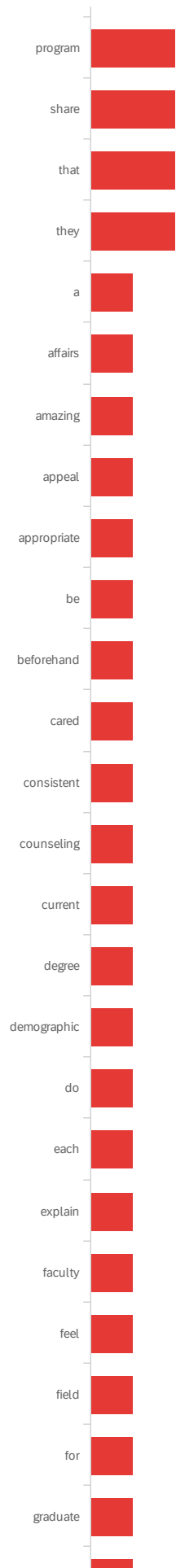


#	Field	Minimum	Maximum	Mean	Std Deviation	Variance	Count
1	We are interested in your feedback regarding how we can better recruit and attract underrepresented students to our programs. Please share below. - Selected Choice	1.00	1.00	1.00	0.00	0.00	4

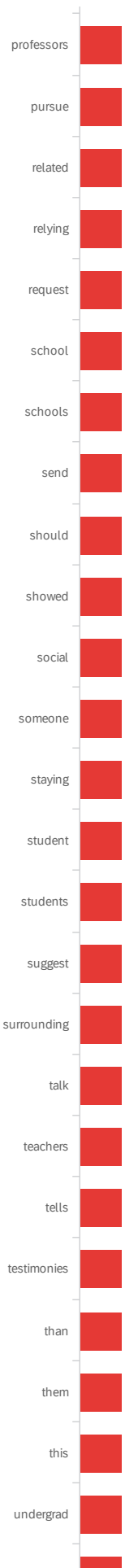
#	Field	Choice Count
1	1	100.00% 4

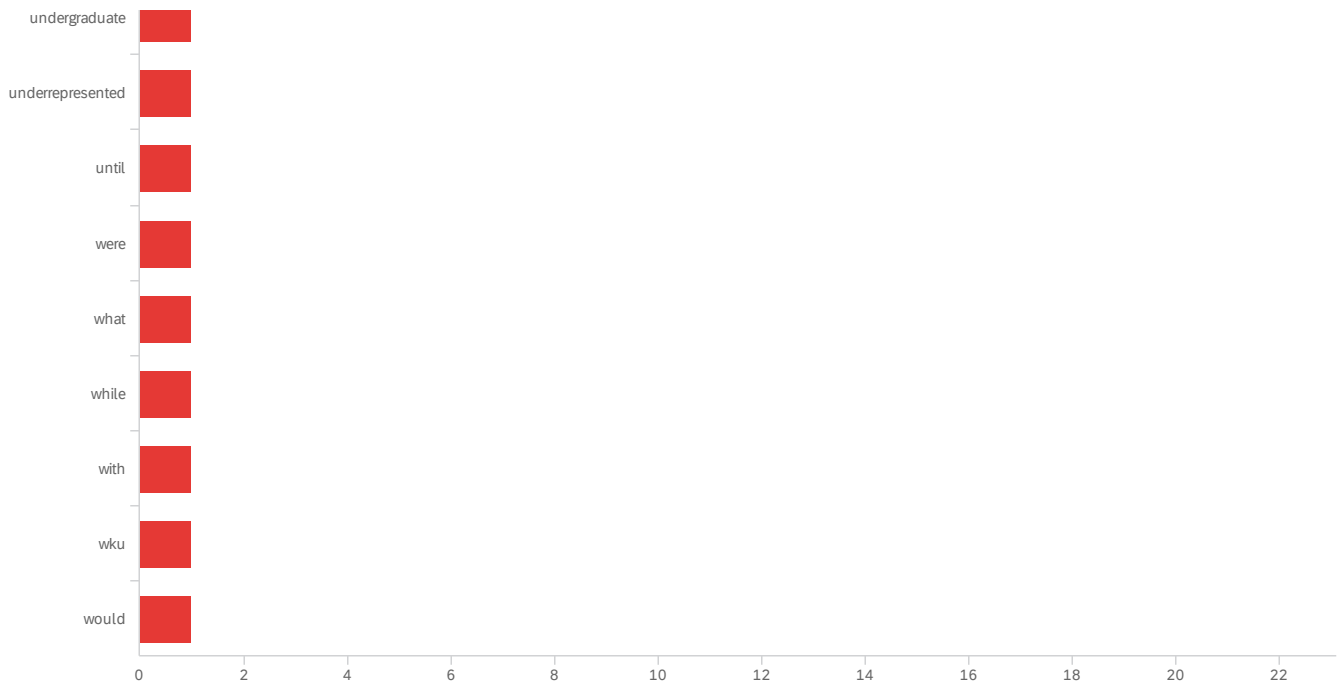
Showing rows 1 - 1 of 1













 Data source misconfigured for this visualization.

#	Field	Choice Count
1	null	16.54% 21
2	in	2.36% 3
3	the	2.36% 3
4	to	2.36% 3
5	about	1.57% 2
6	and	1.57% 2
7	are	1.57% 2
8	not	1.57% 2
9	program	1.57% 2
10	share	1.57% 2
11	that	1.57% 2
12	they	1.57% 2
13	a	0.79% 1

#	Field	Choice Count
affairs	affairs	0.79% 1
amazing	amazing	0.79% 1
appeal	appeal	0.79% 1
appropriate	appropriate	0.79% 1
be	be	0.79% 1
beforehand	beforehand	0.79% 1
cared	cared	0.79% 1
consistent	consistent	0.79% 1
counseling	counseling	0.79% 1
current	current	0.79% 1
degree	degree	0.79% 1
demographic	demographic	0.79% 1
do	do	0.79% 1
each	each	0.79% 1
explain	explain	0.79% 1
faculty	faculty	0.79% 1
feel	feel	0.79% 1
field	field	0.79% 1
for	for	0.79% 1
graduate	graduate	0.79% 1
graduates	graduates	0.79% 1
i	i	0.79% 1
inclusive	inclusive	0.79% 1
individual	individual	0.79% 1
information	information	0.79% 1
is	is	0.79% 1
it	it	0.79% 1
know	know	0.79% 1
level	level	0.79% 1

#	Field	Choice Count
like	like	0.79% 1
maybe	maybe	0.79% 1
media	media	0.79% 1
meet	meet	0.79% 1
members	members	0.79% 1
more	more	0.79% 1
most	most	0.79% 1
my	my	0.79% 1
necessarily	necessarily	0.79% 1
needing	needing	0.79% 1
of	of	0.79% 1
on	on	0.79% 1
other	other	0.79% 1
past	past	0.79% 1
people	people	0.79% 1
permission	permission	0.79% 1
posting	posting	0.79% 1
professors	professors	0.79% 1
pursue	pursue	0.79% 1
related	related	0.79% 1
relying	relying	0.79% 1
request	request	0.79% 1
school	school	0.79% 1
schools	schools	0.79% 1
send	send	0.79% 1
should	should	0.79% 1
showed	showed	0.79% 1
social	social	0.79% 1
someone	someone	0.79% 1

#	Field	Choice Count
staying	staying	0.79% 1
student	student	0.79% 1
students	students	0.79% 1
suggest	suggest	0.79% 1
surrounding	surrounding	0.79% 1
talk	talk	0.79% 1
teachers	teachers	0.79% 1
tells	tells	0.79% 1
testimonies	testimonies	0.79% 1
than	than	0.79% 1
them	them	0.79% 1
this	this	0.79% 1
undergrad	undergrad	0.79% 1
undergraduate	undergraduate	0.79% 1
underrepresented	underrepresented	0.79% 1
until	until	0.79% 1
were	were	0.79% 1
what	what	0.79% 1
while	while	0.79% 1
with	with	0.79% 1
wku	wku	0.79% 1
would	would	0.79% 1

127

Showing rows 1 - 94 of 94

Q33 - Do you have any other comments/suggestions you would like to share to help improve the courses and the Department of Counseling and Student Affairs?

Do you have any other comments/suggestions you would like to share to help...

Try to keep classes in person. I had a semester of the program under my belt before COVID happened. Big difference between in person classes and online classes (synchronous chat or not). Maybe try to bridge the gap between the counseling students and the student affairs students. Sometimes felt like a competition (although it was in no way a competition).

I have thoroughly enjoyed my time within this program and I hope the following cohorts enjoy their time as much as I have. This program changed my life, for the best!

I honestly do not have any suggestions to make the program better. You all address concerns quickly as they come up. I feel prepared as I enter into the working world.

No specific comments or feedback for improvement. I just wanted to convey gratitude for this program and department. I think the program is appropriately challenging and it is evident that the faculty and staff care deeply about student growth. I will always be grateful I stayed at WKU for a degree in counseling! Thank you does not seem like enough!

If there is a way for school counseling students to meet with a faculty supervisor experienced in school counseling, it would be helpful.

End of Report