

Default Report

CNS Student Satisfaction Exit Survey 2022 Spring

August 9, 2022 1:56 PM CDT

Q1 - 1. List your age.

1. List your age.

38

22

38

33

24

25

24

22

24

31

26

24

24

24

28

25

Q2 - 2. List the gender with which you identify.

2. List the gender with which you identify.

female

female

Female

Female

Female

Female

woman

Female

Female

Male

female

Nonbinary

Female

Female

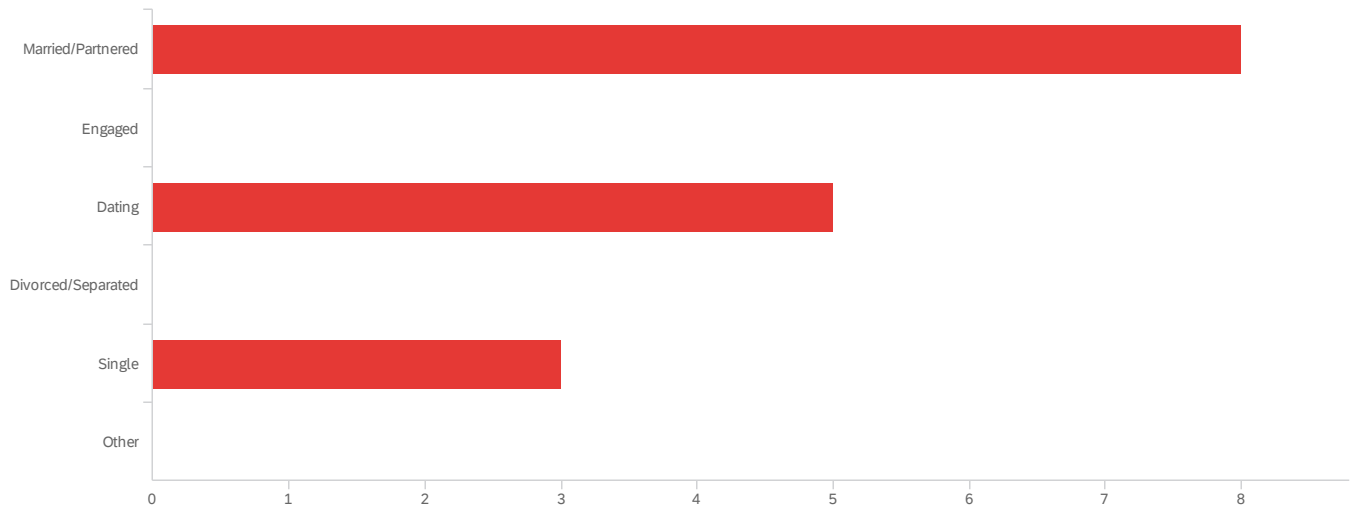
male

Male

Q3 - 3. Select your sexual orientation.

WIDGET_ERROR.ERROR

Q4 - 4. Select your partner status.

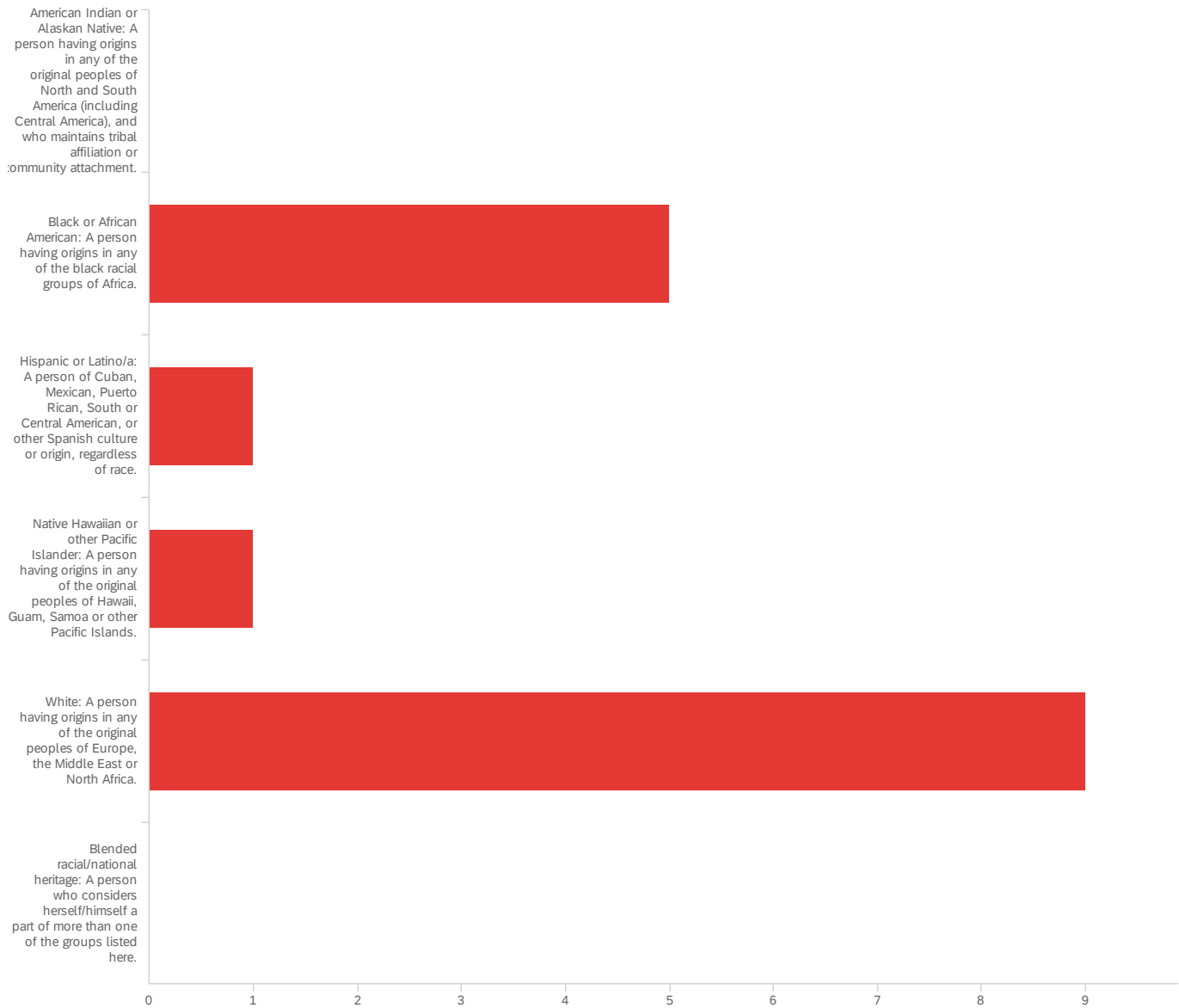


#	Field	Choice Count
1	Married/Partnered	50.00% 8
2	Engaged	0.00% 0
3	Dating	31.25% 5
4	Divorced/Separated	0.00% 0
5	Single	18.75% 3
6	Other	0.00% 0

16

Showing rows 1 - 7 of 7

Q5 - 5. Select your ethnicity/race/national origin (mark one):



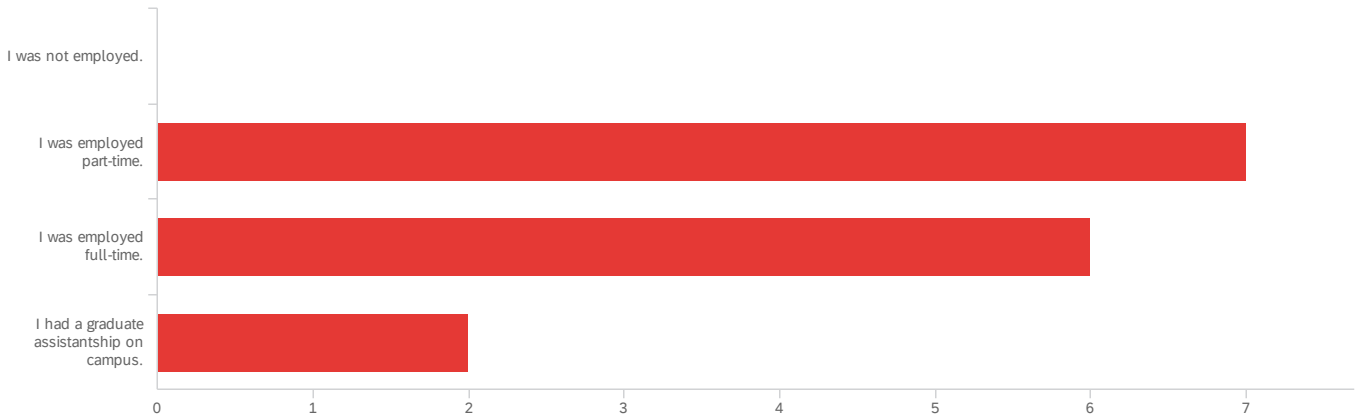
#	Field	Choice Count
1	American Indian or Alaskan Native: A person having origins in any of the original peoples of North and South America (including Central America), and who maintains tribal affiliation or community attachment.	0.00% 0
2	Black or African American: A person having origins in any of the black racial groups of Africa.	31.25% 5
3	Hispanic or Latino/a: A person of Cuban, Mexican, Puerto Rican, South or Central American, or other Spanish culture or origin, regardless of race.	6.25% 1
4	Native Hawaiian or other Pacific Islander: A person having origins in any of the original peoples of Hawaii, Guam, Samoa or other Pacific Islands.	6.25% 1
5	White: A person having origins in any of the original peoples of Europe, the Middle East or North Africa.	56.25% 9

#	Field	Choice Count
7	Blended racial/national heritage: A person who considers herself/himself a part of more than one of the groups listed here.	0.00% 0

16

Showing rows 1 - 7 of 7

Q6 - 6. Choose the most appropriate answer that best represents your employment while you were enrolled as a student.

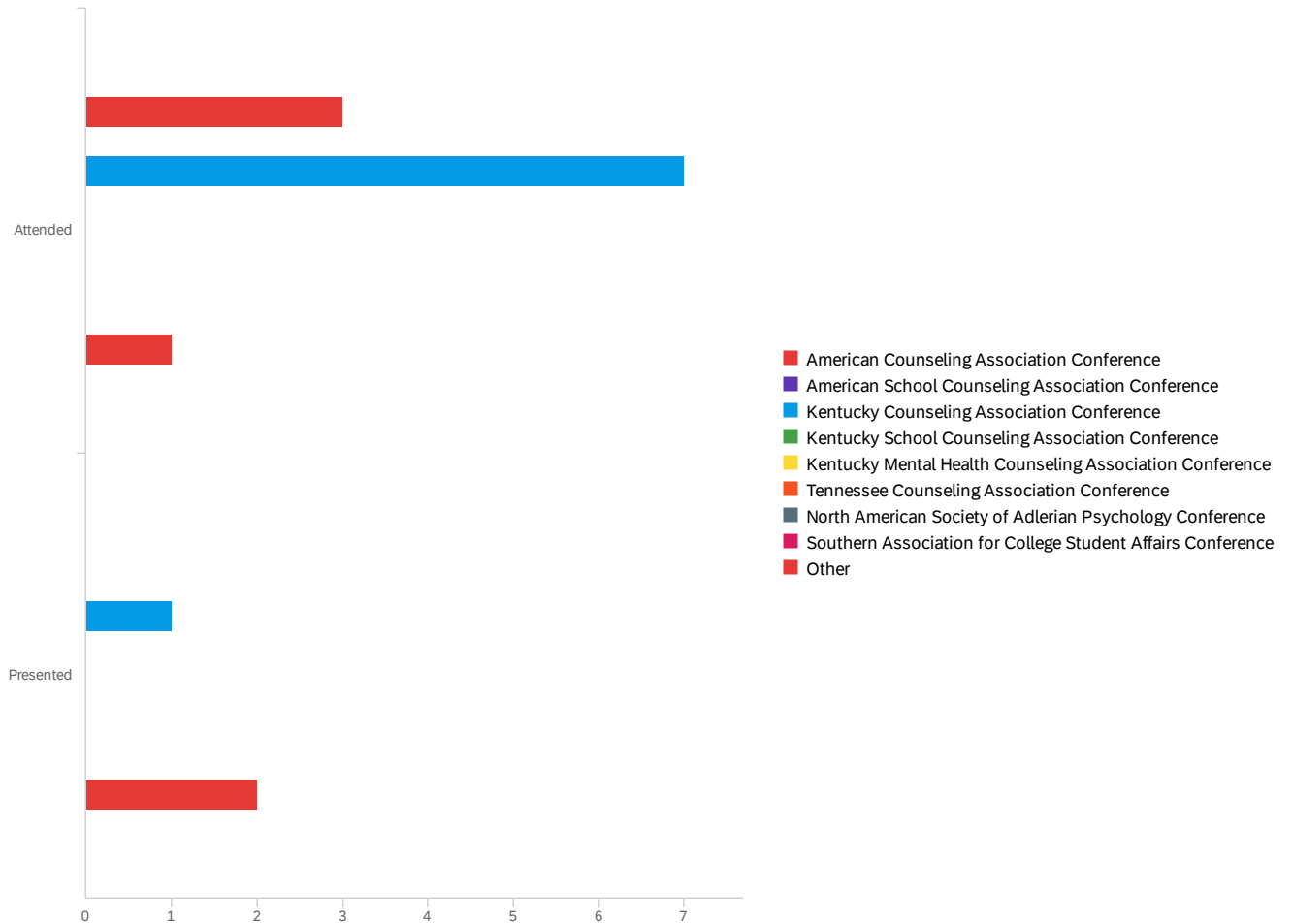


#	Field	Choice Count
1	I was not employed.	0.00% 0
2	I was employed part-time.	46.67% 7
3	I was employed full-time.	40.00% 6
4	I had a graduate assistantship on campus.	13.33% 2

15

Showing rows 1 - 5 of 5

Q40 - Please note whether you attended and presented at any of the following conference while you were a student.



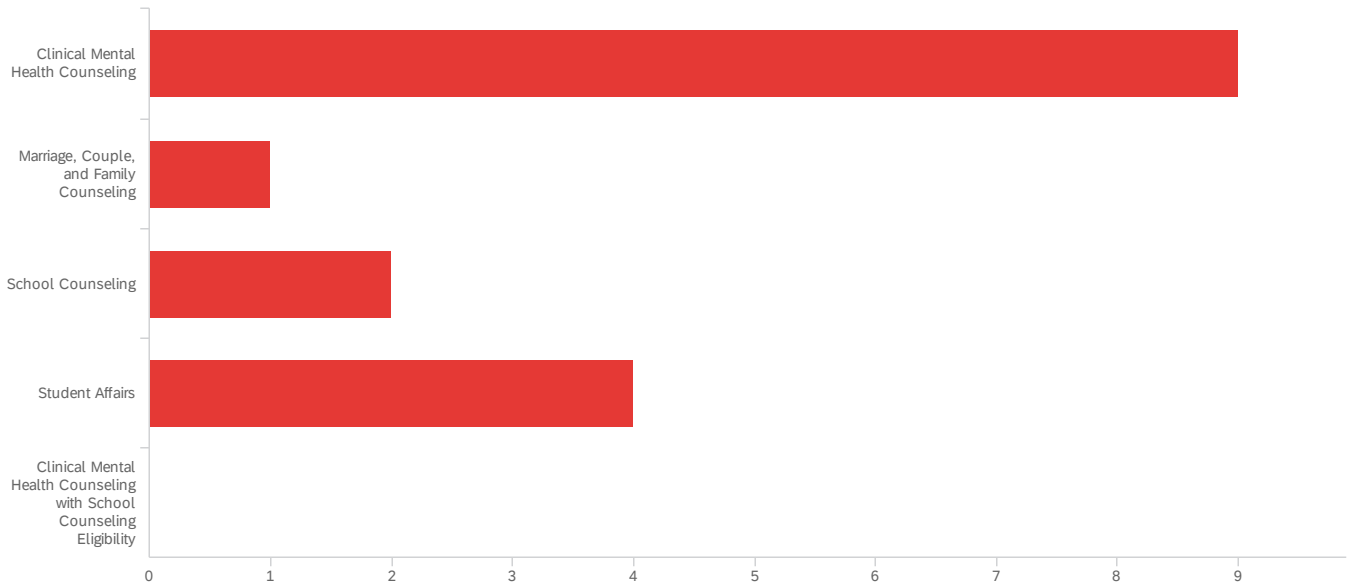
#	Field	Minimum	Maximum	Mean	Std Deviation	Variance	Count
1	American Counseling Association Conference	1.00	1.00	1.00	0.00	0.00	3
2	American School Counseling Association Conference	0.00	0.00	0.00	0.00	0.00	0
3	Kentucky Counseling Association Conference	1.00	2.00	1.13	0.33	0.11	8
4	Kentucky School Counseling Association Conference	0.00	0.00	0.00	0.00	0.00	0
5	Kentucky Mental Health Counseling Association Conference	0.00	0.00	0.00	0.00	0.00	0
6	Tennessee Counseling Association Conference	0.00	0.00	0.00	0.00	0.00	0
7	North American Society of Adlerian Psychology Conference	0.00	0.00	0.00	0.00	0.00	0

#	Field	Minimum	Maximum	Mean	Std Deviation	Variance	Count
8	Southern Association for College Student Affairs Conference	0.00	0.00	0.00	0.00	0.00	0
9	Other	1.00	2.00	1.67	0.47	0.22	3

#	Field	Attended	Presented	Total
1	American Counseling Association Conference	100.00% 3	0.00% 0	3
2	American School Counseling Association Conference	0.00% 0	0.00% 0	0
3	Kentucky Counseling Association Conference	87.50% 7	12.50% 1	8
4	Kentucky School Counseling Association Conference	0.00% 0	0.00% 0	0
5	Kentucky Mental Health Counseling Association Conference	0.00% 0	0.00% 0	0
6	Tennessee Counseling Association Conference	0.00% 0	0.00% 0	0
7	North American Society of Adlerian Psychology Conference	0.00% 0	0.00% 0	0
8	Southern Association for College Student Affairs Conference	0.00% 0	0.00% 0	0
9	Other	33.33% 1	66.67% 2	3

Showing rows 1 - 9 of 9

Q7 - Which program in the Department of Counseling and Student Affairs did you complete?

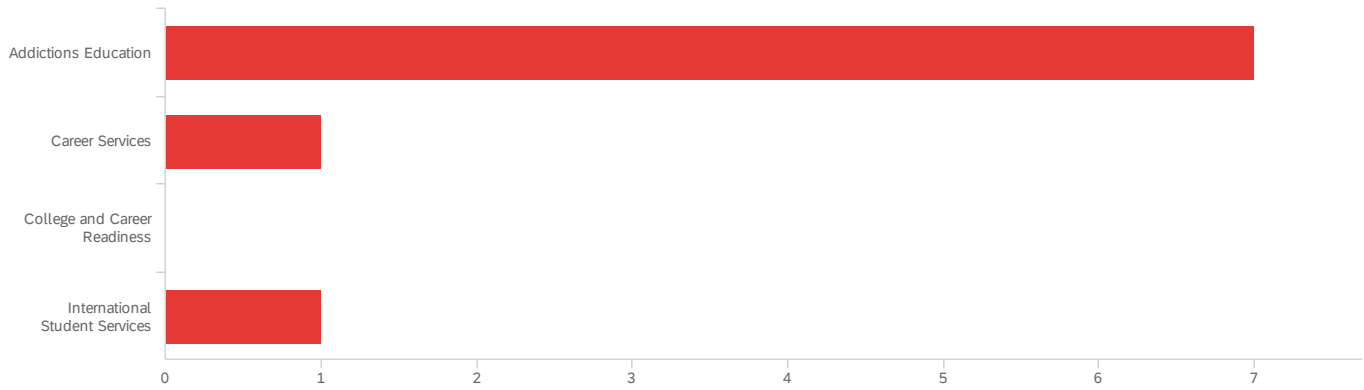


#	Field	Choice Count
1	Clinical Mental Health Counseling	56.25% 9
2	Marriage, Couple, and Family Counseling	6.25% 1
3	School Counseling	12.50% 2
4	Student Affairs	25.00% 4
5	Clinical Mental Health Counseling with School Counseling Eligibility	0.00% 0
		16

Showing rows 1 - 6 of 6

Q8 - Did you complete any of the Department's Graduate Certificate Programs? Please

check all that apply:



#	Field	Choice Count
1	Addictions Education	77.78% 7
2	Career Services	11.11% 1
3	College and Career Readiness	0.00% 0
4	International Student Services	11.11% 1

9

Showing rows 1 - 5 of 5

Q9 - When did you or do you expect to graduate?

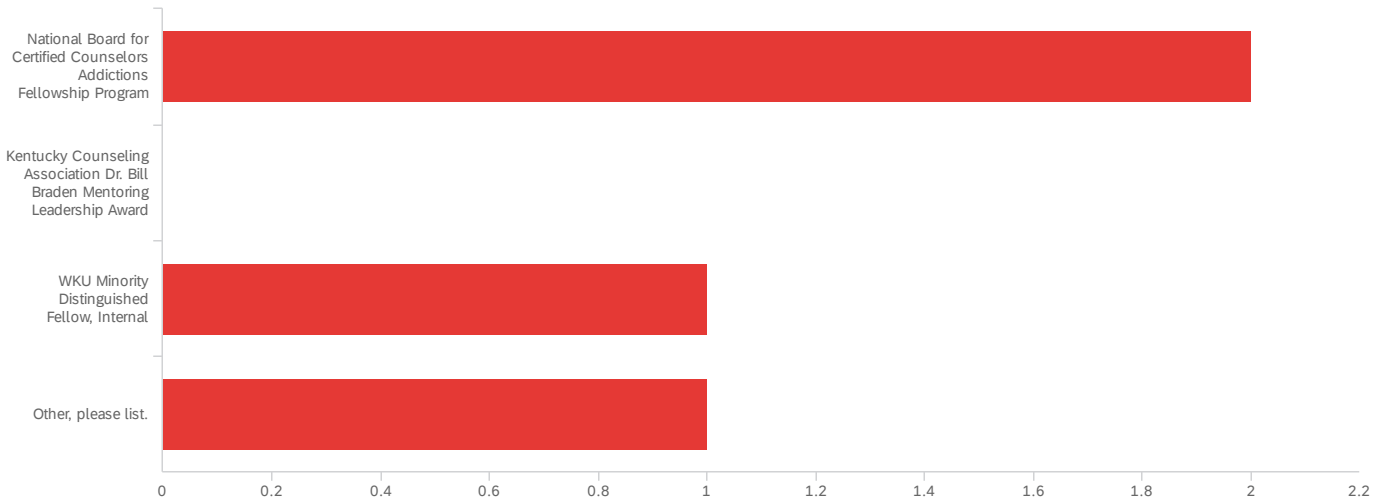
#	Field	Choice Count
1	2017	0.00% 0
5	2018	0.00% 0
9	2019	0.00% 0
13	2020	0.00% 0
17	2021	0.00% 0
21	2022	100.00% 14
25	2023	0.00% 0
29	2024	0.00% 0
33	2025	0.00% 0
		14

Showing rows 1 - 10 of 10

#	Field	Choice Count
1	Spring, May	100.00% 14
2	Fall, December	0.00% 0
3	Summer, August	0.00% 0
		14

Showing rows 1 - 4 of 4

Q10 - Please check any scholarship awards you received while you were a graduate student?



#	Field	Choice Count
1	National Board for Certified Counselors Addictions Fellowship Program	50.00% 2
2	Kentucky Counseling Association Dr. Bill Braden Mentoring Leadership Award	0.00% 0
3	WKU Minority Distinguished Fellow, Internal	25.00% 1
4	Other, please list.	25.00% 1

4

Showing rows 1 - 5 of 5

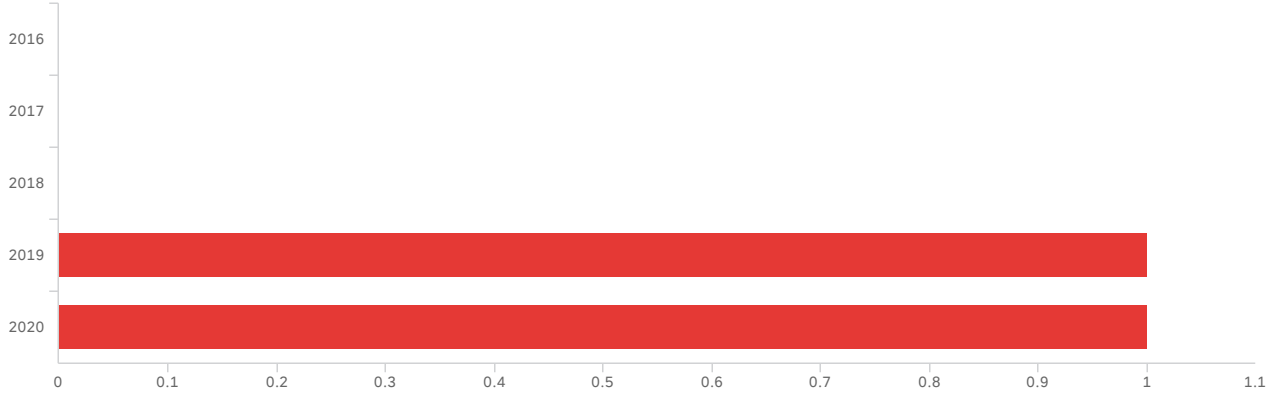
Other, please list.

Other, please list.

Service One Credit Union Scholarship

Q11 - If you received a scholarship award while you were a graduate student here, in

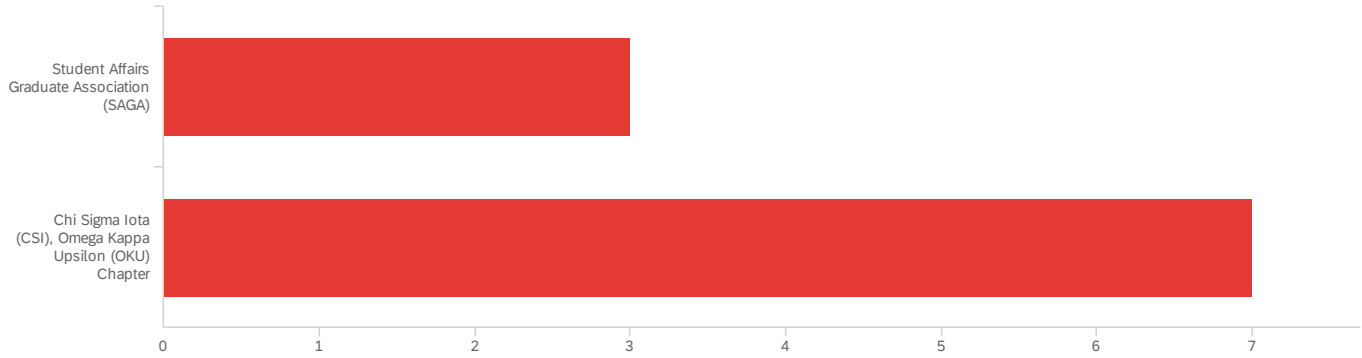
what year(s) did you receive the award?



#	Field	Choice Count
2	2016	0.00% 0
3	2017	0.00% 0
4	2018	0.00% 0
5	2019	50.00% 1
6	2020	50.00% 1
		2

Showing rows 1 - 6 of 6

Q12 - Please check if you were a member of these student organizations while you were a student.

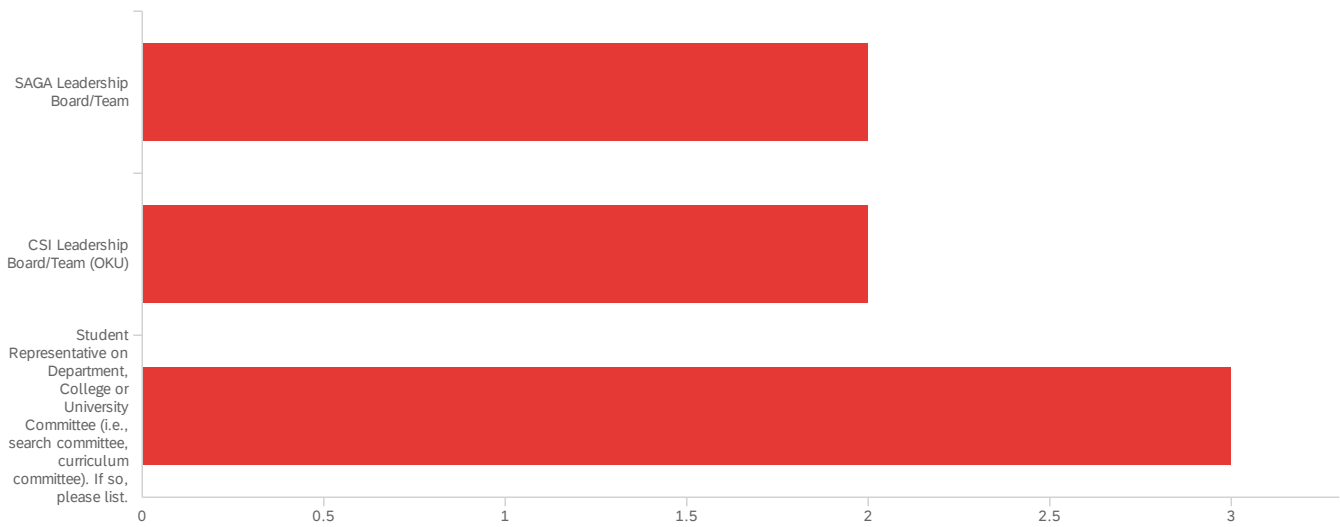


#	Field	Choice Count
1	Student Affairs Graduate Association (SAGA)	30.00% 3
2	Chi Sigma Iota (CSI), Omega Kappa Upsilon (OKU) Chapter	70.00% 7

10

Showing rows 1 - 3 of 3

Q13 - While you were a graduate student, were you involved in any leadership roles?



#	Field	Choice Count
1	SAGA Leadership Board/Team	28.57% 2
2	CSI Leadership Board/Team (OKU)	28.57% 2
3	Student Representative on Department, College or University Committee (i.e., search committee, curriculum committee). If so, please list.	42.86% 3
		7

Showing rows 1 - 4 of 4

Student Representative on Department, College or University Committee (i.e....

Student Representative on Department, College or University Committee (i.e....

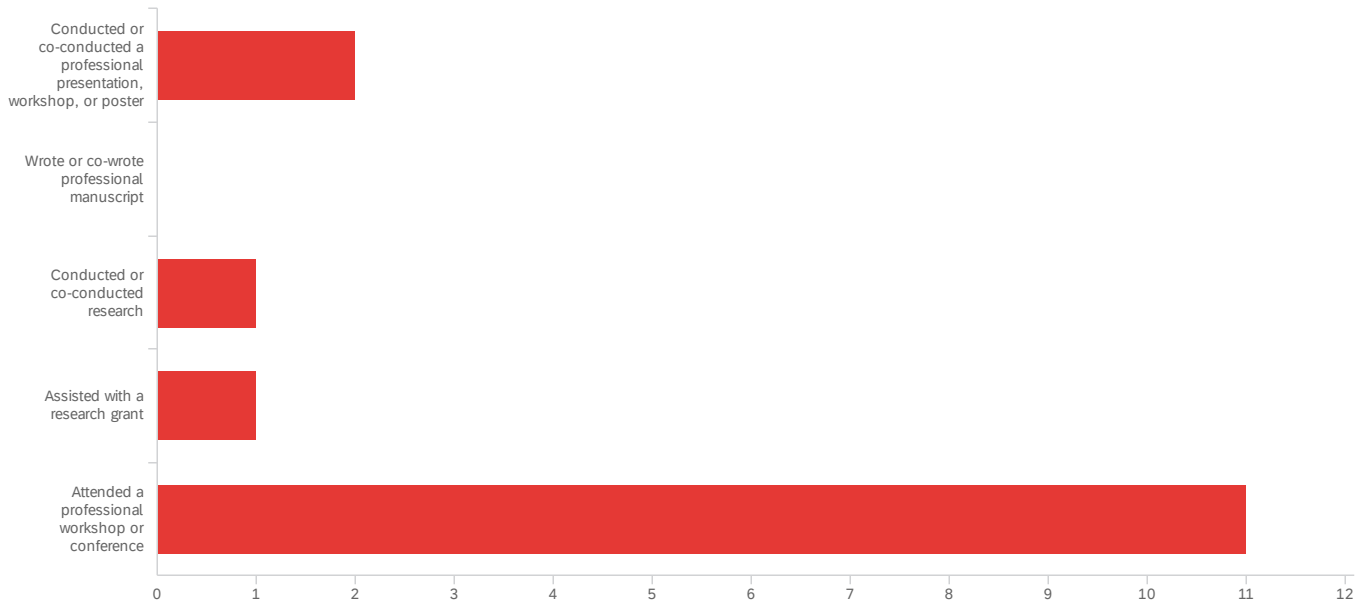
Search Committee, Graduate Council, Graduate Council Research Grant Committee, REACH Week Committee

Student Publications Selection Committee

Graduate Institute Committee

Q14 - Please check any of the following professional activities that you were involved in while a graduate student in the Department of Counseling and Student Affairs (CACREP

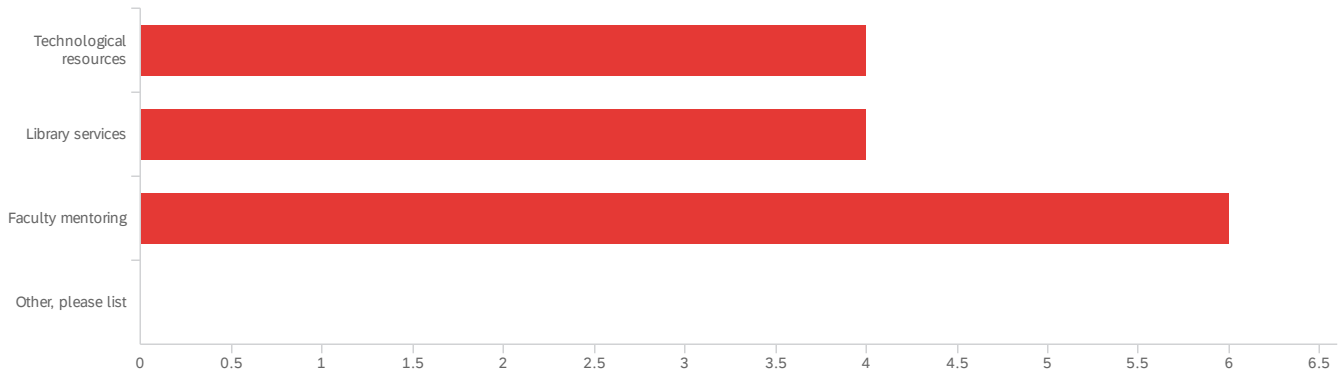
Section 3.D):



#	Field	Choice Count
1	Conducted or co-conducted a professional presentation, workshop, or poster	13.33% 2
2	Wrote or co-wrote professional manuscript	0.00% 0
3	Conducted or co-conducted research	6.67% 1
4	Assisted with a research grant	6.67% 1
5	Attended a professional workshop or conference	73.33% 11
		15

Showing rows 1 - 6 of 6

Q15 - What resources did you take advantage of while you were a graduate student in the Department of Counseling and Student Affairs (CACREP Section 3.D):



#	Field	Choice Count
1	Technological resources	28.57% 4
2	Library services	28.57% 4
3	Faculty mentoring	42.86% 6
4	Other, please list	0.00% 0

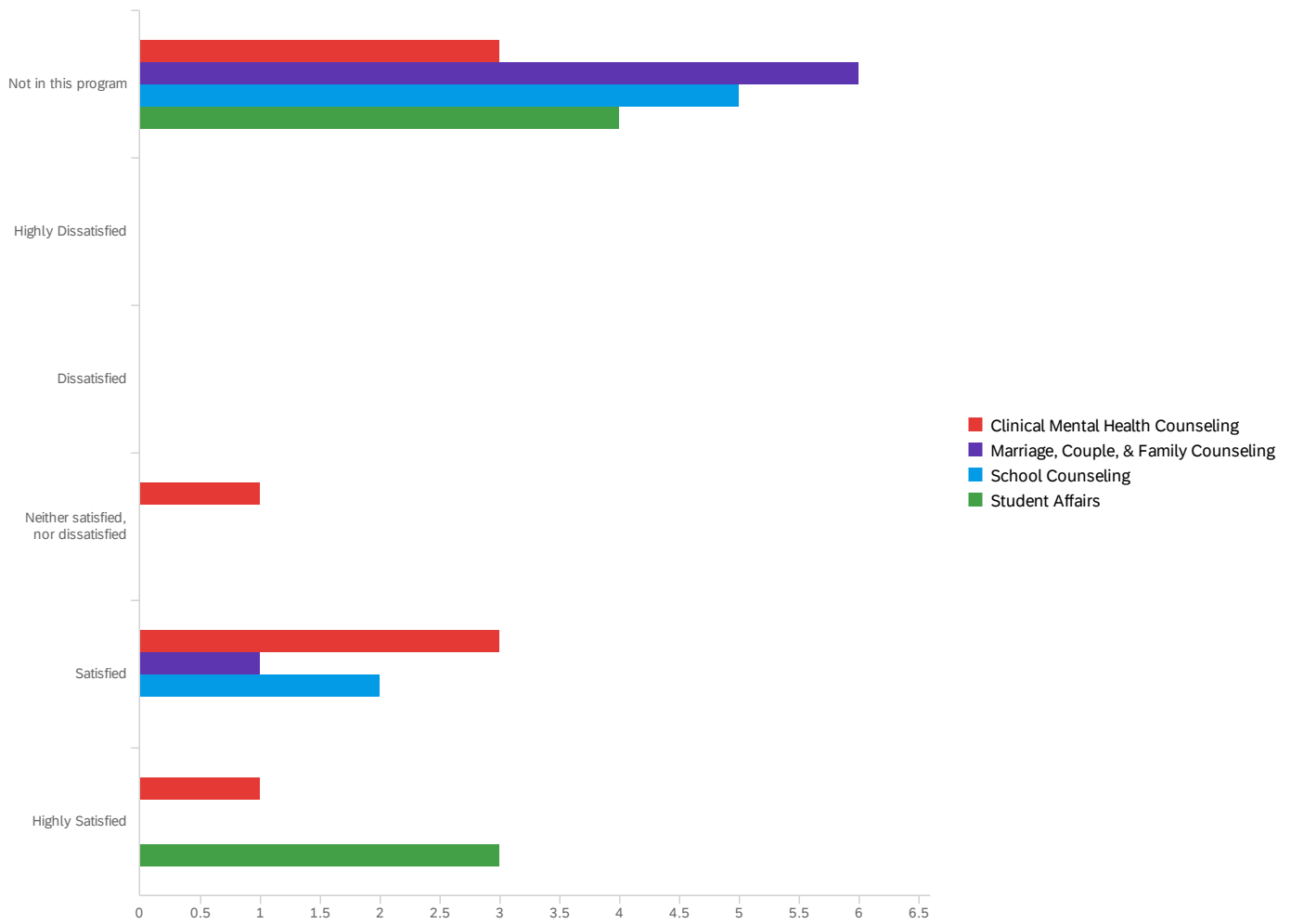
14

Showing rows 1 - 5 of 5

Other, please list

Other, please list

Q16 - Please rate your satisfaction with the program you graduated from. (APR B.4b)



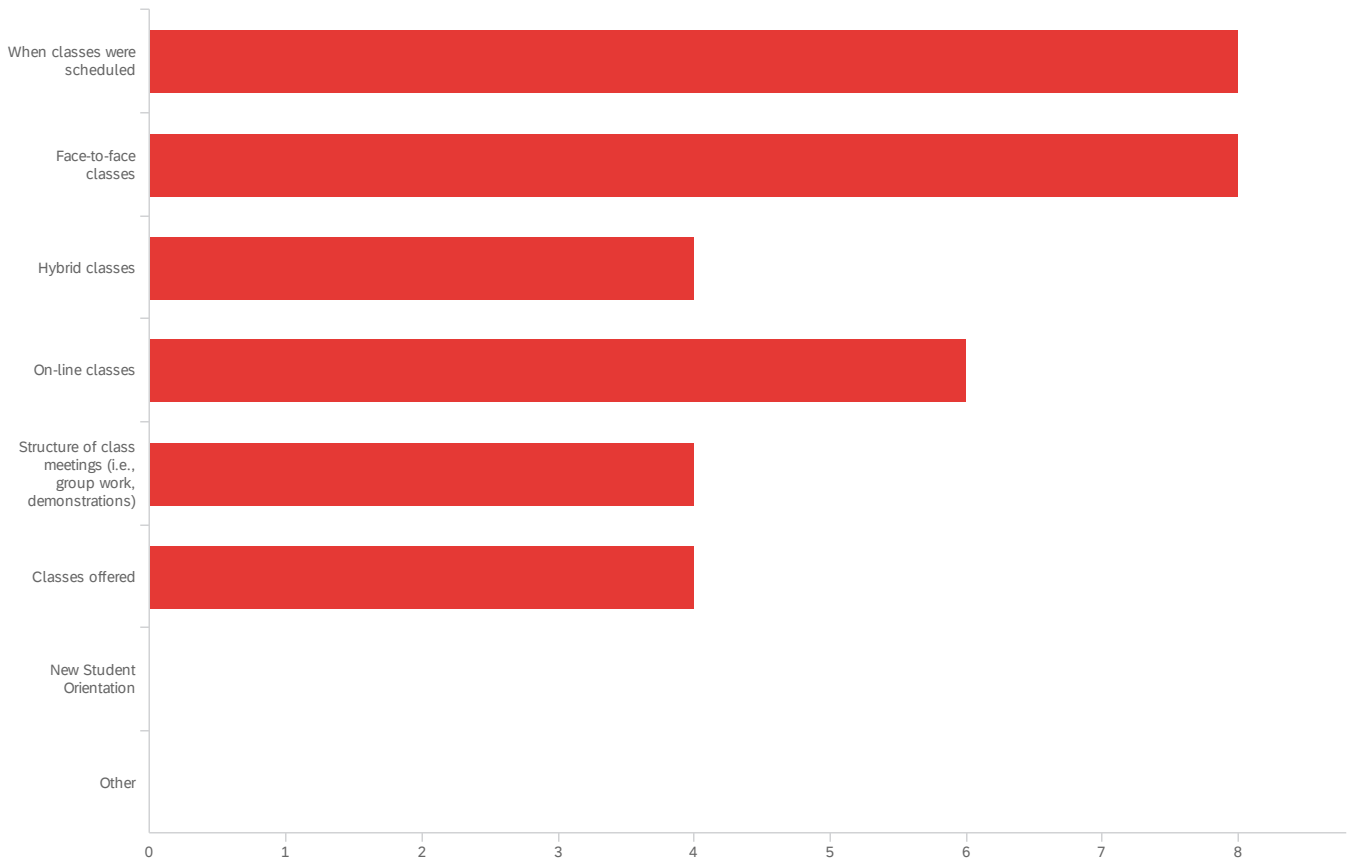
#	Field	Not in this program	Highly Dissatisfied	Dissatisfied	Neither satisfied, nor dissatisfied	Satisfied	Highly Satisfied	Total
1	Clinical Mental Health Counseling	37.50% 3	0.00% 0	0.00% 0	12.50% 1	37.50% 3	12.50% 1	8
2	Marriage, Couple, & Family Counseling	85.71% 6	0.00% 0	0.00% 0	0.00% 0	14.29% 1	0.00% 0	7
3	School Counseling	71.43% 5	0.00% 0	0.00% 0	0.00% 0	28.57% 2	0.00% 0	7
4	Student Affairs	57.14% 4	0.00% 0	0.00% 0	0.00% 0	0.00% 0	42.86% 3	7

Showing rows 1 - 4 of 4

Q17 - The Department of Counseling and Student Affairs is committed to providing quality programs and maintaining highly satisfied students and graduates. (APR E.1)

Please check any of the following that you experienced as strengths of the program:

Curriculum and Programming Please insert comments next to any of the strengths.



#	Field	Choice Count
1	When classes were scheduled	23.53% 8
2	Face-to-face classes	23.53% 8
3	Hybrid classes	11.76% 4
4	On-line classes	17.65% 6
5	Structure of class meetings (i.e., group work, demonstrations)	11.76% 4
6	Classes offered	11.76% 4
7	New Student Orientation	0.00% 0

#	Field	Choice Count
8	Other	0.00% 0

34

Showing rows 1 - 9 of 9

When classes were scheduled

When classes were scheduled

Thursday block for Student Affairs was nice because it freed up evenings the rest of the week for work or personal time

Easy scheduling online.

love that there are no morning classes

Classes that were scheduled mid day made it hard for me to work on those day which impacted income

I appreciated the flexibility that allowed me to attend classes.

Face-to-face classes

Face-to-face classes

Also could be a weakness of the program. Many master programs are online making it more convenient for those who work, have a family, etc.

This was the preferred method for me, but I appreciated having the other options

face to face classes were much better than online

Love face to face classes! Hopefully in the years to come more classes will be offered face to face

The face-to-face classes were the strength of the program. Getting around other counseling students and being around our professors helped tremendously.

Hybrid classes

Hybrid classes

Appreciated having this as an option for evenings I was sick or couldn't be there in person

Having some sort of interaction with classmates salvaged several classes. Learning online frequently becomes an isolating experience. Hopping on a zoom was surprisingly helpful.

On-line classes

On-line classes

The completely online classes were nice over the summer for travel and internships. During the semester they were helpful because they freed up evenings for work in student affairs

Preferred for me!

Online classes were harder for me to learn. I also struggle with having to stare at a computer screen for that long.

Structure of class meetings (i.e., group work, demonstrations)

Structure of class meetings (i.e., group work, demonstrations)

Group work allowed me to get to know my peers and network more easily

Loved the group work

Classes offered

Classes offered

All of the classes felt applicable to the work were doing in the field

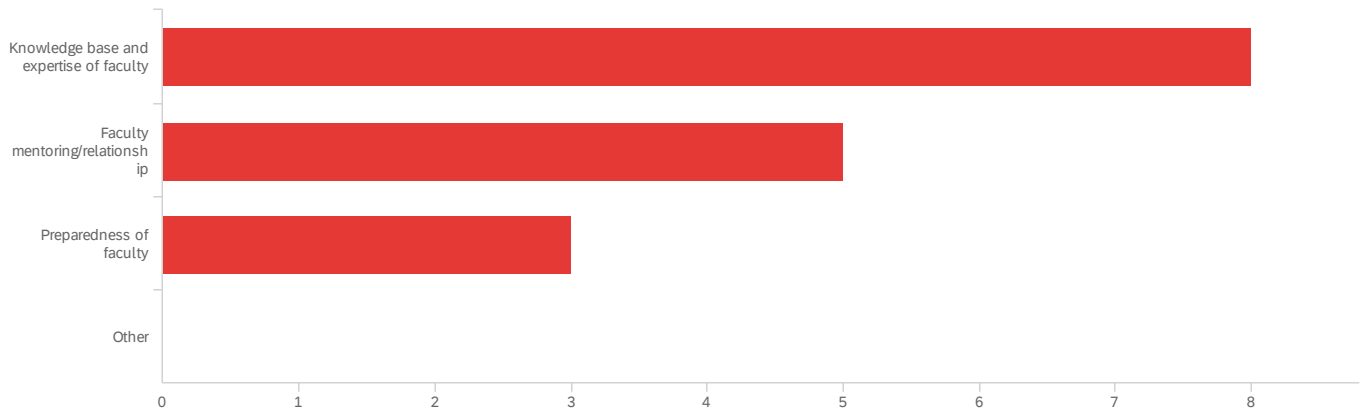
New Student Orientation

New Student Orientation

Q18 - The Department of Counseling and Student Affairs is committed to providing quality programs and maintaining highly satisfied students and graduates. (APR E.1)

Please check any of the following that you experienced as strengths of the program:

Faculty Please insert comments next to any of the strengths.



#	Field	Choice Count
1	Knowledge base and expertise of faculty	50.00% 8
2	Faculty mentoring/relationship	31.25% 5
3	Preparedness of faculty	18.75% 3
4	Other	0.00% 0

16

Showing rows 1 - 5 of 5

Knowledge base and expertise of faculty

Knowledge base and expertise of faculty

the faculty was very knowledgeable and helpful

Faculty mentoring/relationship

Faculty mentoring/relationship

Faculty mentoring/relationship

My professors really seemed to care about me.

Dr. Dye and Dr. Pence were wonder mentors during my time with the program.

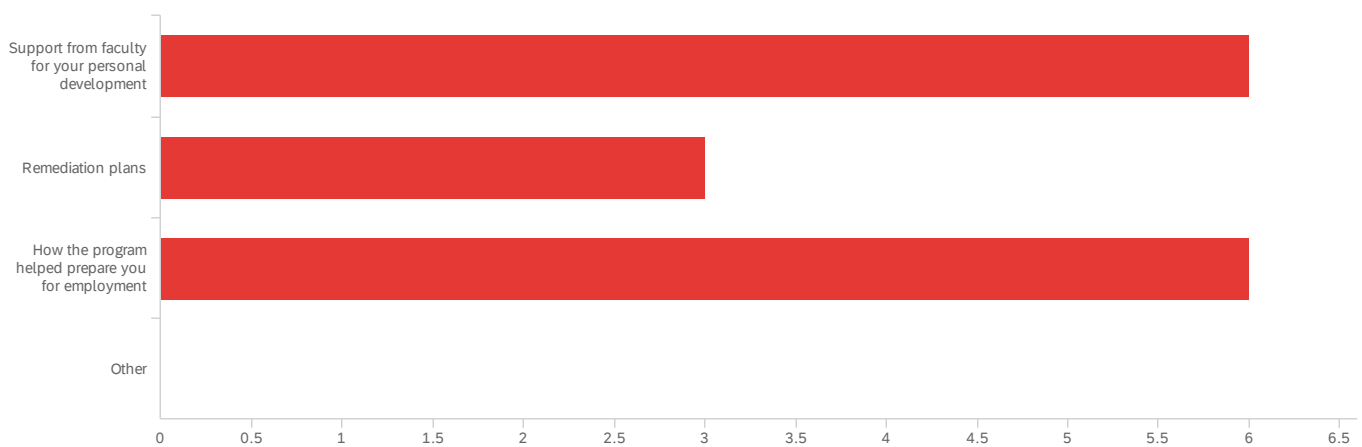
Preparedness of faculty

Preparedness of faculty

Q19 - The Department of Counseling and Student Affairs is committed to providing quality programs and maintaining highly satisfied students and graduates. (APR E.1)

Please check any of the following that you experienced as strengths of the program:

Personal and Professional Development Please insert comments next to any of the strengths.



#	Field	Choice Count
1	Support from faculty for your personal development	40.00% 6
2	Remediation plans	20.00% 3
3	How the program helped prepare you for employment	40.00% 6
4	Other	0.00% 0

15

Showing rows 1 - 5 of 5

Support from faculty for your personal development

Support from faculty for your personal development

I felt that all of the professors I had were invested in my success. I appreciate the relationships I built with faculty in the program

Remediation plans

Remediation plans

When I had issues with an internship site, Dr. Burke worked with me on a plan that worked better for me

How the program helped prepare you for employment

How the program helped prepare you for employment

Everything we did/discussed in class felt applicable to the field in some capacity

the program and faculty have prepared me for my future. they've done an amazing job through tough times of the pandemic.

The program helped me identify the kind of school counseling position that I wanted.



This page of the report did not export correctly.

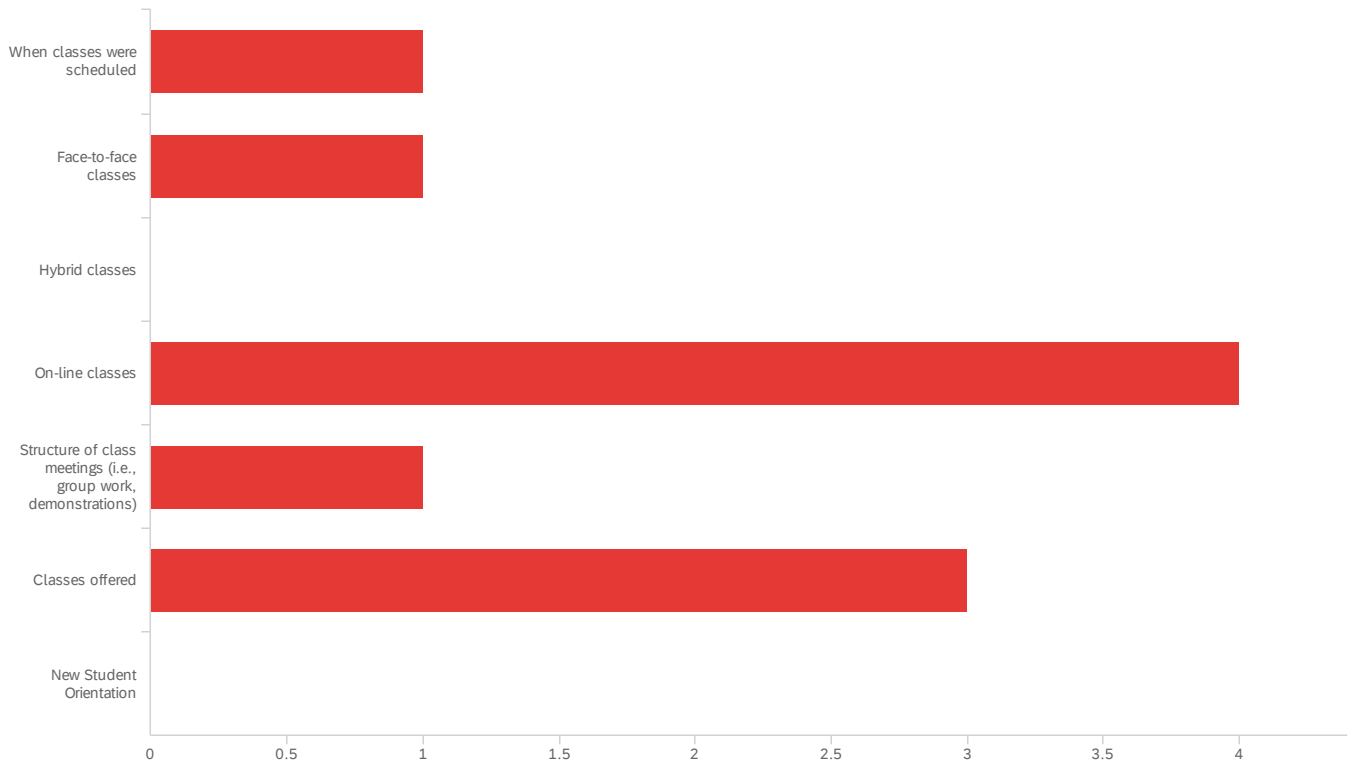
Please export this report again. If the problem persists, contact Qualtrics Support.

<https://www.qualtrics.com/support-center/>

Q21 - The Department of Counseling and Student Affairs is committed to providing quality programs and maintaining highly satisfied students and graduates. (APR E.1)

Please check any of the following that you experienced as weaknesses of the program:

Curriculum and Programming Please insert comments next to any of the weaknesses.



#	Field	Choice Count
1	When classes were scheduled	10.00% 1
2	Face-to-face classes	10.00% 1
3	Hybrid classes	0.00% 0
4	On-line classes	40.00% 4
5	Structure of class meetings (i.e., group work, demonstrations)	10.00% 1
6	Classes offered	30.00% 3
7	New Student Orientation	0.00% 0
		10

When classes were scheduled

When classes were scheduled

Face-to-face classes

Face-to-face classes

Hybrid classes

Hybrid classes

On-line classes

On-line classes

Need more online classes available for those who work full time or have other circumstances. Not zoom or hybrid, but fully online.

i don't feel i learned much from online classes

The on-line classes that only consisted of readings and discussion posts were a drag.

Structure of class meetings (i.e., group work, demonstrations)

Structure of class meetings (i.e., group work, demonstrations)

Group projects are never fun for me personally.

Classes offered

Classes offered

Hardly any summer classes available for school counseling. Majority (not all) of those who obtain a Master's in School Counseling are already teachers, thus, making summer classes ideal for schedules.

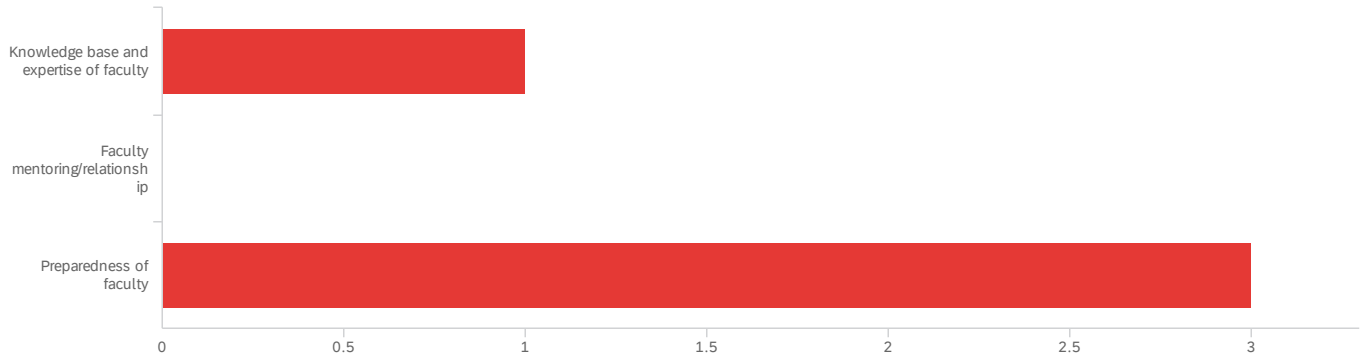
New Student Orientation

New Student Orientation

Q22 - The Department of Counseling and Student Affairs is committed to providing quality programs and maintaining highly satisfied students and graduates. (APR E.1)

Please check any of the following that you experienced as weaknesses of the program:

Faculty Please insert comments next to any of the weaknesses.



#	Field	Choice Count
1	Knowledge base and expertise of faculty	25.00% 1
2	Faculty mentoring/relationship	0.00% 0
3	Preparedness of faculty	75.00% 3
		4

Showing rows 1 - 4 of 4

Knowledge base and expertise of faculty

Knowledge base and expertise of faculty

Faculty mentoring/relationship

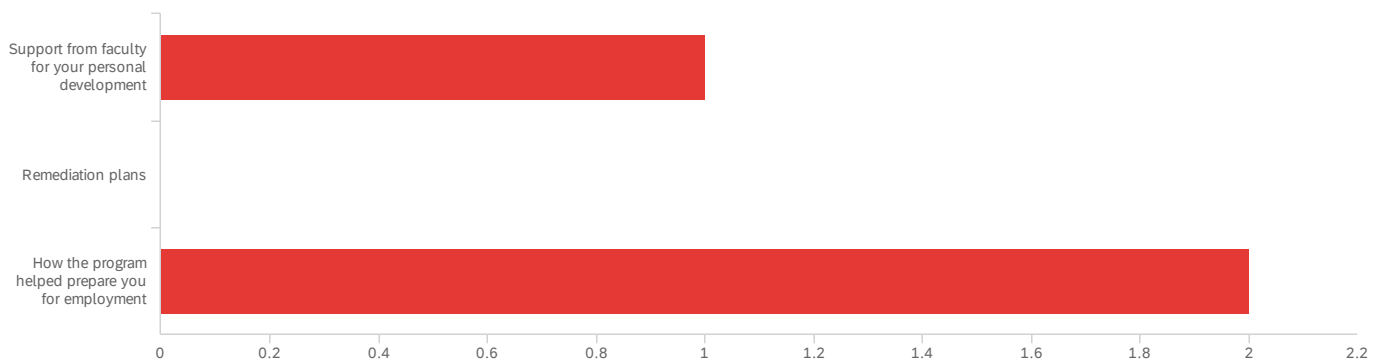
Faculty mentoring/relationship

Preparedness of faculty

Q23 - The Department of Counseling and Student Affairs is committed to providing quality programs and maintaining highly satisfied students and graduates. (APR E.1)

Please check any of the following that you experienced as weaknesses of the program:

Personal and Professional Development Please insert comments next to any of the weaknesses.



#	Field	Choice Count
1	Support from faculty for your personal development	33.33% 1
2	Remediation plans	0.00% 0
3	How the program helped prepare you for employment	66.67% 2
		3

Showing rows 1 - 4 of 4

Support from faculty for your personal development

Support from faculty for your personal development

Remediation plans

Remediation plans

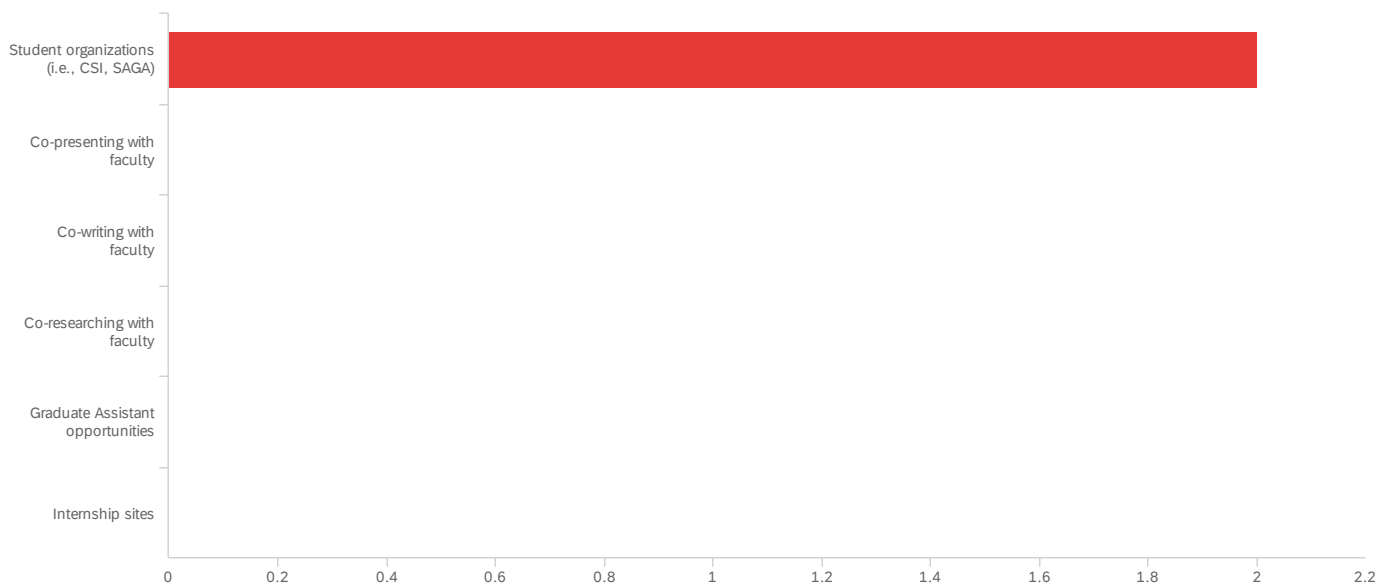
How the program helped prepare you for employment

How the program helped prepare you for employment

Q24 - The Department of Counseling and Student Affairs is committed to providing quality programs and maintaining highly satisfied students and graduates. (APR E.1)

Please check any of the following that you experienced as weaknesses of the program:

Professional Development Opportunities Please insert comments next to any of the weaknesses.



#	Field	Choice Count
1	Student organizations (i.e., CSI, SAGA)	100.00% 2
2	Co-presenting with faculty	0.00% 0
3	Co-writing with faculty	0.00% 0
4	Co-researching with faculty	0.00% 0
5	Graduate Assistant opportunities	0.00% 0
6	Internship sites	0.00% 0

Student organizations (i.e., CSI, SAGA)

Student organizations (i.e., CSI, SAGA)

Co-presenting with faculty

Co-presenting with faculty

Co-writing with faculty

Co-writing with faculty

Co-researching with faculty

Co-researching with faculty

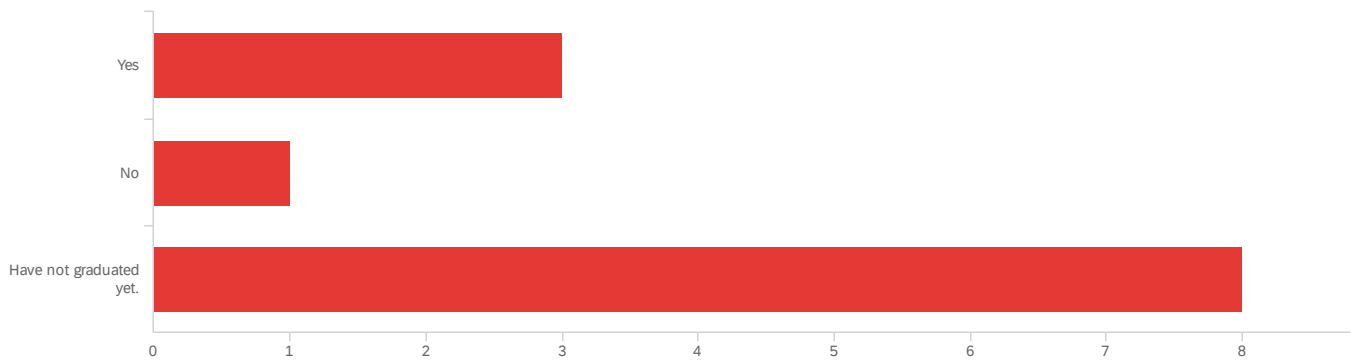
Graduate Assistant opportunities

Graduate Assistant opportunities

Internship sites

Internship sites

Q25 - Have you sought employment since graduating? (APR B.5.)

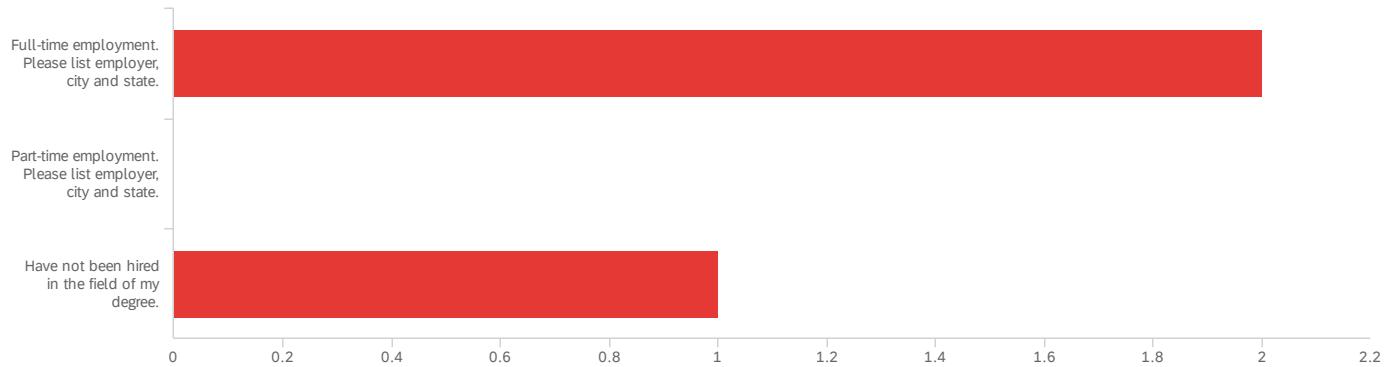


#	Field	Choice	Count
1	Yes	25.00%	3
2	No	8.33%	1
3	Have not graduated yet.	66.67%	8
			12

Showing rows 1 - 4 of 4

Q26 - Have you gained employment in the field of your degree program? (APR B.5)

Please choose the most appropriate response.



#	Field	Choice Count
1	Full-time employment. Please list employer, city and state.	66.67% 2
2	Part-time employment. Please list employer, city and state.	0.00% 0
3	Have not been hired in the field of my degree.	33.33% 1
		3

Showing rows 1 - 4 of 4

Full-time employment. Please list employer, city and state.

Full-time employment. Please list employer, city and state.

WKU Bowling Green, KY

Bowling Green High School, Bowling Green, Kentucky

Part-time employment. Please list employer, city and state.

Part-time employment. Please list employer, city and state.

Q27 - If you gained employment, please describe the setting of your employer.

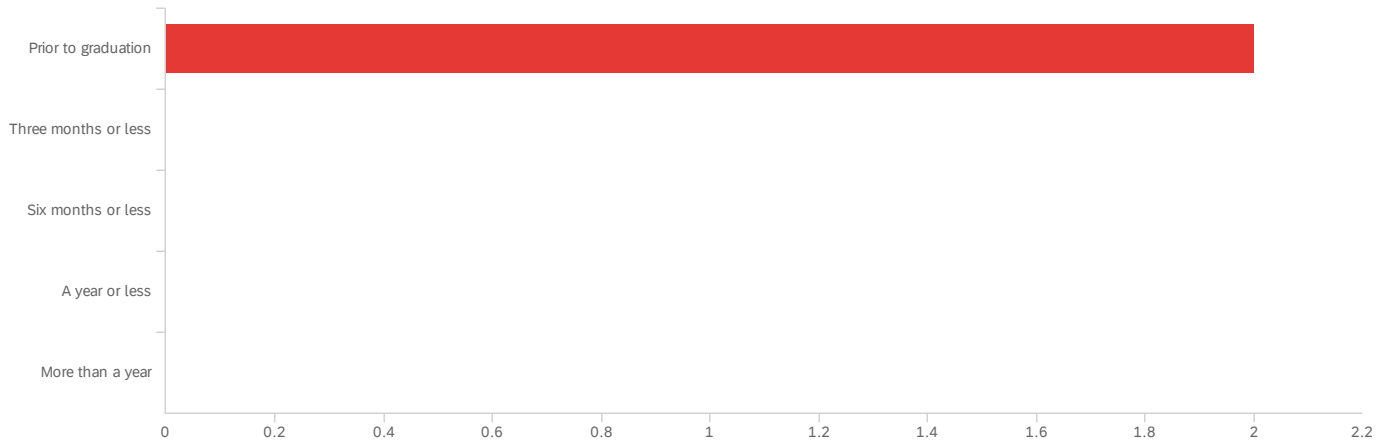


#	Field	Choice Count
1	College or University	50.00% 1
2	Community mental health agency	0.00% 0
3	Crisis Unit	0.00% 0
4	Hospital	0.00% 0
5	Private mental health agency	0.00% 0
6	K-8 School	0.00% 0
7	High School	50.00% 1
8	Student Affairs. Please describe specific role or position.	0.00% 0
9	Other	0.00% 0
		2

Student Affairs. Please describe specific role or position.

Student Affairs. Please describe specific role or position.

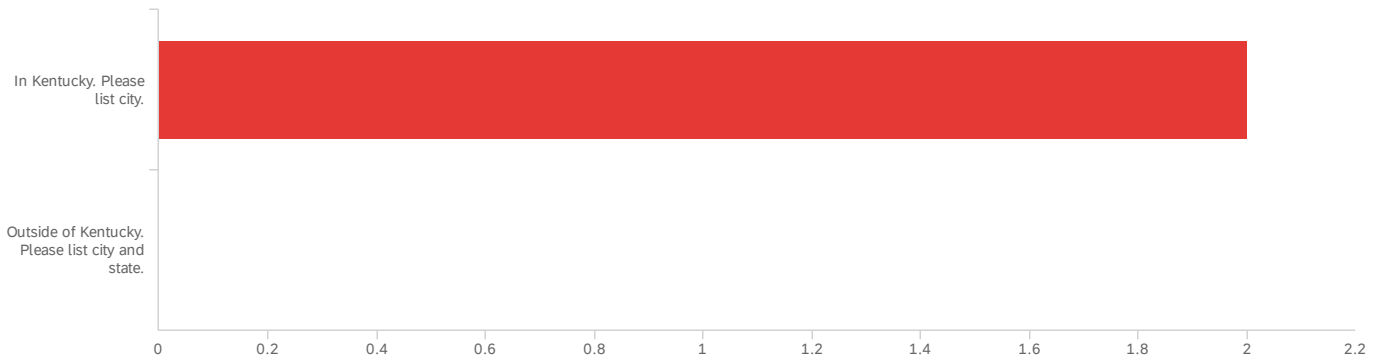
Q28 - If you gained employment in your respective field, how long after you graduated were you employed?



#	Field	Choice Count
1	Prior to graduation	100.00% 2
2	Three months or less	0.00% 0
3	Six months or less	0.00% 0
4	A year or less	0.00% 0
5	More than a year	0.00% 0
		2

Showing rows 1 - 6 of 6

Q29 - If you gained employment, where did you secure employment? (APR B.5)



#	Field	Choice Count
1	In Kentucky. Please list city.	100.00% 2
2	Outside of Kentucky. Please list city and state.	0.00% 0

2

Showing rows 1 - 3 of 3

In Kentucky. Please list city.

In Kentucky. Please list city.

Bowling Green

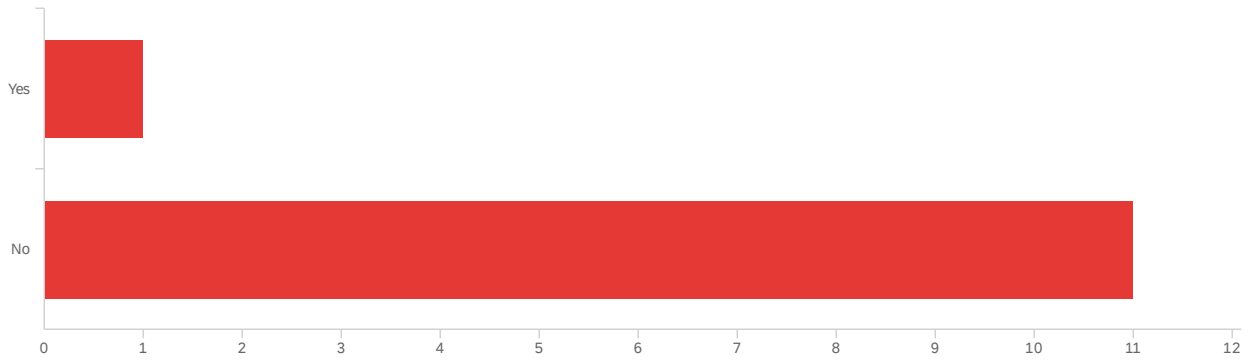
Bowling Green

Outside of Kentucky. Please list city and state.

Outside of Kentucky. Please list city and state.

Q30 - After graduation, did you/do you plan to seek graduate/professional school

admission (i.e., doctoral degree program)? (APR B.5)

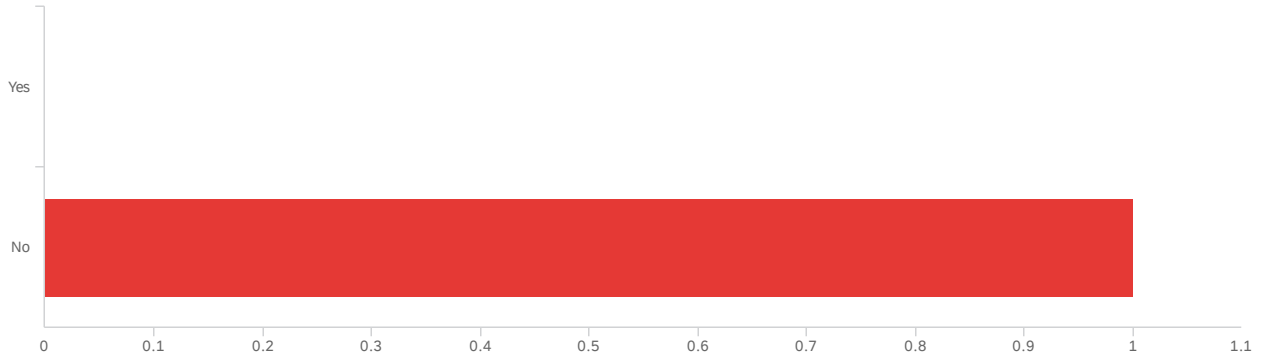


#	Field	Choice Count
1	Yes	8.33% 1
2	No	91.67% 11

12

Showing rows 1 - 3 of 3

Q31 - If you sought graduate/professional school admission (i.e., doctoral degree program), were you admitted? (APR B.5)

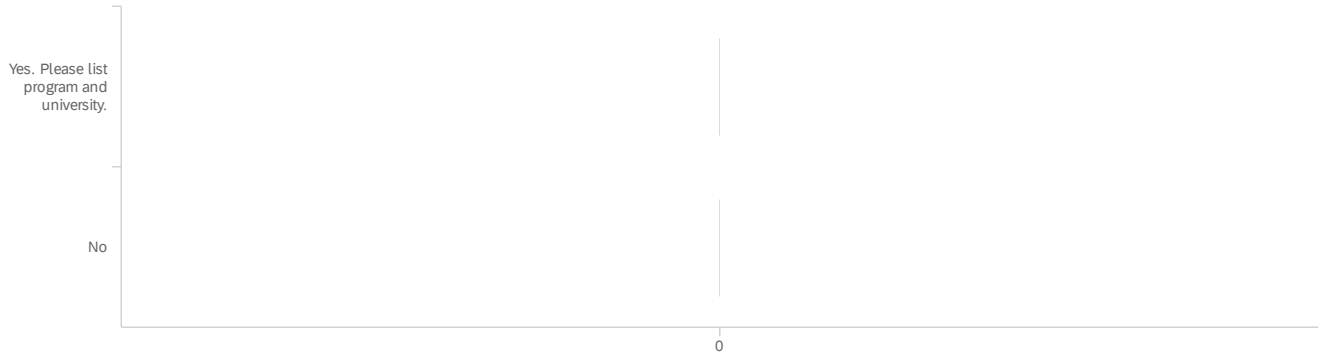


#	Field	Choice Count
1	Yes	0.00% 0
2	No	100.00% 1

1

Showing rows 1 - 3 of 3

Q32 - If you were admitted to graduate/professional school (i.e., doctoral degree program), are you planning on attending/already enrolled? (APR B.5)



#	Field	Choice Count
1	Yes. Please list program and university.	0.00% 0
2	No	0.00% 0
		0

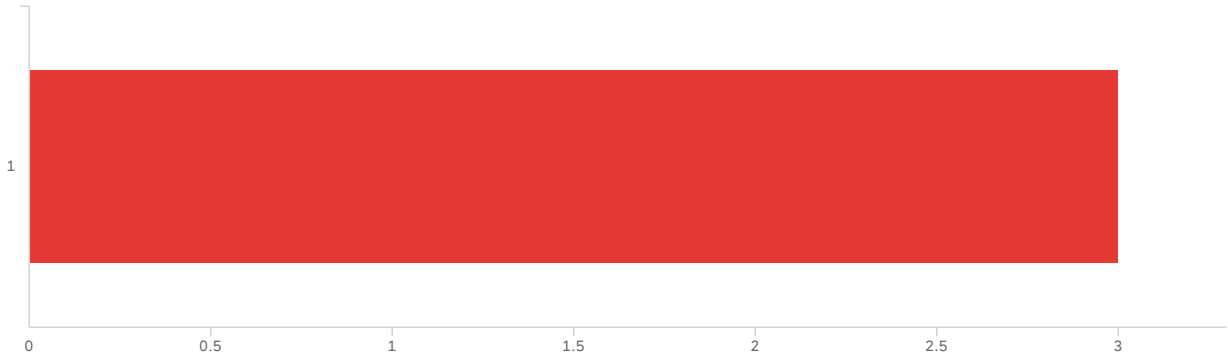
Showing rows 1 - 3 of 3

Yes. Please list program and university.

Yes. Please list program and university.

Q37 - We are interested in your feedback regarding how we can better recruit and attract


underrepresented students to our programs. Please share below.

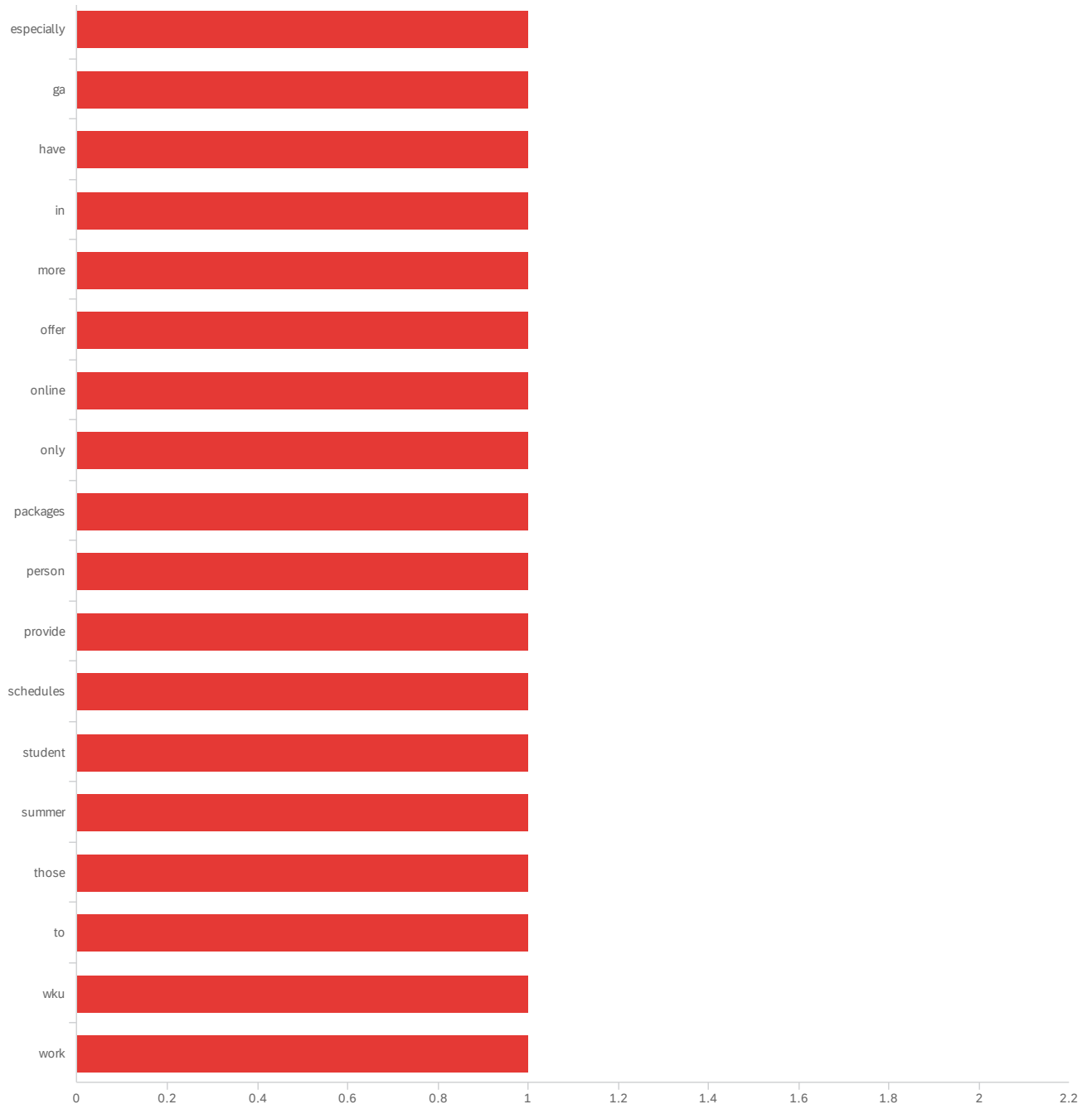


#	Field	Minimum	Maximum	Mean	Std Deviation	Variance	Count
1	We are interested in your feedback regarding how we can better recruit and attract underrepresented students to our programs. Please share below. - Selected Choice	1.00	1.00	1.00	0.00	0.00	3

#	Field	Choice Count
1	1	100.00% 3

Showing rows 1 - 1 of 1






 Data source misconfigured for this visualization.

#	Field	Choice Count
for	for	7.14% 2
with	with	7.14% 2

#	Field	Choice Count
affairs	affairs	3.57% 1
and	and	3.57% 1
better	better	3.57% 1
classes	classes	3.57% 1
conflicting	conflicting	3.57% 1
contact	contact	3.57% 1
especially	especially	3.57% 1
ga	ga	3.57% 1
have	have	3.57% 1
in	in	3.57% 1
more	more	3.57% 1
offer	offer	3.57% 1
online	online	3.57% 1
only	only	3.57% 1
packages	packages	3.57% 1
person	person	3.57% 1
provide	provide	3.57% 1
schedules	schedules	3.57% 1
student	student	3.57% 1
summer	summer	3.57% 1
those	those	3.57% 1
to	to	3.57% 1
wku	wku	3.57% 1
work	work	3.57% 1

Q33 - Do you have any other comments/suggestions you would like to share to help improve the courses and the Department of Counseling and Student Affairs?

Do you have any other comments/suggestions you would like to share to help...

I really feel that Covid messed up my graduate school experience. I felt disconnected really.

End of Report