

Default Report

CNS Student Exit Survey
May 15, 2018 11:20 AM CDT

Q1 - 1. List your age.

1. List your age.

24

23

25

31

26

26

60

32

30

33

30

23

27

27

22

27

24

25

24

24

Q2 - 2. List the gender with which you identify.

2. List your gender with which you identify.

Female

Female

Female

Male

Female

Female

female

Female

Female

female

Femalw

Female

female

Female

Female

female

Female

Male

F

Female

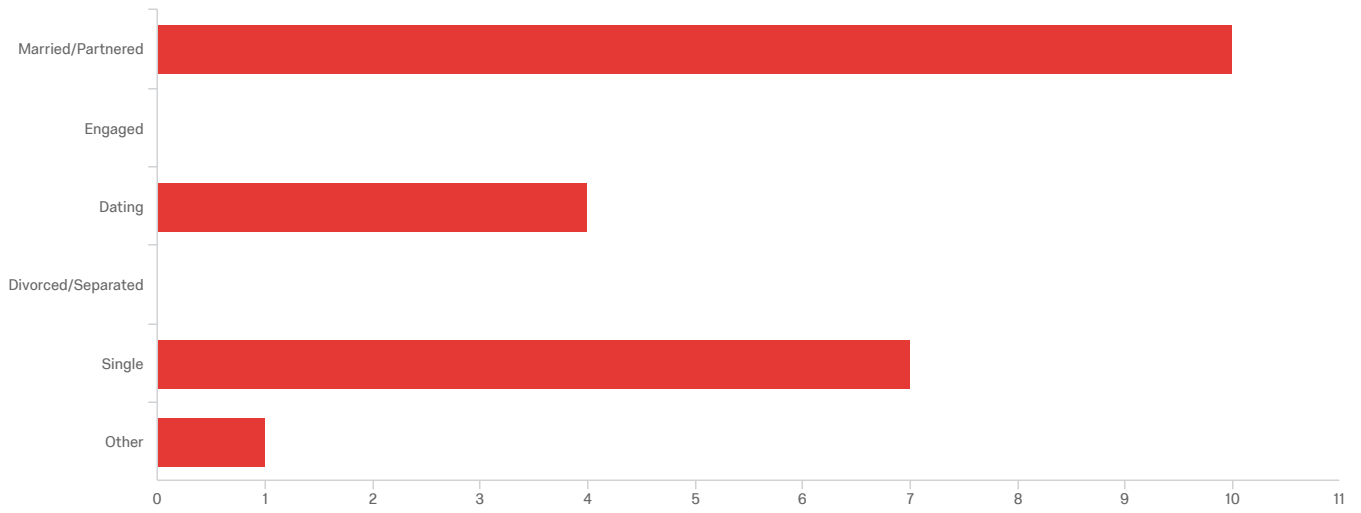
female

Male

Q3 - 3. Select your sexual orientation.


Data source misconfigured for this
visualization.

Q4 - 4. Select your partner status.

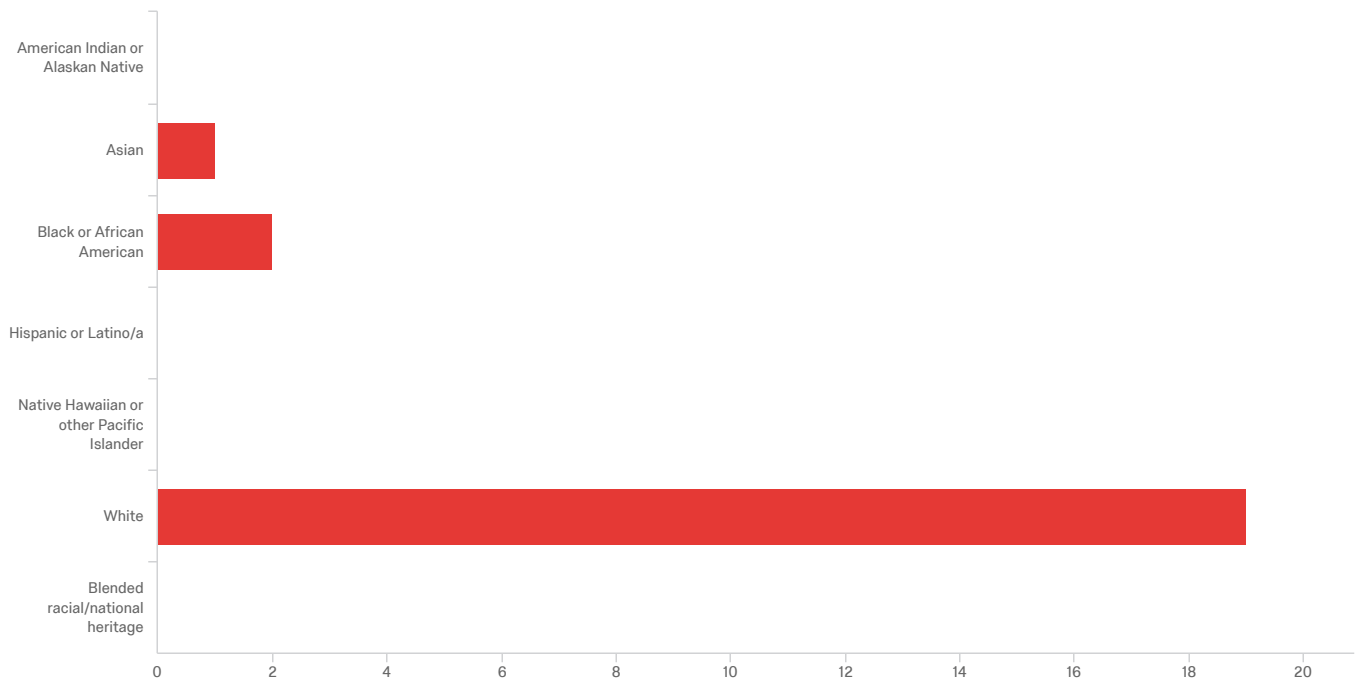


#	Field	Choice Count
1	Married/Partnered	45.45% 10
2	Engaged	0.00% 0
3	Dating	18.18% 4
4	Divorced/Separated	0.00% 0
5	Single	31.82% 7
6	Other	4.55% 1

22

Showing Rows: 1 - 7 Of 7

Q5 - 5. Select your ethnicity/race/national origin (mark one):

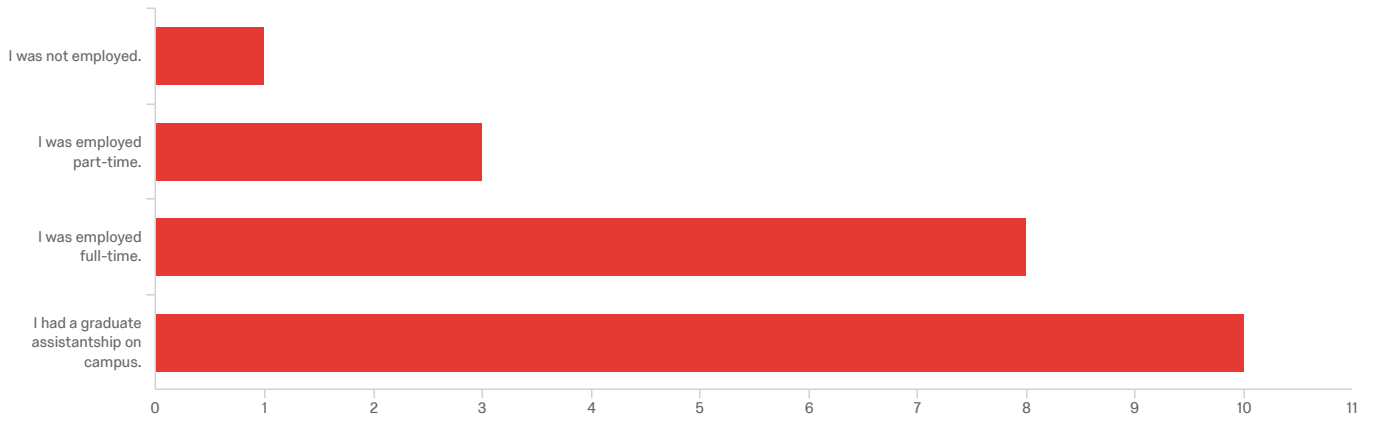


#	Field	Choice Count
1	American Indian or Alaskan Native	0.00% 0
2	Asian	4.55% 1
3	Black or African American	9.09% 2
4	Hispanic or Latino/a	0.00% 0
5	Native Hawaiian or other Pacific Islander	0.00% 0
6	White	86.36% 19
7	Blended racial/national heritage	0.00% 0

22

Showing Rows: 1 - 8 Of 8

Q6 - 6. Choose the most appropriate answer that best represents your employment while you were enrolled as a student.

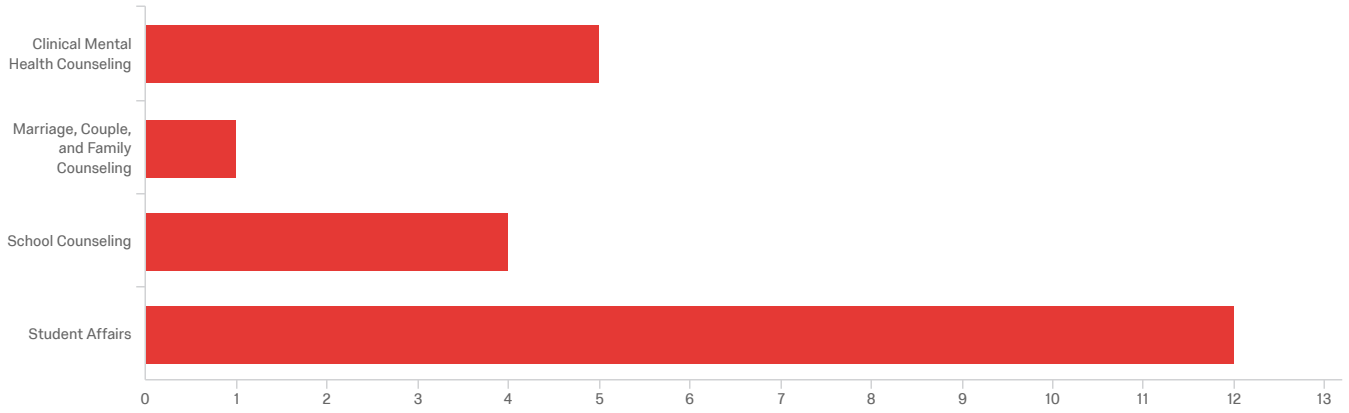


#	Field	Choice Count
1	I was not employed.	4.55% 1
2	I was employed part-time.	13.64% 3
3	I was employed full-time.	36.36% 8
4	I had a graduate assistantship on campus.	45.45% 10
		22

Showing Rows: 1 - 5 Of 5

Q7 - Which program in the Department of Counseling and Student Affairs did you

complete?

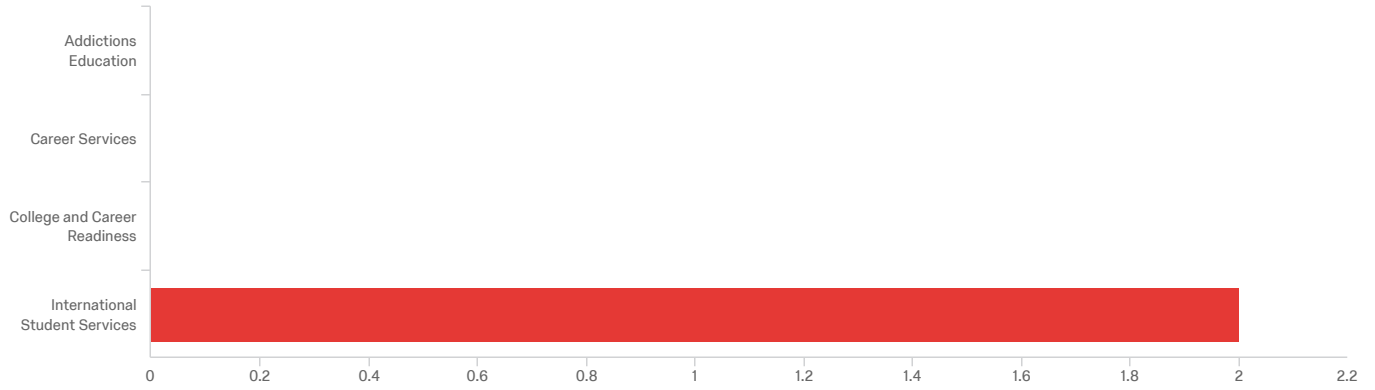


#	Field	Choice Count
1	Clinical Mental Health Counseling	22.73% 5
2	Marriage, Couple, and Family Counseling	4.55% 1
3	School Counseling	18.18% 4
4	Student Affairs	54.55% 12
		22

Showing Rows: 1 - 5 Of 5

Q8 - Did you complete any of the Department's Graduate Certificate Programs? Please

check all that apply:



#	Field	Choice Count
1	Addictions Education	0.00% 0
2	Career Services	0.00% 0
3	College and Career Readiness	0.00% 0
4	International Student Services	100.00% 2

Showing Rows: 1 - 5 Of 5

Q9 - When did you or do you expect to graduate?

#	Field	Choice Count
1	2017	0.00% 0
2	2018	100.00% 22
3	2019	0.00% 0
4	2020	0.00% 0
5	2021	0.00% 0
6	2022	0.00% 0
7	2023	0.00% 0
8	2024	0.00% 0
9	2025	0.00% 0
		22

Showing Rows: 1 - 10 Of 10

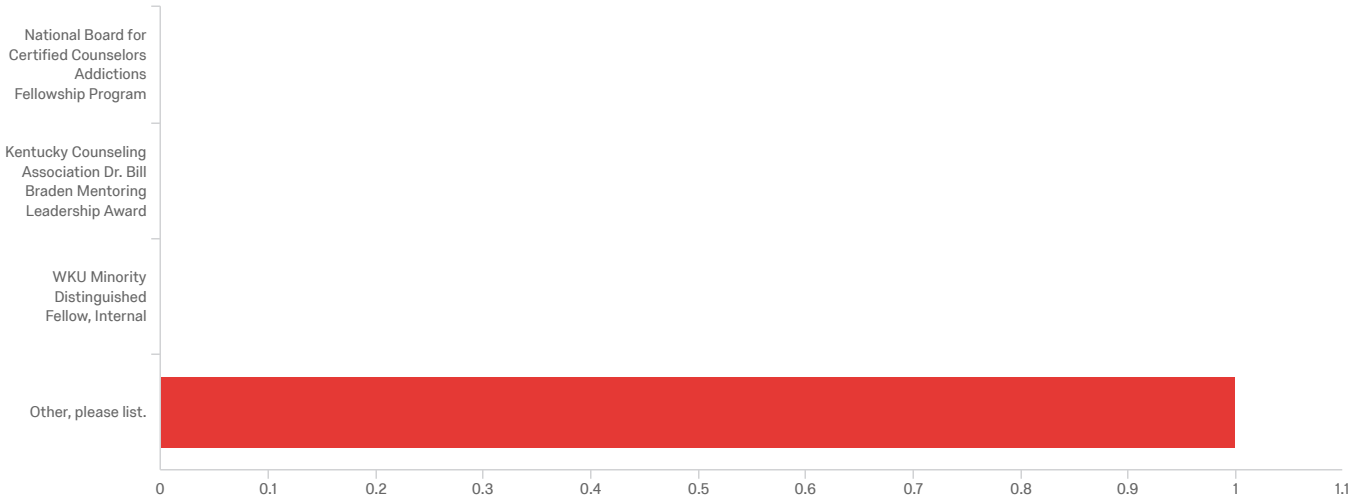
#	Field	Choice Count
1	Spring, May	0.00% 0
2	Fall, December	0.00% 0
3	Summer, August	0.00% 0
4	Spring, May	100.00% 22
5	Fall, December	0.00% 0
6	Summer, August	0.00% 0
7	Spring, May	0.00% 0
8	Fall, December	0.00% 0
9	Summer, August	0.00% 0
10	Spring, May	0.00% 0
11	Fall, December	0.00% 0
12	Summer, August	0.00% 0
13	Spring, May	0.00% 0
14	Fall, December	0.00% 0
15	Summer, August	0.00% 0

16	Spring, May	0.00%	0
17	Fall, December	0.00%	0
18	Summer, August	0.00%	0
19	Spring, May	0.00%	0
20	Fall, December	0.00%	0
21	Summer, August	0.00%	0
22	Spring, May	0.00%	0
23	Fall, December	0.00%	0
24	Summer, August	0.00%	0
25	Spring, May	0.00%	0
26	Fall, December	0.00%	0
27	Summer, August	0.00%	0

22

Showing Rows: 1 - 28 Of 28

Q10 - Please check any scholarship awards you received while you were a graduate student?



#	Field	Choice Count
1	National Board for Certified Counselors Addictions Fellowship Program	0.00% 0
2	Kentucky Counseling Association Dr. Bill Braden Mentoring Leadership Award	0.00% 0
3	WKU Minority Distinguished Fellow, Internal	0.00% 0
4	Other, please list.	100.00% 1

Showing Rows: 1 - 5 Of 5

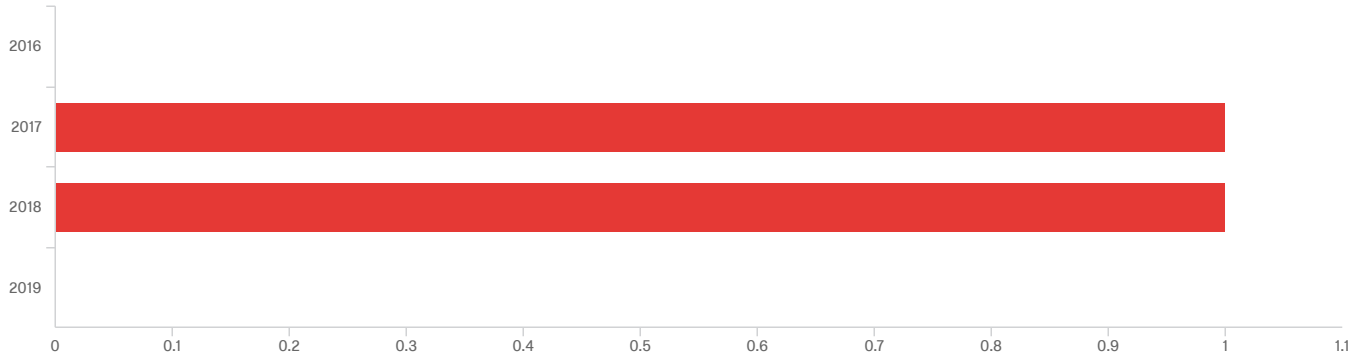
Other, please list.

Other, please list.

Student Government Association Scholarship

Showing Records: 1 - 1 Of 1

Q11 - If you received a scholarship award while you were a graduate student here, in what year(s) did you receive the award?

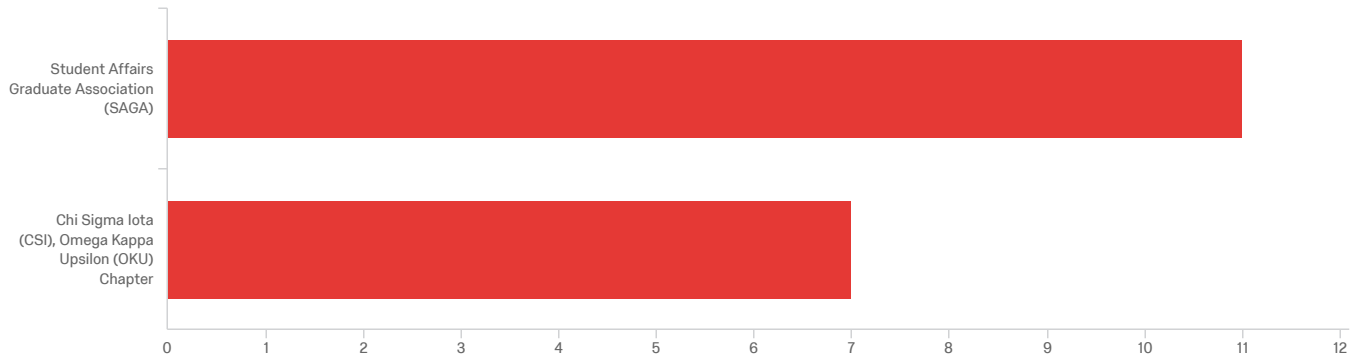


#	Field	Choice Count
1	2016	0.00% 0
2	2017	50.00% 1
3	2018	50.00% 1
4	2019	0.00% 0

2

Showing Rows: 1 - 5 Of 5

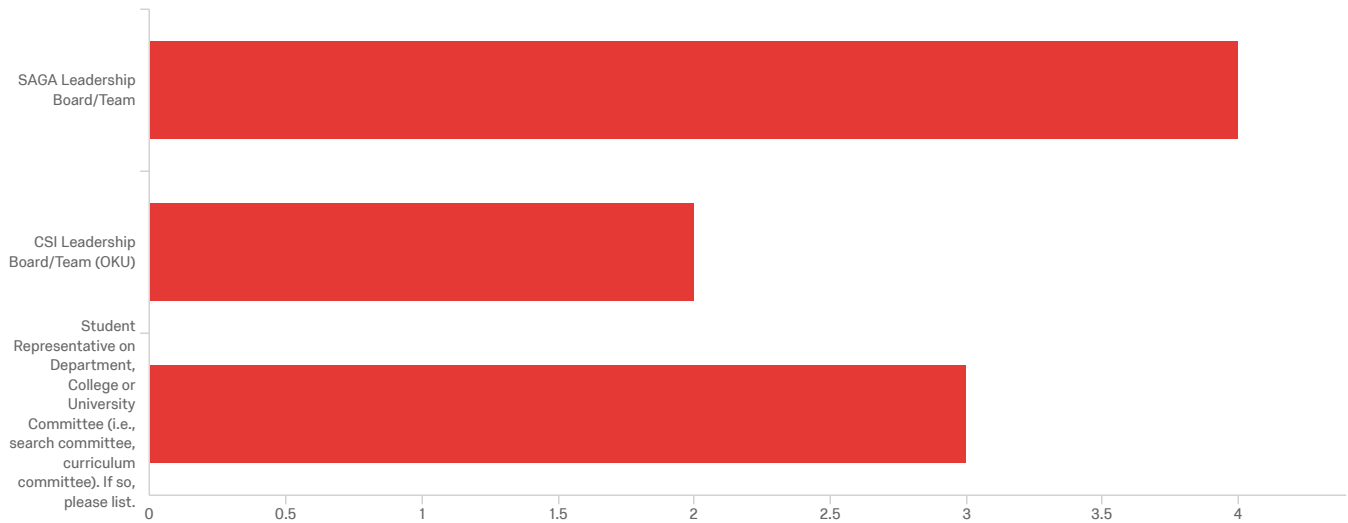
Q12 - Please check if you were a member of these student organizations while you were a student.



#	Field	Choice Count
1	Student Affairs Graduate Association (SAGA)	61.11% 11
2	Chi Sigma Iota (CSI), Omega Kappa Upsilon (OKU) Chapter	38.89% 7
		18

Showing Rows: 1 - 3 Of 3

Q13 - While you were a graduate student, were you involved in any leadership roles?



#	Field	Choice Count
1	SAGA Leadership Board/Team	44.44% 4
2	CSI Leadership Board/Team (OKU)	22.22% 2
3	Student Representative on Department, College or University Committee (i.e., search committee, curriculum committee). If so, please list.	33.33% 3
		9

Showing Rows: 1 - 4 Of 4

Student Representative on Department, College or University Committee (i.e....

Student Representative on Department, College or University Committee (i.e....

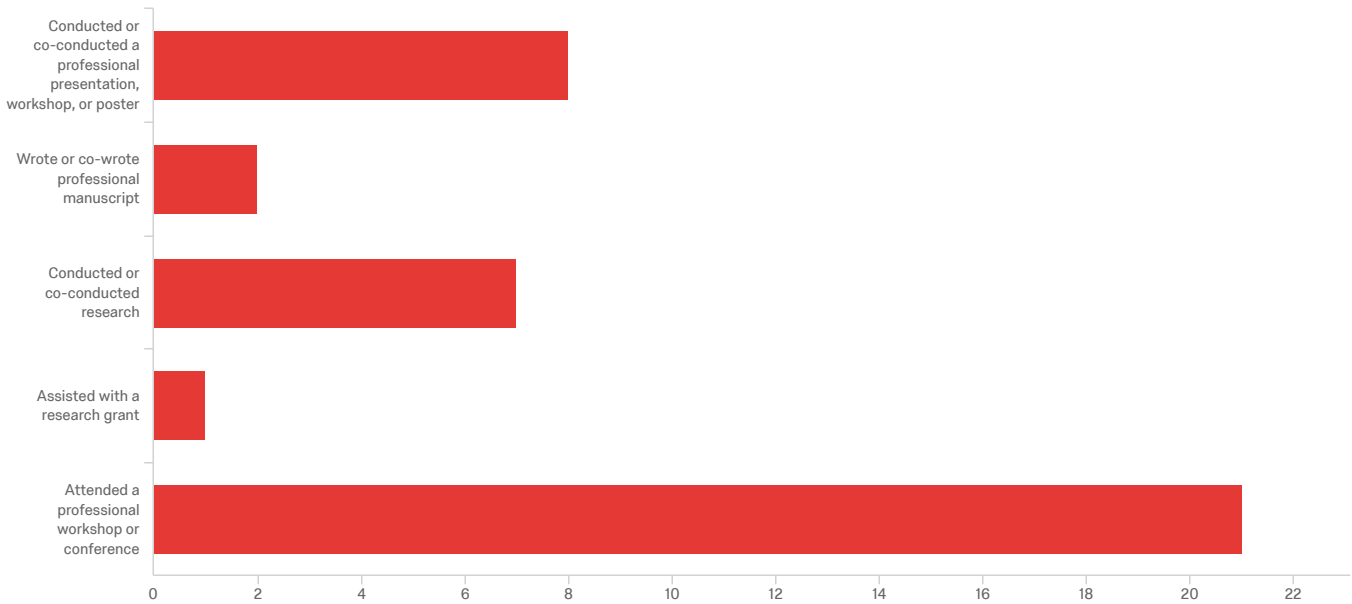
Specific leadership roles to Housing and Residence Life and Advisor Roles, Sexual Assault Prevention Committee, Domestic Violence Prevention Committee, Campus Pride Index Committee, Lavender Graduation Planning Committee, Queer Student Union Advisor

Search committee member

Showing Records: 1 - 2 Of 2

Q14 - Please check any of the following professional activities that you were involved in while a graduate student in the Department of Counseling and Student Affairs (CACREP

Section 3.D):



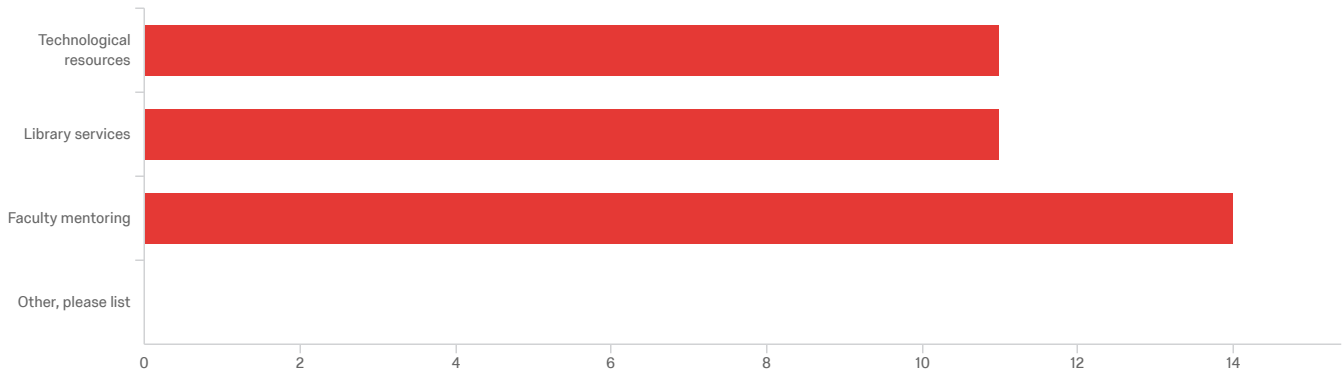
#	Field	Choice Count
1	Conducted or co-conducted a professional presentation, workshop, or poster	20.51% 8
2	Wrote or co-wrote professional manuscript	5.13% 2
3	Conducted or co-conducted research	17.95% 7
4	Assisted with a research grant	2.56% 1
5	Attended a professional workshop or conference	53.85% 21

39

Showing Rows: 1 - 6 Of 6

Q15 - What resources did you take advantage of while you were a graduate student in the

Department of Counseling and Student Affairs (CACREP Section 3.D):



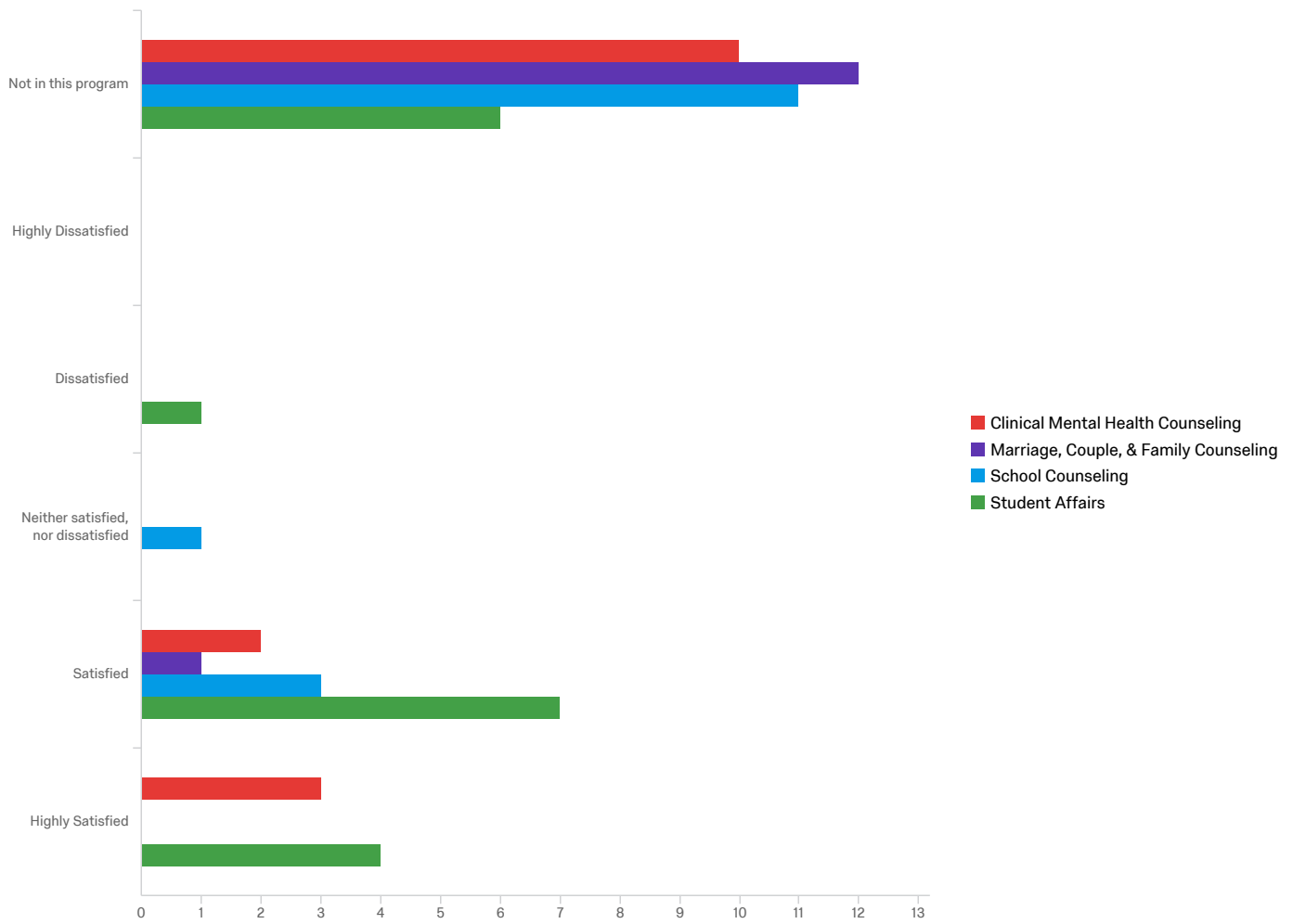
#	Field	Choice Count
1	Technological resources	30.56% 11
2	Library services	30.56% 11
3	Faculty mentoring	38.89% 14
4	Other, please list	0.00% 0
		36

Showing Rows: 1 - 5 Of 5

Other, please list

Other, please list

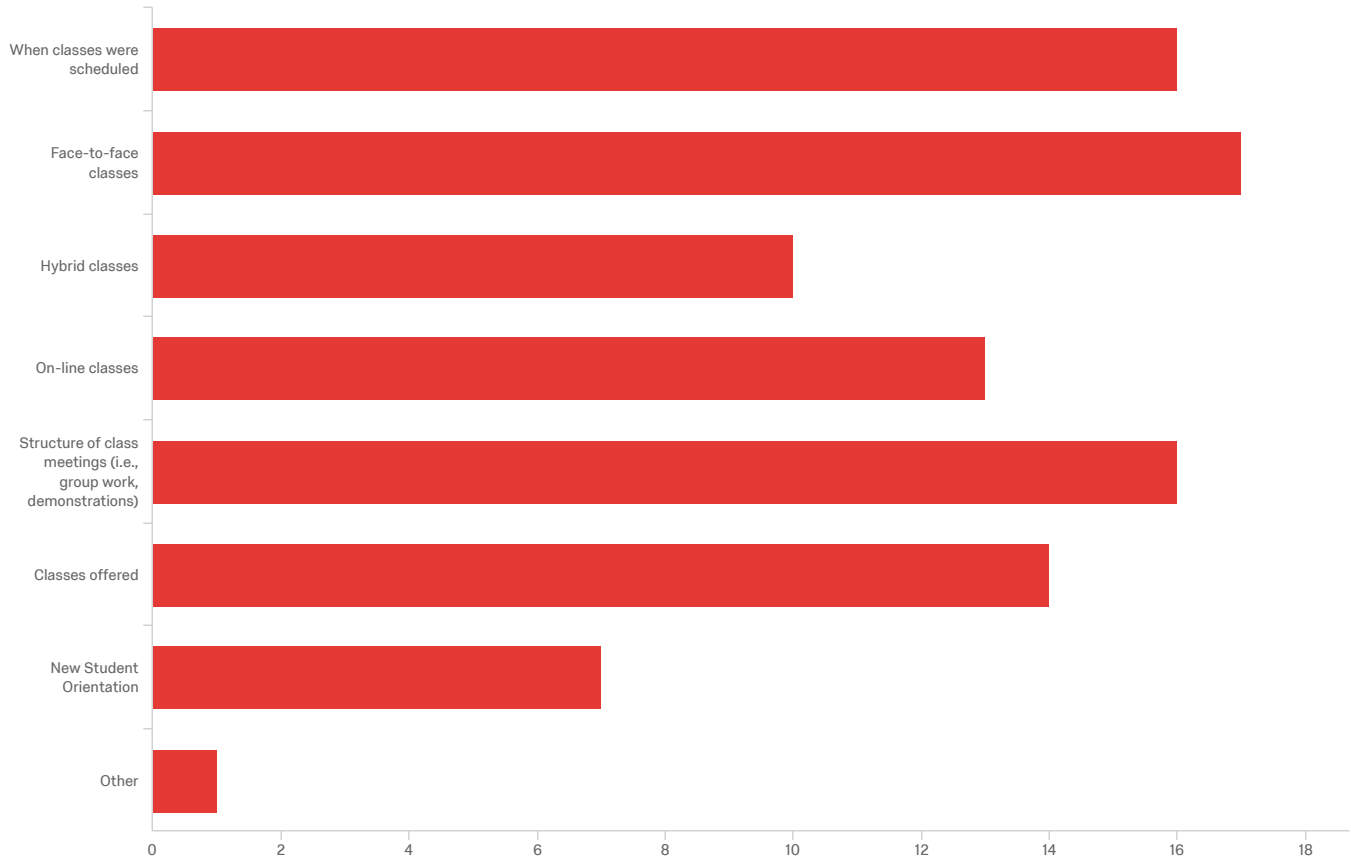
Q16 - Please rate your satisfaction with the program you graduated from. (APR B.4b)



#	Field	Not in this program	Highly Dissatisfied	Dissatisfied	Neither satisfied, nor dissatisfied	Satisfied	Highly Satisfied	Total
1	Clinical Mental Health Counseling	66.67% 10	0.00% 0	0.00% 0	0.00% 0	13.33% 2	20.00% 3	15
2	Marriage, Couple, & Family Counseling	92.31% 12	0.00% 0	0.00% 0	0.00% 0	7.69% 1	0.00% 0	13
3	School Counseling	73.33% 11	0.00% 0	0.00% 0	6.67% 1	20.00% 3	0.00% 0	15
4	Student Affairs	33.33% 6	0.00% 0	5.56% 1	0.00% 0	38.89% 7	22.22% 4	18

Showing Rows: 1 - 4 Of 4

Q17 - The Department of Counseling and Student Affairs is committed to providing quality programs and maintaining highly satisfied students and graduates. (APR E.1) Please check any of the following that you experienced as strengths of the program: Curriculum and Programming Please insert comments next to any of the strengths.



#	Field	Choice Count
1	When classes were scheduled	17.02% 16
2	Face-to-face classes	18.09% 17
3	Hybrid classes	10.64% 10
4	On-line classes	13.83% 13
5	Structure of class meetings (i.e., group work, demonstrations)	17.02% 16
6	Classes offered	14.89% 14
7	New Student Orientation	7.45% 7

Showing Rows: 1 - 9 Of 9

When classes were scheduled

When classes were scheduled

Evenings

I thought classes were scheduled at appropriate times. Happy that internship was able to be taken in the summer.

The times classes were offered worked well for my schedule.

Mixture of evening and online was good

Evening classes are essential. Had classes been during the day, I would not have been able to complete the program.

I really like the flexibility of the student affairs program. It is not a strict cohort, but structured enough that you have some guidance as to which classes to take.

Times worked for full time employees

Showing Records: 1 - 7 Of 7

Face-to-face classes

Face-to-face classes

Face to Face classes were my favorites!

I highly valued face-to-face learning.

Good discussions, opportunity to learn from others

I learned so much from my face-to-face classes and feel that one cannot learn to be an effective counselor online.

I prefer face to face

Showing Records: 1 - 5 Of 5

Hybrid classes

Hybrid classes

I enjoyed assessment being hybrid.

I liked having the face-to-face learning even when a class was mostly online.

Showing Records: 1 - 2 Of 2

On-line classes

On-line classes

Online classes were great for summer classes

While online classes are not my favorite way to learn, I love the flexibility of getting to take a portion of the classes online.

Well done online curriculum

Showing Records: 1 - 3 Of 3

Structure of class meetings (i.e., group work, demonstrations)

Structure of class meetings (i.e., group work, demonstrations)

I think most of the classes were structured well.

Usually interactive, not just lecture-based; plenty of opportunities to build confidence in presenting in front of others

The in-class counseling experiences, especially in group and techniques classes, were extremely helpful in allowing me to learn and practice my counseling skills.

While not every class was perfect (and how can they be?), I did enjoy the different activities and ways of teaching in each class. I especially liked having a variety of professors in my second year who all had different styles of teaching.

Showing Records: 1 - 4 Of 4

Classes offered

Classes offered

Counseling, Resource Management, Leadership and Administration, Social and Cultural Diversity, and Critical Issues were particularly good.

The counseling classes offered are a good mix of essential theory/technique/learn the basics and more specialized subjects, like crisis or play therapy (when that was offered)

For the most part, I enjoyed my curriculum of classes and feel very prepared to enter a new career field.

Applicable to professional competencies

Showing Records: 1 - 4 Of 4

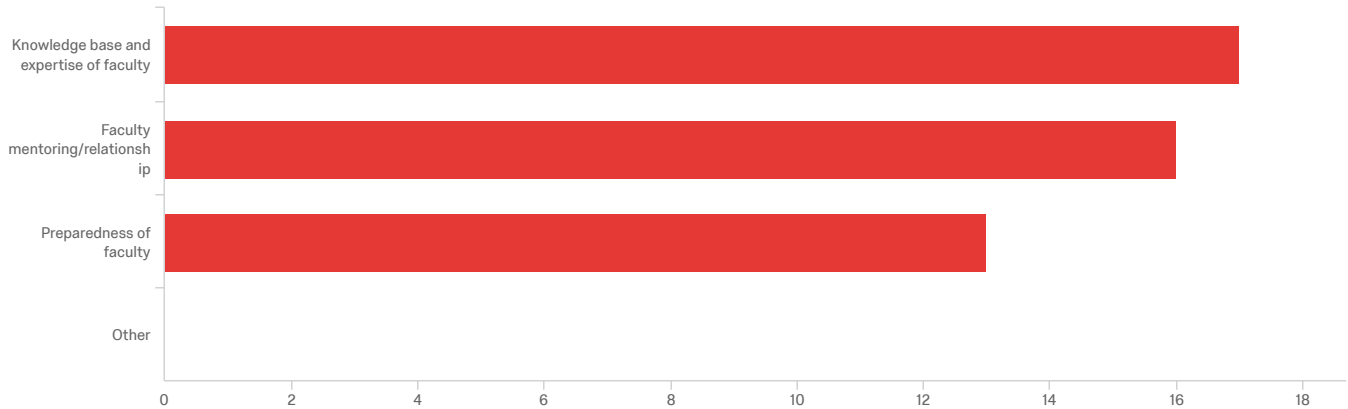
New Student Orientation

New Student Orientation

Did not attend

Showing Records: 1 - 1 Of 1

Q18 - The Department of Counseling and Student Affairs is committed to providing quality programs and maintaining highly satisfied students and graduates. (APR E.1) Please check any of the following that you experienced as strengths of the program: Faculty Please insert comments next to any of the strengths.



#	Field	Choice Count
1	Knowledge base and expertise of faculty	36.96% 17
2	Faculty mentoring/relationship	34.78% 16
3	Preparedness of faculty	28.26% 13
4	Other	0.00% 0
		46

Showing Rows: 1 - 5 Of 5

Knowledge base and expertise of faculty

Knowledge base and expertise of faculty

Some of the faculty seemed extremely knowledgeable on school counseling topics (or were committed to finding the answers to questions that they were unsure of).

Every professor I had was extremely knowledgeable in the class subject. I like that they had a great balance of diverse career experiences and research and teaching experience.

Faculty have strong background in student affairs

Showing Records: 1 - 3 Of 3

Faculty mentoring/relationship

Faculty mentoring/relationship

The willingness to work with students schedules and accommodate accordingly.

I feel as though I had a good relationship with most of my professors.

This is probably one of the best things about the small program that we have. I felt a great connection and mentorship from each of the faculty members. I feel supported and heard, which is very important to me!

I was a graduate student so I felt like I had the opportunity for creating and maintaining great relationships with faculty members.

Showing Records: 1 - 4 Of 4

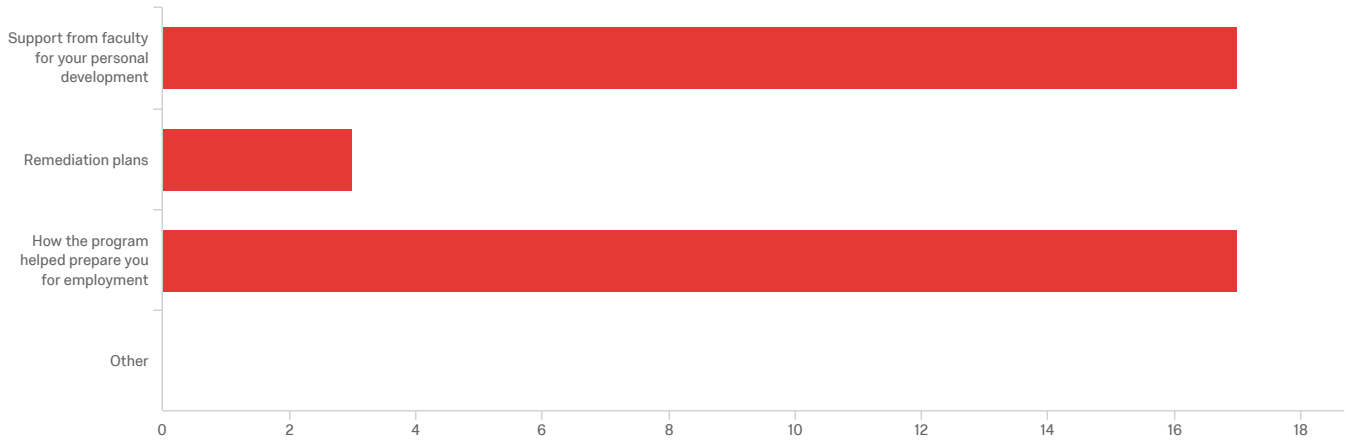
Preparedness of faculty

Preparedness of faculty

Most of the faculty came to class prepared.

Showing Records: 1 - 1 Of 1

Q19 - The Department of Counseling and Student Affairs is committed to providing quality programs and maintaining highly satisfied students and graduates. (APR E.1) Please check any of the following that you experienced as strengths of the program: Personal and Professional Development Please insert comments next to any of the strengths.



#	Field	Choice Count
1	Support from faculty for your personal development	45.95% 17
2	Remediation plans	8.11% 3
3	How the program helped prepare you for employment	45.95% 17
4	Other	0.00% 0
		37

Showing Rows: 1 - 5 Of 5

Support from faculty for your personal development

Support from faculty for your personal development

Faculty members offer students opportunities for one-on-one meetings and work to ensure students are developing as counselors.

I constantly felt like the faculty had my best interests as a graduate student in mind and were always very supportive.

They take interest in each student

Showing Records: 1 - 3 Of 3

Remediation plans

How the program helped prepare you for employment

How the program helped prepare you for employment

I feel like the practical side of the program was beneficial for my growth and development

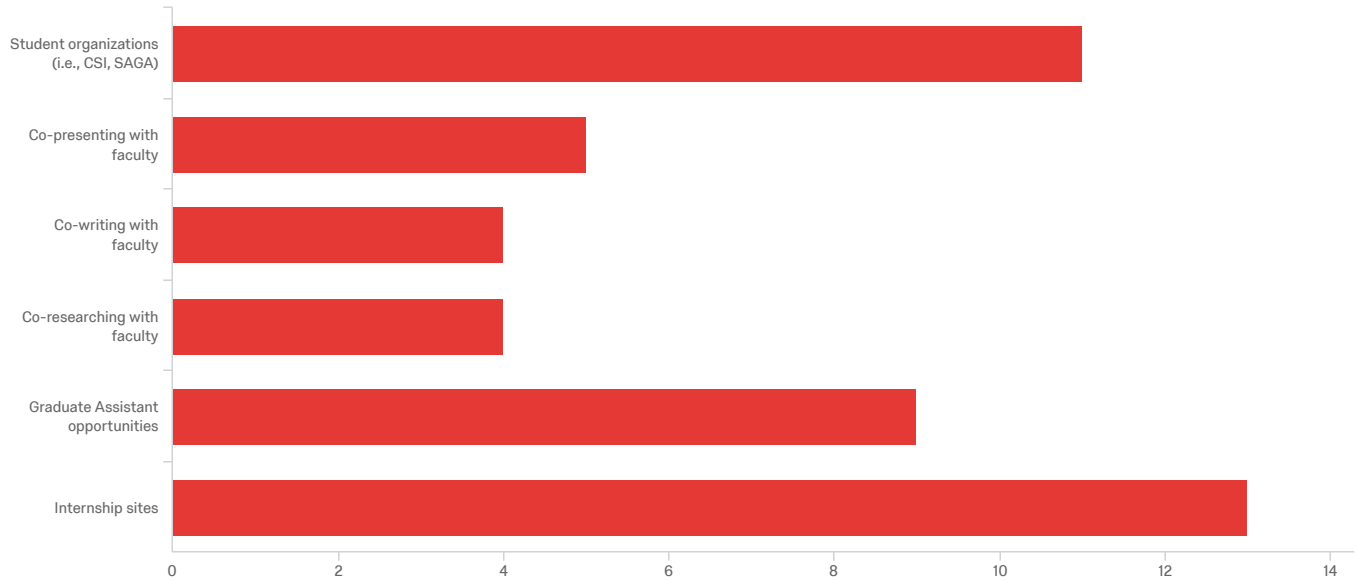
I feel that I am fairly well prepared to be a counselor.

From classes, to my assistantship to my internships, I feel a little nervous (but who doesn't?!), but completely prepared for my student affairs career.

Built on skills I was developing in WKY housing and residence life

Showing Records: 1 - 4 Of 4

Q20 - The Department of Counseling and Student Affairs is committed to providing quality programs and maintaining highly satisfied students and graduates. (APR E.1) Please check any of the following that you experienced as strengths of the program: Professional Development Opportunities Please insert comments next to any of the strengths.



#	Field	Choice Count
1	Student organizations (i.e., CSI, SAGA)	23.91% 11
2	Co-presenting with faculty	10.87% 5
3	Co-writing with faculty	8.70% 4
4	Co-researching with faculty	8.70% 4
5	Graduate Assistant opportunities	19.57% 9
6	Internship sites	28.26% 13
		46

Showing Rows: 1 - 7 Of 7

Student organizations (i.e., CSI, SAGA)

Student organizations (i.e., CSI, SAGA)

Saga was a great networking and collaboration

Showing Records: 1 - 1 Of 1

Co-presenting with faculty

Co-presenting with faculty

N/A

I did not take advantage of this opportunity but I recognized it as a strength available in my program.

Showing Records: 1 - 2 Of 2

Co-writing with faculty

Co-writing with faculty

N/A

Showing Records: 1 - 1 Of 1

Co-researching with faculty

Co-researching with faculty

N/A

Showing Records: 1 - 1 Of 1

Graduate Assistant opportunities

Graduate Assistant opportunities

N/A

With my schedule, I was able to find a great fit for a GA position.

Showing Records: 1 - 2 Of 2

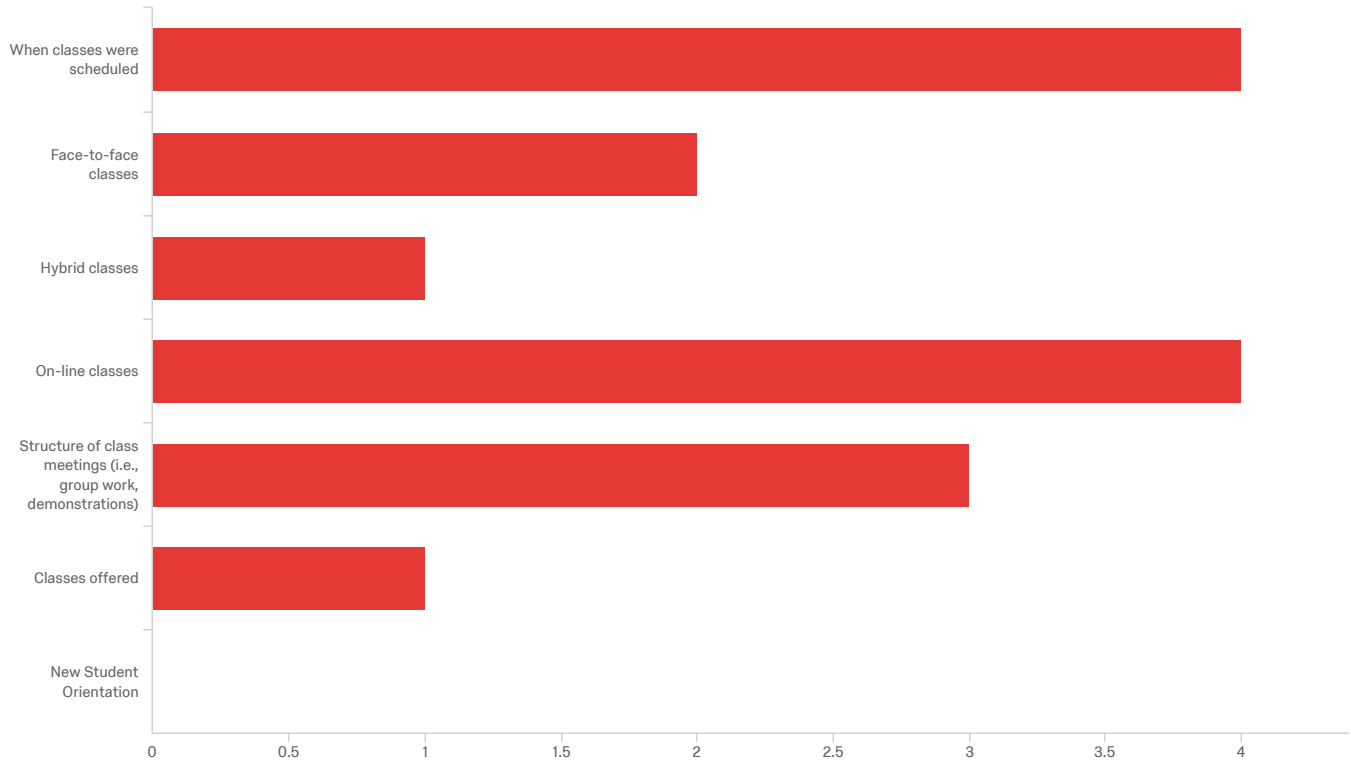
Internship sites

Internship sites

The flexibility with internships

Showing Records: 1 - 1 Of 1

Q21 - The Department of Counseling and Student Affairs is committed to providing quality programs and maintaining highly satisfied students and graduates. (APR E.1) Please check any of the following that you experienced as weaknesses of the program: Curriculum and Programming Please insert comments next to any of the weaknesses.



#	Field	Choice Count
1	When classes were scheduled	26.67% 4
2	Face-to-face classes	13.33% 2
3	Hybrid classes	6.67% 1
4	On-line classes	26.67% 4
5	Structure of class meetings (i.e., group work, demonstrations)	20.00% 3
6	Classes offered	6.67% 1
7	New Student Orientation	0.00% 0

When classes were scheduled

When classes were scheduled

It was difficult to drive from out of town to attend classes starting at 5 especially when having to attend several in a week. I would have liked the choice of more online or afternoon classes. I missed taking some classes that I wanted because of the schedule.

Showing Records: 1 - 1 Of 1

Face-to-face classes

Face-to-face classes

Some classes need to be face to face, but there are more that don't need to be.

Showing Records: 1 - 1 Of 1

Hybrid classes

Hybrid classes

On-line classes

On-line classes

They were not as creatively structured as face-to-face classes and there was not much engagement with the faculty, primarily peer to peer interaction and learning as well as reading. Occasional videos and other materials from the instructor would enhance the content.

Showing Records: 1 - 1 Of 1

Structure of class meetings (i.e., group work, demonstrations)

Structure of class meetings (i.e., group work, demonstrations)

For adults attending school and working, group projects are difficult and I would rather be taught by a licensed professor rather than my cohort.

While I did check this for a strength as well, I do feel that sometimes it is too heavily focused on group work in certain classes. While I do think group work is valuable, it served as a contention point for me with some of my classmates' commitment to the program or project.

Showing Records: 1 - 2 Of 2

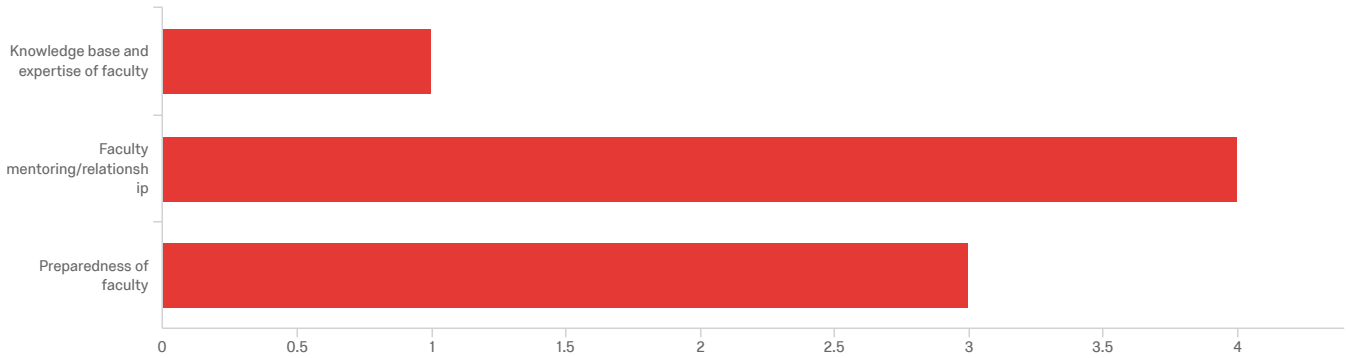
Classes offered

Classes offered

New Student Orientation

New Student Orientation

Q22 - The Department of Counseling and Student Affairs is committed to providing quality programs and maintaining highly satisfied students and graduates. (APR E.1) Please check any of the following that you experienced as weaknesses of the program: Faculty Please insert comments next to any of the weaknesses.



#	Field	Choice Count
1	Knowledge base and expertise of faculty	12.50% 1
2	Faculty mentoring/relationship	50.00% 4
3	Preparedness of faculty	37.50% 3
		8

Showing Rows: 1 - 4 Of 4

Knowledge base and expertise of faculty

Knowledge base and expertise of faculty

The current faculty members seem knowledgeable, but it would be nice to have additional faculty with school counseling experience.

Showing Records: 1 - 1 Of 1

Faculty mentoring/relationship

Faculty mentoring/relationship

I feel like mentoring/relationships with faculty are harder to foster if you do not have a graduate assistantship.

Showing Records: 1 - 1 Of 1

Preparedness of faculty

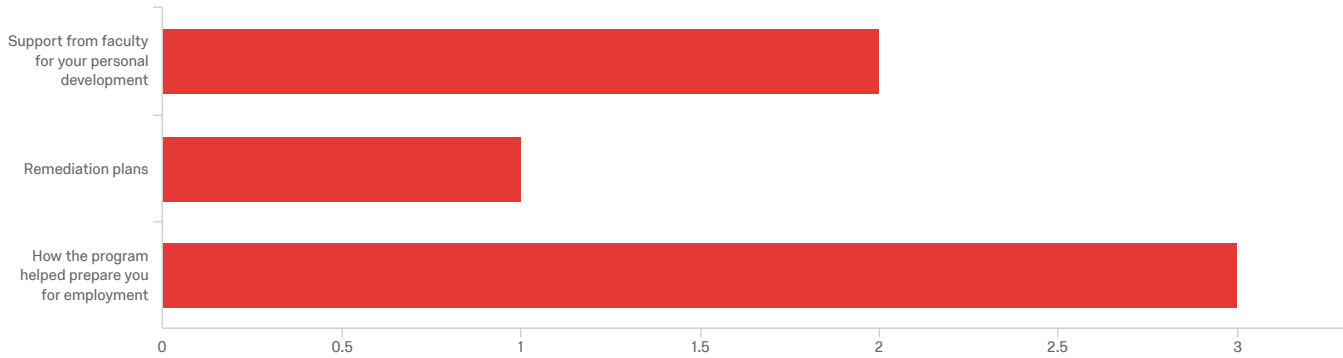
Preparedness of faculty

The area that could always improve is the preparedness especially when a student is giving a presentation and the professor walks out every time.

At times, I felt a little confused or disoriented by the communication. However, I don't think this was a reflection of the faculty themselves.

Showing Records: 1 - 2 Of 2

Q23 - The Department of Counseling and Student Affairs is committed to providing quality programs and maintaining highly satisfied students and graduates. (APR E.1) Please check any of the following that you experienced as weaknesses of the program: Personal and Professional Development Please insert comments next to any of the weaknesses.



#	Field	Choice Count
1	Support from faculty for your personal development	33.33% 2
2	Remediation plans	16.67% 1
3	How the program helped prepare you for employment	50.00% 3
		6

Showing Rows: 1 - 4 Of 4

Support from faculty for your personal development

Support from faculty for your personal development

Remediation plans

Remediation plans

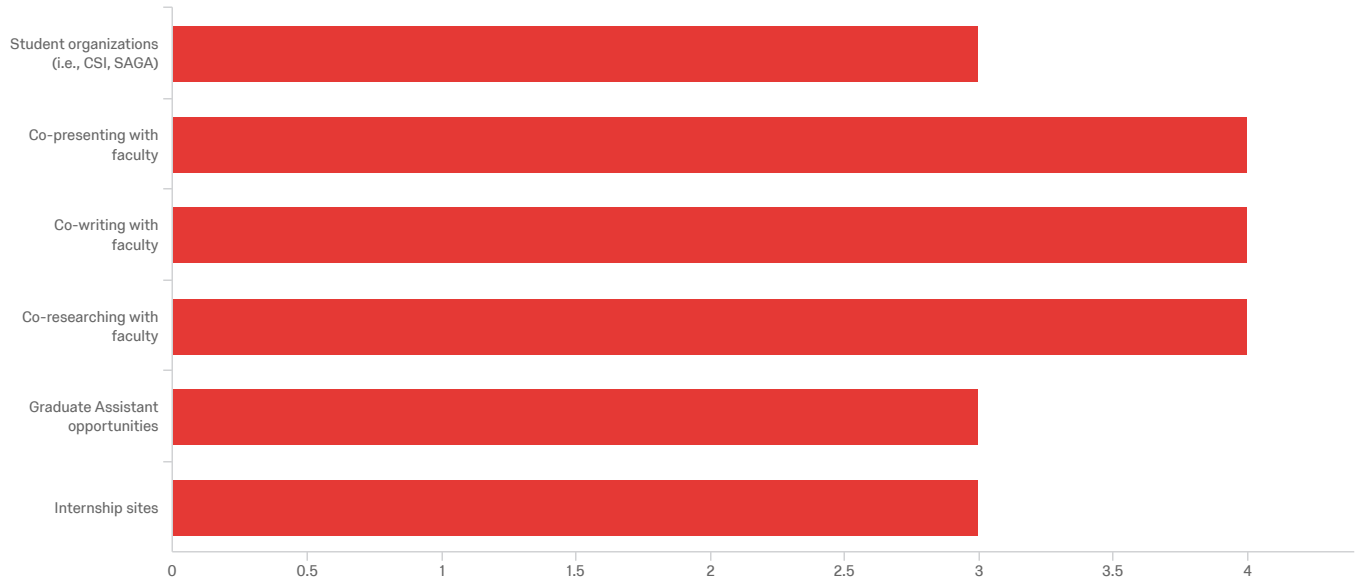
How the program helped prepare you for employment

How the program helped prepare you for employment

I don't think it is a weakness, however, I would have like more experiential learning. Less research which is not helpful at all, more practicing skills.

Showing Records: 1 - 1 Of 1

Q24 - The Department of Counseling and Student Affairs is committed to providing quality programs and maintaining highly satisfied students and graduates. (APR E.1) Please check any of the following that you experienced as weaknesses of the program: Professional Development Opportunities Please insert comments next to any of the weaknesses.



#	Field	Choice Count
1	Student organizations (i.e., CSI, SAGA)	14.29% 3
2	Co-presenting with faculty	19.05% 4
3	Co-writing with faculty	19.05% 4
4	Co-researching with faculty	19.05% 4
5	Graduate Assistant opportunities	14.29% 3
6	Internship sites	14.29% 3
		21

Showing Rows: 1 - 7 Of 7

Student organizations (i.e., CSI, SAGA)

Student organizations (i.e., CSI, SAGA)

I wish there were a few more opportunities with SAGA with off-campus involvement. Many times I couldn't participate in things because they happened at times when I wasn't available. I would have also loved to see a wider variety of programming. But, hey, I get it! We are all crazy busy!

Showing Records: 1 - 1 Of 1

Co-presenting with faculty

Co-presenting with faculty

This was never an option presented to students. Then again, students may just not have asked.

Showing Records: 1 - 1 Of 1

Co-writing with faculty

Co-writing with faculty

This was never an option presented to students. Then again, students may just not have asked.

Showing Records: 1 - 1 Of 1

Co-researching with faculty

Co-researching with faculty

This was never an option presented to students. Then again, students may just not have asked.

Showing Records: 1 - 1 Of 1

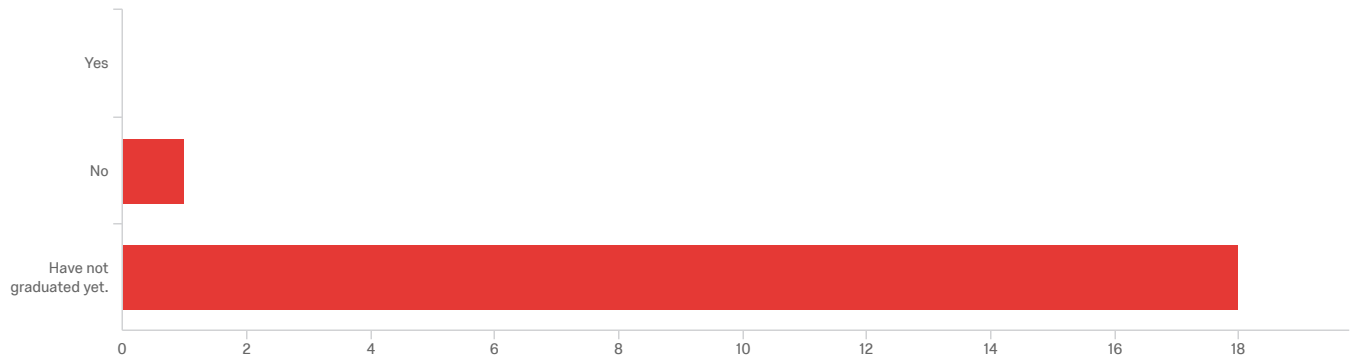
Graduate Assistant opportunities

Graduate Assistant opportunities

Internship sites

Internship sites

Q25 - Have you sought employment since graduating? (APR B.5.)



#	Field	Choice	Count
1	Yes	0.00%	0
2	No	5.26%	1
3	Have not graduated yet.	94.74%	18
			19

Showing Rows: 1 - 4 Of 4

Q26 - Have you gained employment in the field of your degree program? (APR B.5)

Please choose the most appropriate response.

Full-time employment.
Please list employer,
city and state.

Part-time employment.
Please list employer,
city and state.

Have not been hired
in the field of my
degree.

#	Field	Choice Count
1	Full-time employment. Please list employer, city and state.	0.00% 0
2	Part-time employment. Please list employer, city and state.	0.00% 0
3	Have not been hired in the field of my degree.	0.00% 0
		0

Showing Rows: 1 - 4 Of 4

Full-time employment. Please list employer, city and state.

Full-time employment. Please list employer, city and state.

Part-time employment. Please list employer, city and state.

Part-time employment. Please list employer, city and state.

Q27 - If you gained employment, please describe the setting of your employer.



#	Field	Choice Count
1	College or University	0.00% 0
2	Community mental health agency	0.00% 0
3	Crisis Unit	0.00% 0
4	Hospital	0.00% 0
5	Private mental health agency	0.00% 0
6	K-8 School	0.00% 0
7	High School	0.00% 0
8	Student Affairs. Please describe specific role or position.	0.00% 0
9	Other	0.00% 0
		0

Student Affairs. Please describe specific role or position.

Student Affairs. Please describe specific role or position.

Q28 - If you gained employment in your respective field, how long after you graduated were you employed?



#	Field	Choice Count
1	Prior to graduation	0.00% 0
2	Three months or less	0.00% 0
3	Six months or less	0.00% 0
4	A year or less	0.00% 0
5	More than a year	0.00% 0
		0

Showing Rows: 1 - 6 Of 6

Q29 - If you gained employment, where did you secure employment? (APR B.5)

In Kentucky. Please list city.

Outside of Kentucky. Please list city and state.

#	Field	Choice Count
1	In Kentucky. Please list city.	0.00% 0
2	Outside of Kentucky. Please list city and state.	0.00% 0

Showing Rows: 1 - 3 Of 3

In Kentucky. Please list city.

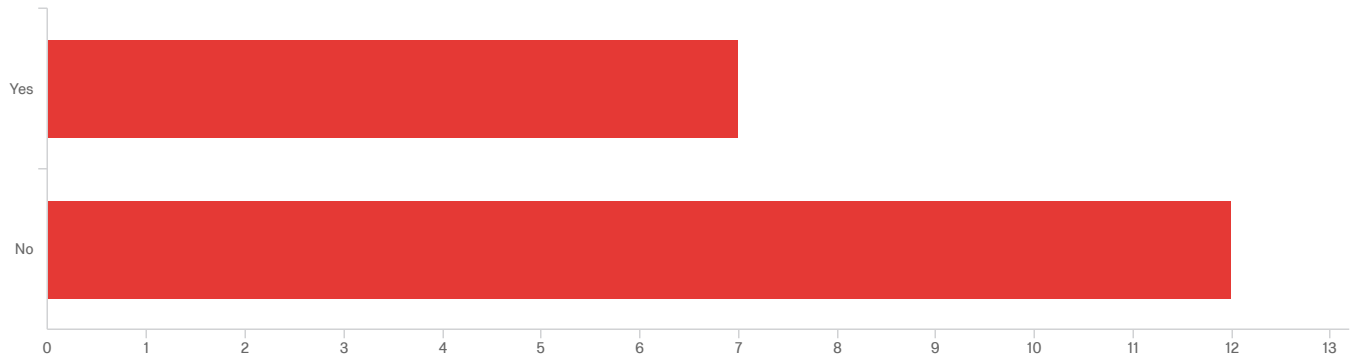
In Kentucky. Please list city.

Outside of Kentucky. Please list city and state.

Outside of Kentucky. Please list city and state.

Q30 - After graduation, did you/do you plan to seek graduate/professional school

admission (i.e., doctoral degree program)? (APR B.5)

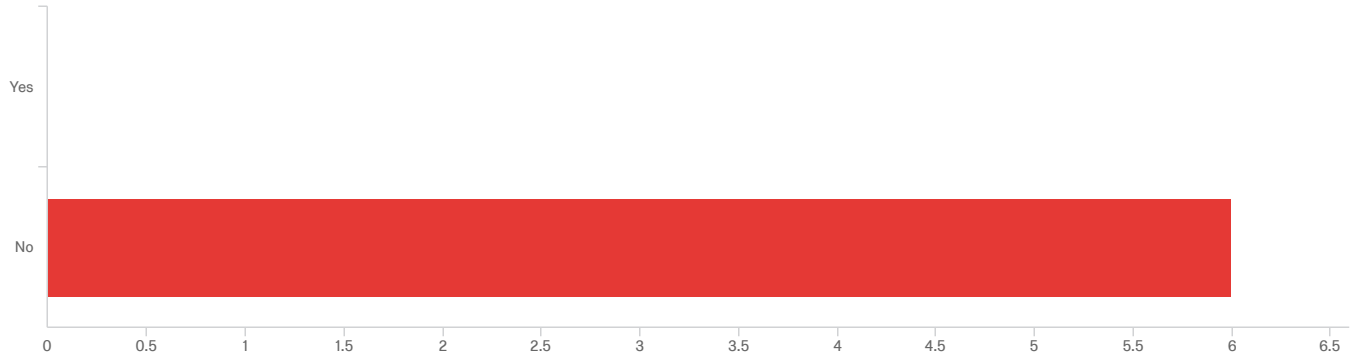


#	Field	Choice Count
1	Yes	36.84% 7
2	No	63.16% 12

19

Showing Rows: 1 - 3 Of 3

Q31 - If you sought graduate/professional school admission (i.e., doctoral degree program), were you admitted? (APR B.5)



#	Field	Choice Count
1	Yes	0.00% 0
2	No	100.00% 6

Showing Rows: 1 - 3 Of 3

Q32 - If you were admitted to graduate/professional school (i.e., doctoral degree program), are you planning on attending/already enrolled? (APR B.5)



#	Field	Choice Count
1	Yes. Please list program and university.	0.00% 0
2	No	0.00% 0

Showing Rows: 1 - 3 Of 3

Yes. Please list program and university.

Yes. Please list program and university.

Q33 - Do you have any other comments/suggestions you would like to share to help improve the courses and the Department of Counseling and Student Affairs?

Do you have any other comments/suggestions you would like to share to help...

The direction in which the program is going is extremely beneficial having more opportunities for students to network with other styles of teachings!

Cost of tuition is unethical.

I enjoyed the classes that were experiential and skill based. Group projects and research papers did little to prepare me for sitting with a client. it is important to have professionals that want to do research. Maybe there needs to be a research option or a skill based option. The faculty is amazing and so compassionate. I experienced extreme care.

Ok, here goes: I so appreciate the time and effort that Dr. Hughey and Dr. Burke put into changing and modifying the program or classes in accordance to feedback and assessment. I know that they care so much and put their hearts and souls into preparing the next generations of Student Affairs practitioners. However, like the true INFJ that I am, I do have a few suggestions and praises (of course!). I really enjoy that we have a bit of choice with the electives in the program. I like being able to choose a bit of a focus for the program. Within that, I do think that Resource Management should be a required class. I think it is very important and that information really isn't present elsewhere. You get a little bit of budgeting with Leadership and Administration, but having a complete framework as a background is so helpful! Plus, LaDonna is SUCH a great teacher and an expert in her field. I also think it would be interesting to have an elective class focused on grant writing or something similar. With higher education budgets seemingly always shrinking, I think that knowing how to access grants and write great ones could help supplement your department's budget. I also think it is a unique and marketable skill to have when entering the industry. Also, it may be interesting to have an enrollment management elective as well (I think you may have once had this in the program so maybe you know that it's not a necessary or popular class), but it is something that I could see being beneficial depending on your career goals. I also felt that the College Student Experience class is redundant in its topics. I feel that most of these topics are already covered in other classes for those in the Student Affairs program or could very easily be inserted into other classes that we take. I think this course may be good for those who may be interested in working with student populations but aren't in the Student Affairs program. However, to me, it felt very redundant in connection with the other classes in the program. I enjoyed so many of my courses: College Student Development, Social and Cultural Diversity, Counseling Concepts, Group Dynamics, and Resource Management were some of the ones I felt particularly drawn to. Like I mentioned earlier in the survey, I feel very prepared to go out there and be the best SA professional that I can!

Thanks for a wonderful experience! I am so thankful the Student Affairs program here at WKU and all of the doors it has opened for me!

Not really; however, the previous question regarding admission to doctoral programs, there is not an option for an individual that plans to pursue doctoral work but has not applied.

No suggestions for improvements. My only comment is that I loved my time here.

Showing Records: 1 - 7 Of 7

End of Report