

Default Report

Cert in AE Student Satisfaction Survey 2021 May
May 10th 2021, 11:15 am CDT

Q1 - 1. List your age.

1. List your age.

-
- 41
-
- 44
-
- 42
-
- 38
-
- 45
-
- 46
-
- 24

Q2 - 2. List the gender with which you identify.

2. List the gender with which you identify.

female

female

Female

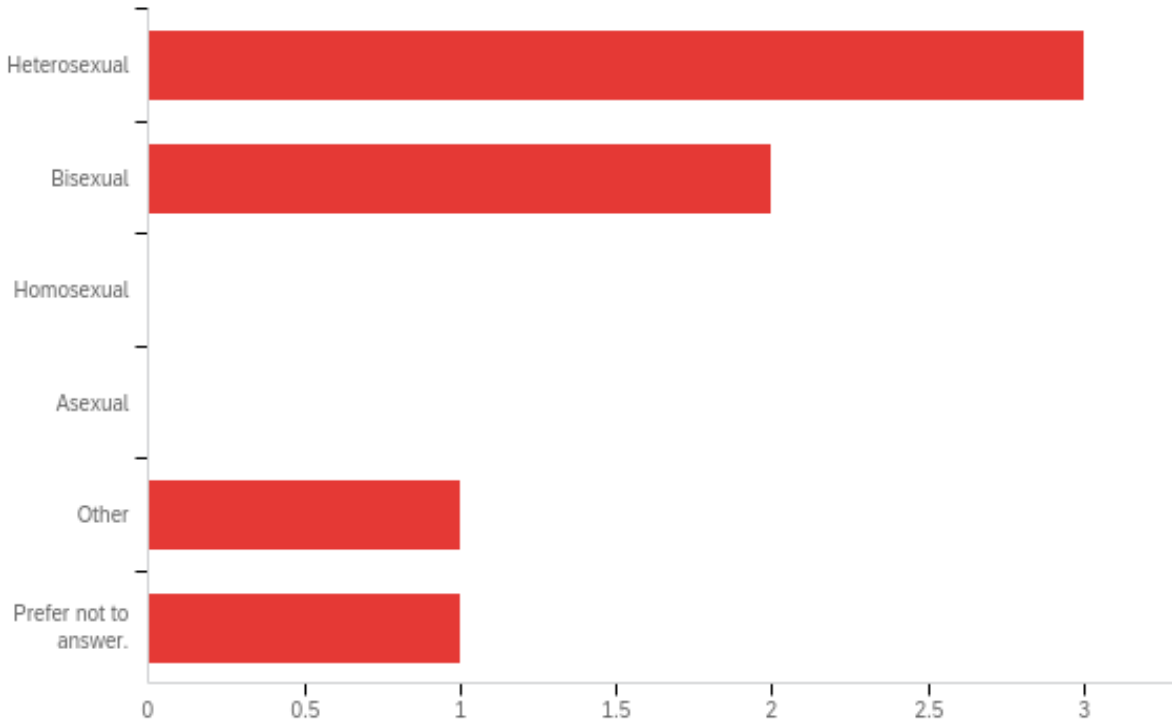
f

Female

remale

Nonbinary

Q3 - 3. Select your sexual orientation.



| # | Field | Minimum | Maximum | Mean | Std Deviation | Variance | Count |
|---|--|---------|---------|------|---------------|----------|-------|
| 1 | 3. Select your sexual orientation. - Selected Choice | 1.00 | 6.00 | 2.57 | 1.92 | 3.67 | 7 |

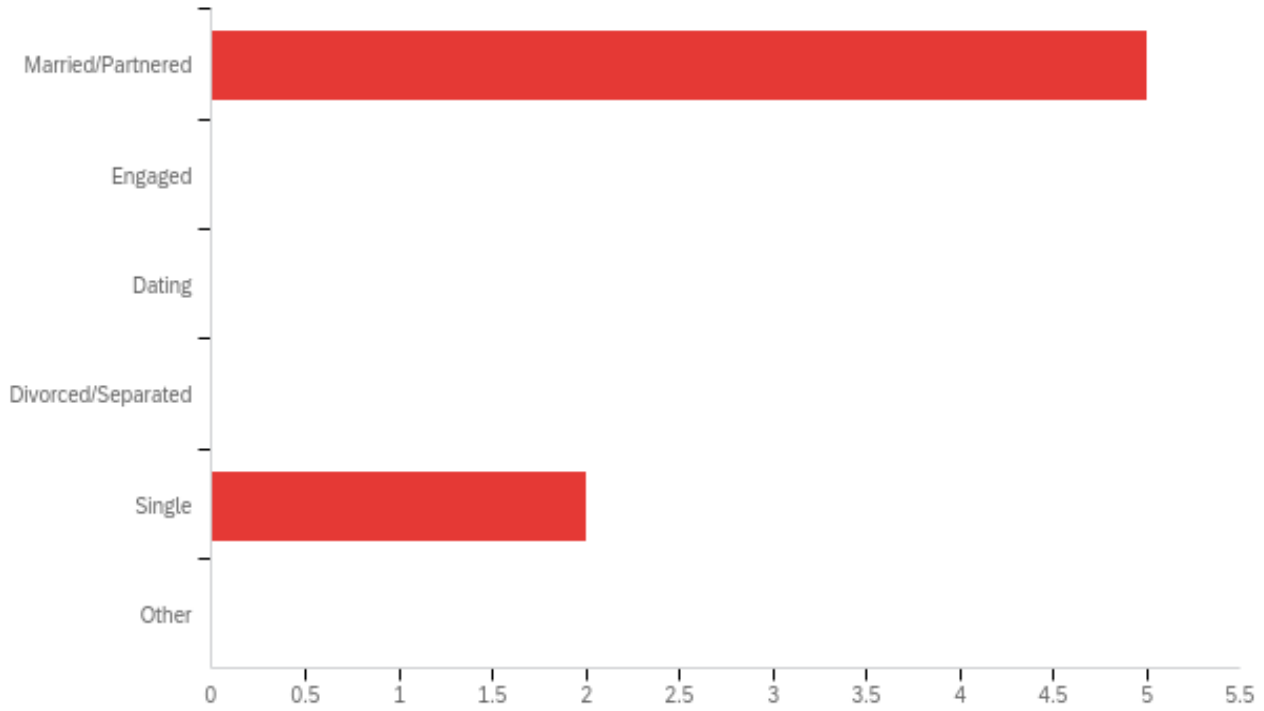
| # | Answer | % | Count |
|---|-----------------------|--------|-------|
| 1 | Heterosexual | 42.86% | 3 |
| 2 | Bisexual | 28.57% | 2 |
| 3 | Homosexual | 0.00% | 0 |
| 4 | Asexual | 0.00% | 0 |
| 5 | Other | 14.29% | 1 |
| 6 | Prefer not to answer. | 14.29% | 1 |
| | Total | 100% | 7 |

Q3_5_TEXT - Other

Other - Text

Pansexual

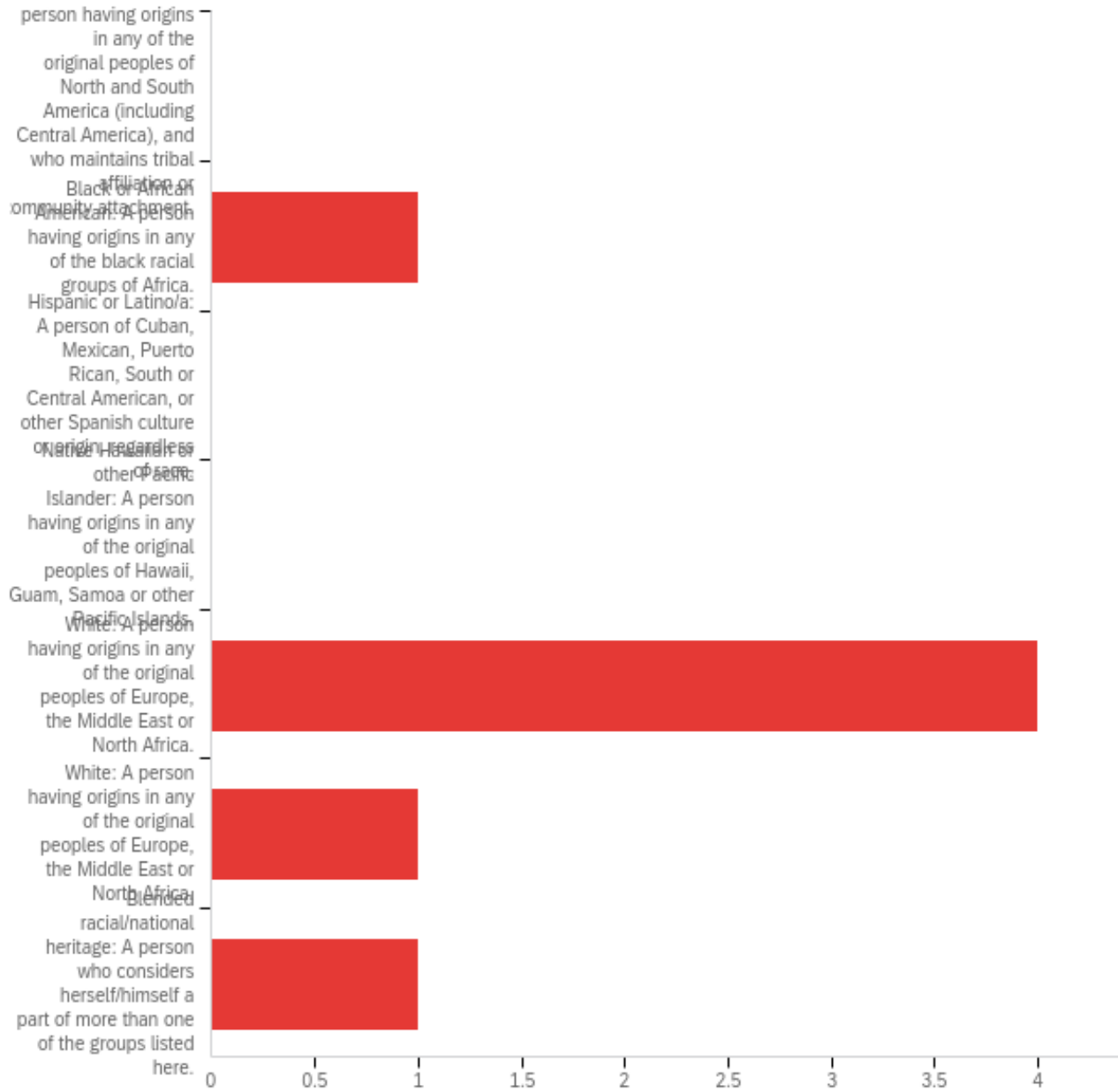
Q4 - 4. Select your partner status.



| # | Field | Minimum | Maximum | Mean | Std Deviation | Variance | Count |
|---|--------------------------------|---------|---------|------|---------------|----------|-------|
| 1 | 4. Select your partner status. | 1.00 | 5.00 | 2.14 | 1.81 | 3.27 | 7 |

| # | Answer | % | Count |
|---|--------------------|--------|-------|
| 1 | Married/Partnered | 71.43% | 5 |
| 2 | Engaged | 0.00% | 0 |
| 3 | Dating | 0.00% | 0 |
| 4 | Divorced/Separated | 0.00% | 0 |
| 5 | Single | 28.57% | 2 |
| 6 | Other | 0.00% | 0 |
| | Total | 100% | 7 |

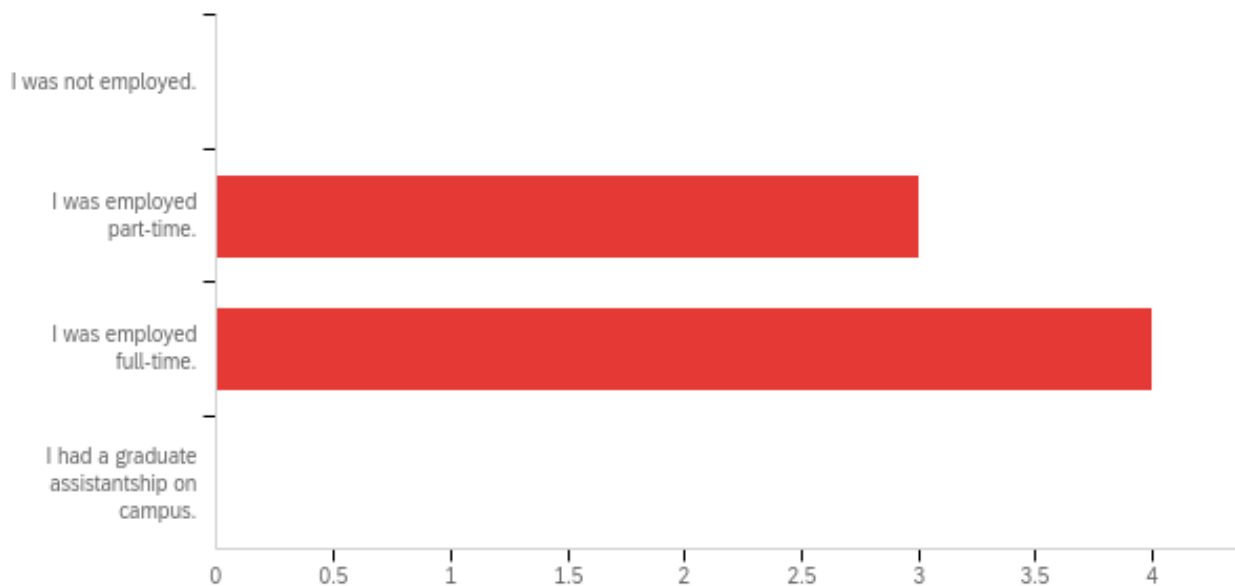
Q5 - 5. Select your ethnicity/race/national origin (mark one):



| # | Field | Minimum | Maximum | Mean | Std Deviation | Variance | Count |
|---|---|---------|---------|------|---------------|----------|-------|
| 1 | 5. Select your ethnicity/race/national origin (mark one): | 2.00 | 7.00 | 5.00 | 1.41 | 2.00 | 7 |

| # | Answer | % | Count |
|---|---|--------|-------|
| 1 | American Indian or Alaskan Native: A person having origins in any of the original peoples of North and South America (including Central America), and who maintains tribal affiliation or community attachment. | 0.00% | 0 |
| 2 | Black or African American: A person having origins in any of the black racial groups of Africa. | 14.29% | 1 |
| 3 | Hispanic or Latino/a: A person of Cuban, Mexican, Puerto Rican, South or Central American, or other Spanish culture or origin, regardless of race. | 0.00% | 0 |
| 4 | Native Hawaiian or other Pacific Islander: A person having origins in any of the original peoples of Hawaii, Guam, Samoa or other Pacific Islands. | 0.00% | 0 |
| 5 | White: A person having origins in any of the original peoples of Europe, the Middle East or North Africa. | 57.14% | 4 |
| 6 | White: A person having origins in any of the original peoples of Europe, the Middle East or North Africa. | 14.29% | 1 |
| 7 | Blended racial/national heritage: A person who considers herself/himself a part of more than one of the groups listed here. | 14.29% | 1 |
| | Total | 100% | 7 |

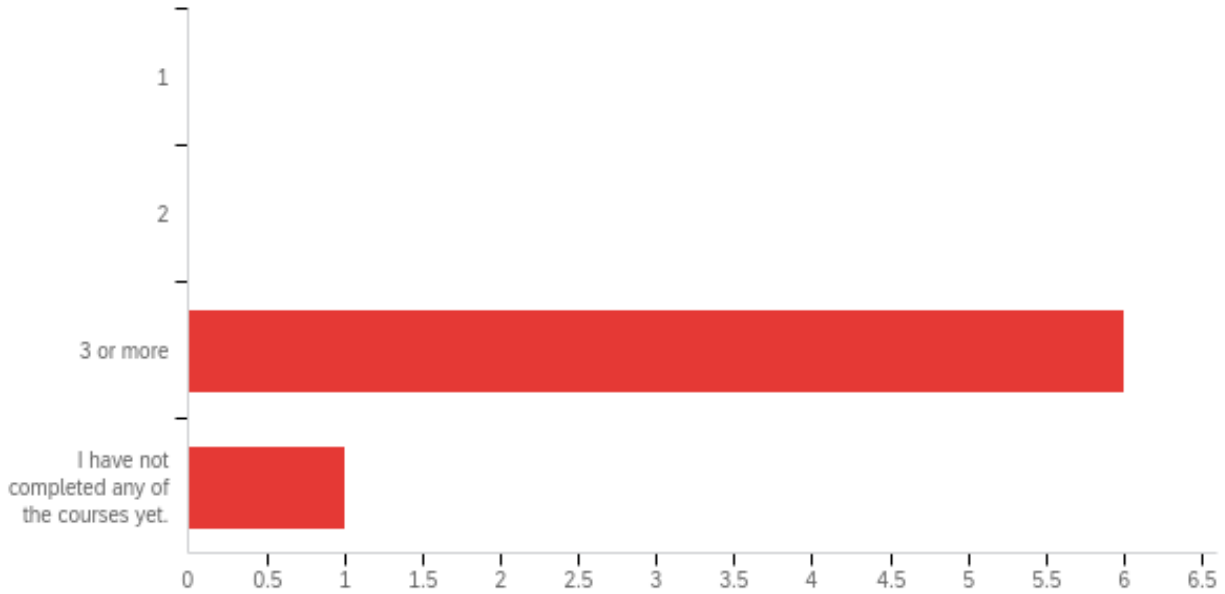
Q6 - 6. Choose the most appropriate answer that best represents your employment while you were enrolled as a student.



| # | Field | Minimum | Maximum | Mean | Std Deviation | Variance | Count |
|---|--|---------|---------|------|---------------|----------|-------|
| 1 | 6. Choose the most appropriate answer that best represents your employment while you were enrolled as a student. | 2.00 | 3.00 | 2.57 | 0.49 | 0.24 | 7 |

| # | Answer | % | Count |
|---|---|--------|-------|
| 1 | I was not employed. | 0.00% | 0 |
| 2 | I was employed part-time. | 42.86% | 3 |
| 3 | I was employed full-time. | 57.14% | 4 |
| 4 | I had a graduate assistantship on campus. | 0.00% | 0 |
| | Total | 100% | 7 |

Q7 - How many courses have you completed within the program?



| # | Field | Minimum | Maximum | Mean | Std Deviation | Variance | Count |
|---|---|---------|---------|------|---------------|----------|-------|
| 1 | How many courses have you completed within the program? | 3.00 | 4.00 | 3.14 | 0.35 | 0.12 | 7 |

| # | Answer | % | Count |
|---|--|--------|-------|
| 1 | 1 | 0.00% | 0 |
| 2 | 2 | 0.00% | 0 |
| 3 | 3 or more | 85.71% | 6 |
| 4 | I have not completed any of the courses yet. | 14.29% | 1 |
| | Total | 100% | 7 |

Q9 - When did you or do you expect to graduate?

| # | Answer | % | Count |
|----|--------|--------|-------|
| 0 | 2017 | 0.00% | 0 |
| 4 | 2018 | 0.00% | 0 |
| 8 | 2019 | 0.00% | 0 |
| 12 | 2020 | 0.00% | 0 |
| 16 | 2021 | 57.14% | 4 |
| 20 | 2022 | 42.86% | 3 |
| 24 | 2023 | 0.00% | 0 |
| 28 | 2024 | 0.00% | 0 |
| 32 | 2025 | 0.00% | 0 |
| | Total | 100% | 7 |

| # | Answer | % | Count |
|---|----------------|---------|-------|
| 1 | Spring, May | 100.00% | 7 |
| 2 | Fall, December | 0.00% | 0 |
| 3 | Summer, August | 0.00% | 0 |
| | Total | 100% | 7 |

Q10 - Please list any other graduate degree programs you are enrolled in.

Please list any other graduate degree programs you are enrolled in.

Clinical Mental Health Counseling MAE

MAE Counseling- Marriage, Couples, and Family

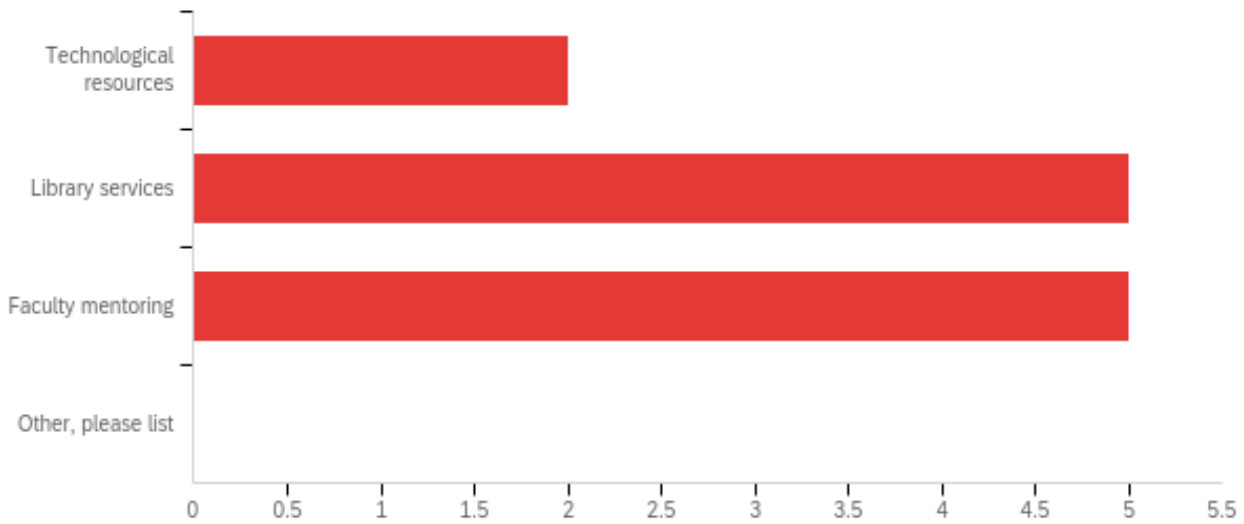
CMHC

CMHC

M.A.E Counseling- Marriage Family and Couples

CMHC

Q15 - What resources did you take advantage of while you were a graduate student in the Department of Counseling and Student Affairs (CACREP Section 3.D):

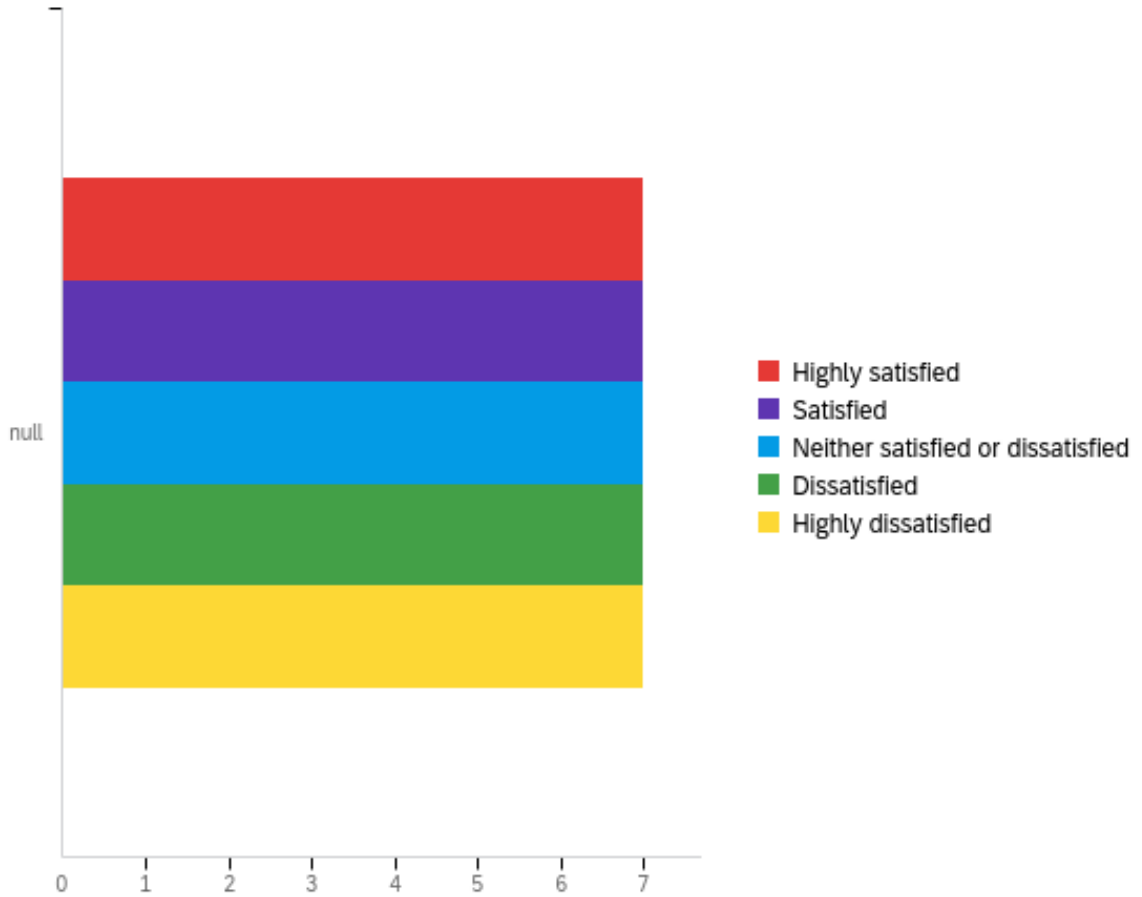


| # | Answer | % | Count |
|---|-------------------------|--------|-------|
| 1 | Technological resources | 16.67% | 2 |
| 2 | Library services | 41.67% | 5 |
| 3 | Faculty mentoring | 41.67% | 5 |
| 4 | Other, please list | 0.00% | 0 |
| | Total | 100% | 12 |

Q15_4_TEXT - Other, please list

Other, please list - Text

Q16 - Please rate your satisfaction with the program. (APR B.4b)

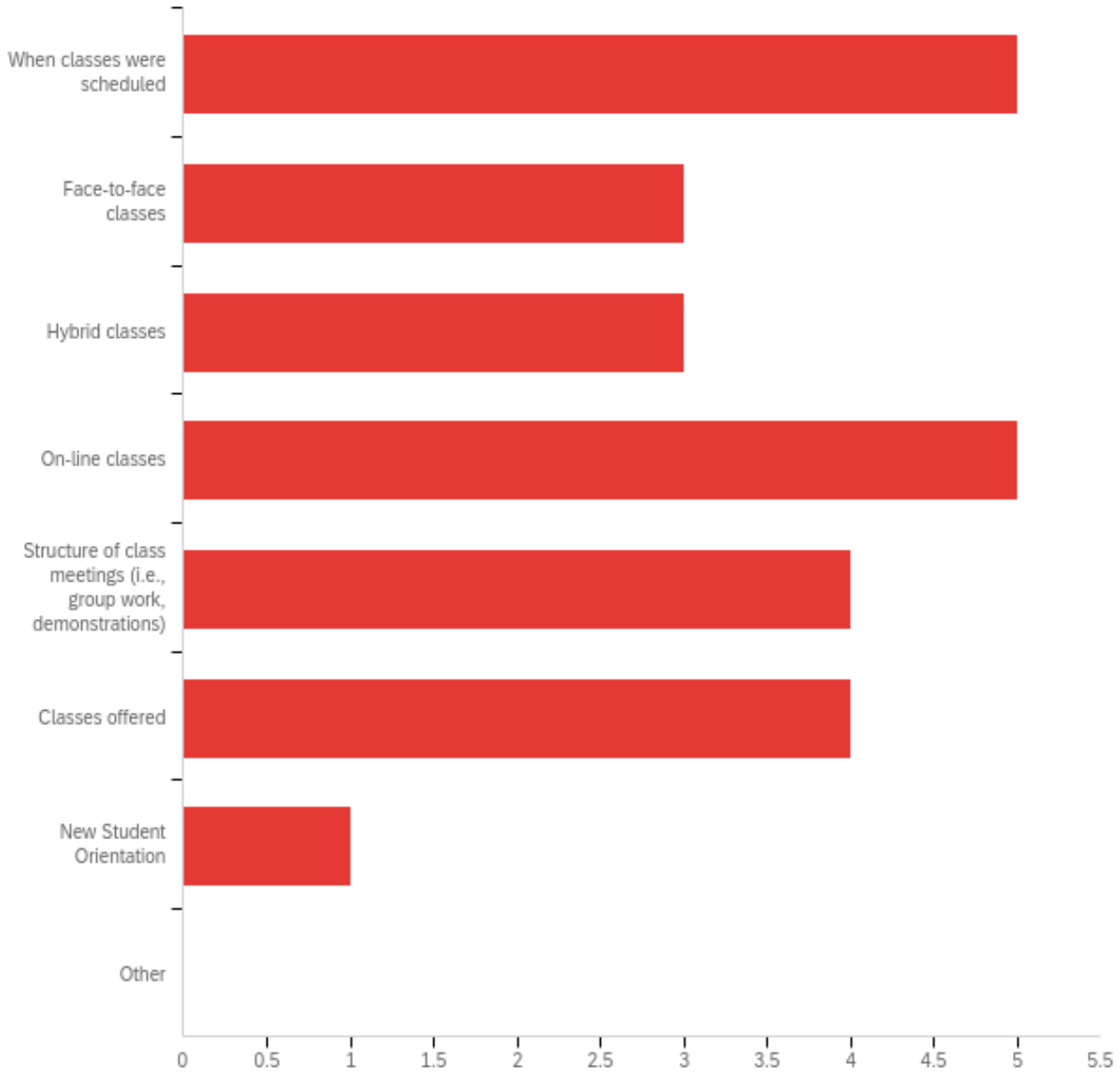


| # | Field | Minimum | Maximum | Mean | Std Deviation | Variance | Count |
|---|-----------------------------------|---------|---------|------|---------------|----------|-------|
| 1 | Highly satisfied | 0.00 | 0.00 | 0.00 | 0.00 | 0.00 | 0 |
| 2 | Satisfied | 0.00 | 0.00 | 0.00 | 0.00 | 0.00 | 0 |
| 3 | Neither satisfied or dissatisfied | 0.00 | 0.00 | 0.00 | 0.00 | 0.00 | 0 |
| 4 | Dissatisfied | 0.00 | 0.00 | 0.00 | 0.00 | 0.00 | 0 |
| 5 | Highly dissatisfied | 0.00 | 0.00 | 0.00 | 0.00 | 0.00 | 0 |

| # | Question | null | Total |
|------------------|------------------|---------|-------|
| Highly satisfied | Highly satisfied | 100.00% | 7 |
| Satisfied | Satisfied | 100.00% | 7 |

| | | | | |
|-----------------------------------|-----------------------------------|---------|---|---|
| Neither satisfied or dissatisfied | Neither satisfied or dissatisfied | 100.00% | 7 | 7 |
| Dissatisfied | Dissatisfied | 100.00% | 7 | 7 |
| Highly dissatisfied | Highly dissatisfied | 100.00% | 7 | 7 |

Q17 - The Department of Counseling and Student Affairs is committed to providing quality programs and maintaining highly satisfied students and graduates. (APR E.1) Please check any of the following that you experienced as strengths of the program: Curriculum and Programming Please insert comments next to any of the strengths.



| # | Answer | % | Count |
|---|-----------------------------|--------|-------|
| 1 | When classes were scheduled | 20.00% | 5 |
| 2 | Face-to-face classes | 12.00% | 3 |
| 3 | Hybrid classes | 12.00% | 3 |

| | | | |
|---|--|--------|----|
| 4 | On-line classes | 20.00% | 5 |
| 5 | Structure of class meetings (i.e., group work, demonstrations) | 16.00% | 4 |
| 6 | Classes offered | 16.00% | 4 |
| 7 | New Student Orientation | 4.00% | 1 |
| 8 | Other | 0.00% | 0 |
| | Total | 100% | 25 |

Q17_1_TEXT - When classes were scheduled

When classes were scheduled - Text

,

Having classes scheduled later in the day was a great strength and help for me as it allowed me to still work a full time job in order to support myself during the program.

I'd prefer the mornings

Q17_2_TEXT - Face-to-face classes

Face-to-face classes - Text

,

This was the best format in my opinion as it allowed me to ask questions in real time but also collaborate with other students more consistently.

Not enough

Q17_3_TEXT - Hybrid classes

Hybrid classes - Text

This was a good combination

Q17_4_TEXT - On-line classes

On-line classes - Text

,

This format was helpful for scheduling purposes and allowed me to take extra classes as needed to fit them in along with other classes for my MAE.

Not a fan, but it was flexible

Q17_5_TEXT - Structure of class meetings (i.e., group work, demonstrations)

Structure of class meetings (i.e., group work, demonstrations) - Text

,

Perfect

Q17_6_TEXT - Classes offered

Classes offered - Text

,

The classes offered were diverse and helpful, I only wish I had more time to take more of them.

I need more suicide prevention curriculum

Q17_7_TEXT - New Student Orientation

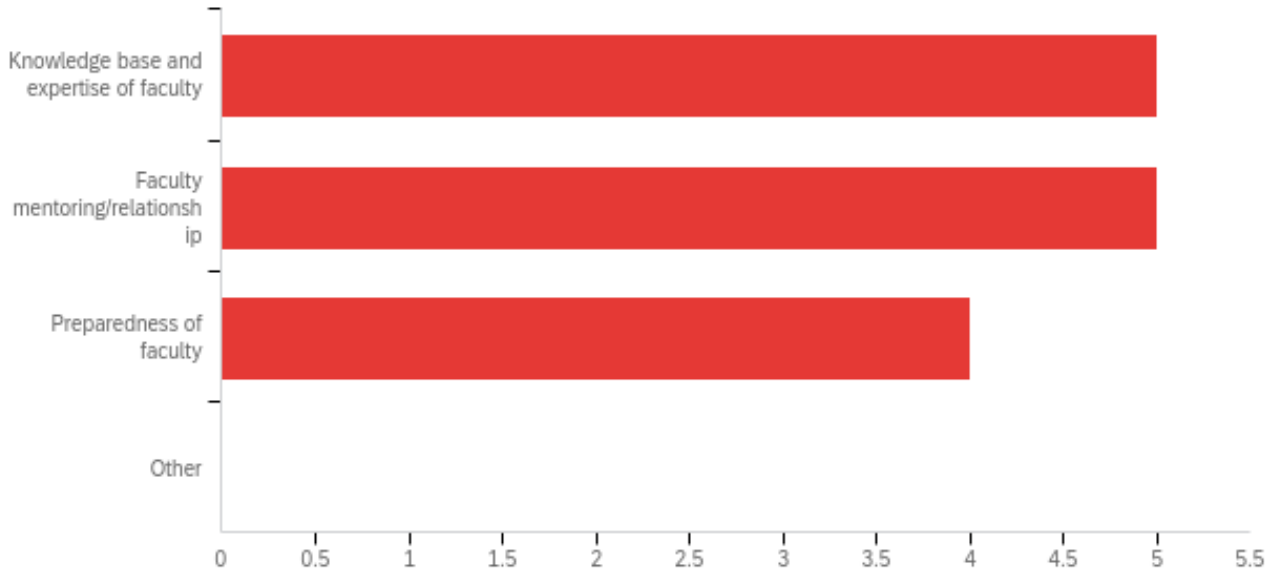
New Student Orientation - Text

Not detailed enough

Q17_8_TEXT - Other

Other - Text

Q18 - The Department of Counseling and Student Affairs is committed to providing quality programs and maintaining highly satisfied students and graduates. (APR E.1) Please check any of the following that you experienced as strengths of the program:
Faculty Please insert comments next to any of the strengths.



| # | Answer | % | Count |
|---|---|--------|-------|
| 1 | Knowledge base and expertise of faculty | 35.71% | 5 |
| 2 | Faculty mentoring/relationship | 35.71% | 5 |
| 3 | Preparedness of faculty | 28.57% | 4 |
| 4 | Other | 0.00% | 0 |
| | Total | 100% | 14 |

Q18_1_TEXT - Knowledge base and expertise of faculty

Knowledge base and expertise of faculty - Text

,

The expertise and professionalism of the faculty is a great strength of the program. They are always able to help with questions and concerns I had regarding professional development as well as side endeavors I was interested in academically.

Top notch and I feel like I can ask them anything

Q18_2_TEXT - Faculty mentoring/relationship

Faculty mentoring/relationship - Text

,

All of the faculty I reached out to were absolutely amazing and ready to help with anything I that I needed throughout the program.

Loved Dr.Pence always wanting the best for her students

Q18_3_TEXT - Preparedness of faculty

Preparedness of faculty - Text

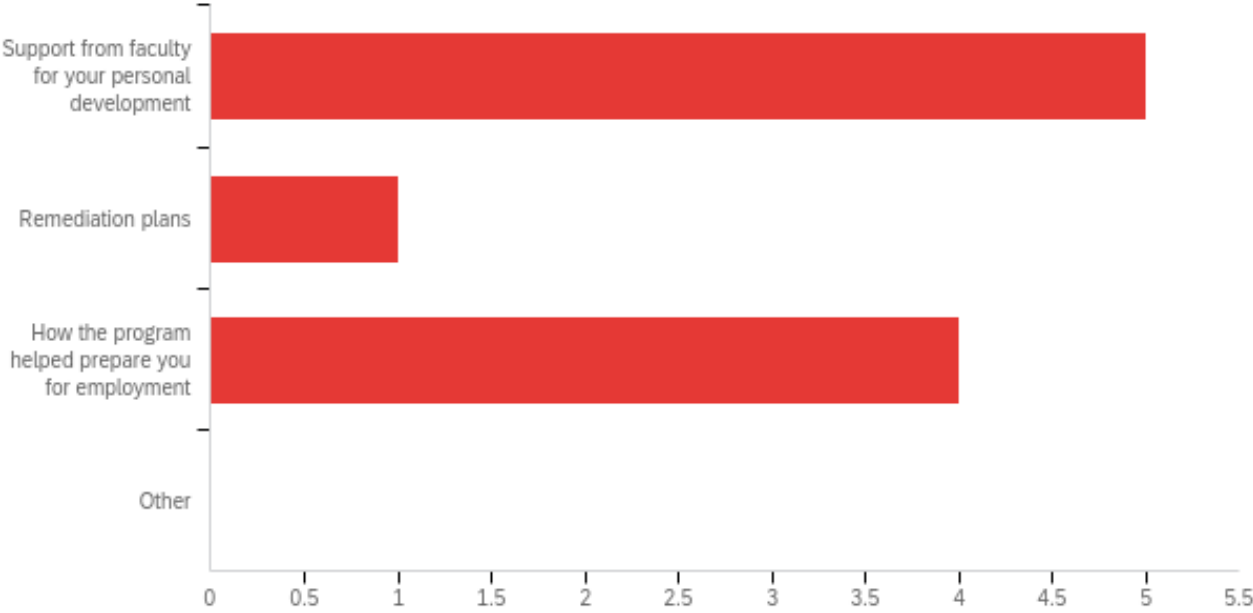
,

Dr.Jenkins always changes things at the last minutes

Q18_4_TEXT - Other

Other - Text

Q19 - The Department of Counseling and Student Affairs is committed to providing quality programs and maintaining highly satisfied students and graduates. (APR E.1) Please check any of the following that you experienced as strengths of the program: Personal and Professional Development Please insert comments next to any of the strengths.



| # | Answer | % | Count |
|---|--|--------|-------|
| 1 | Support from faculty for your personal development | 50.00% | 5 |
| 2 | Remediation plans | 10.00% | 1 |
| 3 | How the program helped prepare you for employment | 40.00% | 4 |
| 4 | Other | 0.00% | 0 |
| | Total | 100% | 10 |

Q19_1_TEXT - Support from faculty for your personal development

Support from faculty for your personal development - Text

,
 Exemplary! The faculty was so amazingly supportive in all things. I am so thankful for the support I received and the ability to ask questions about the process and my future.

Top notch

Q19_2_TEXT - Remediation plans

Remediation plans - Text

Not applicable

Q19_3_TEXT - How the program helped prepare you for employment

How the program helped prepare you for employment - Text

,

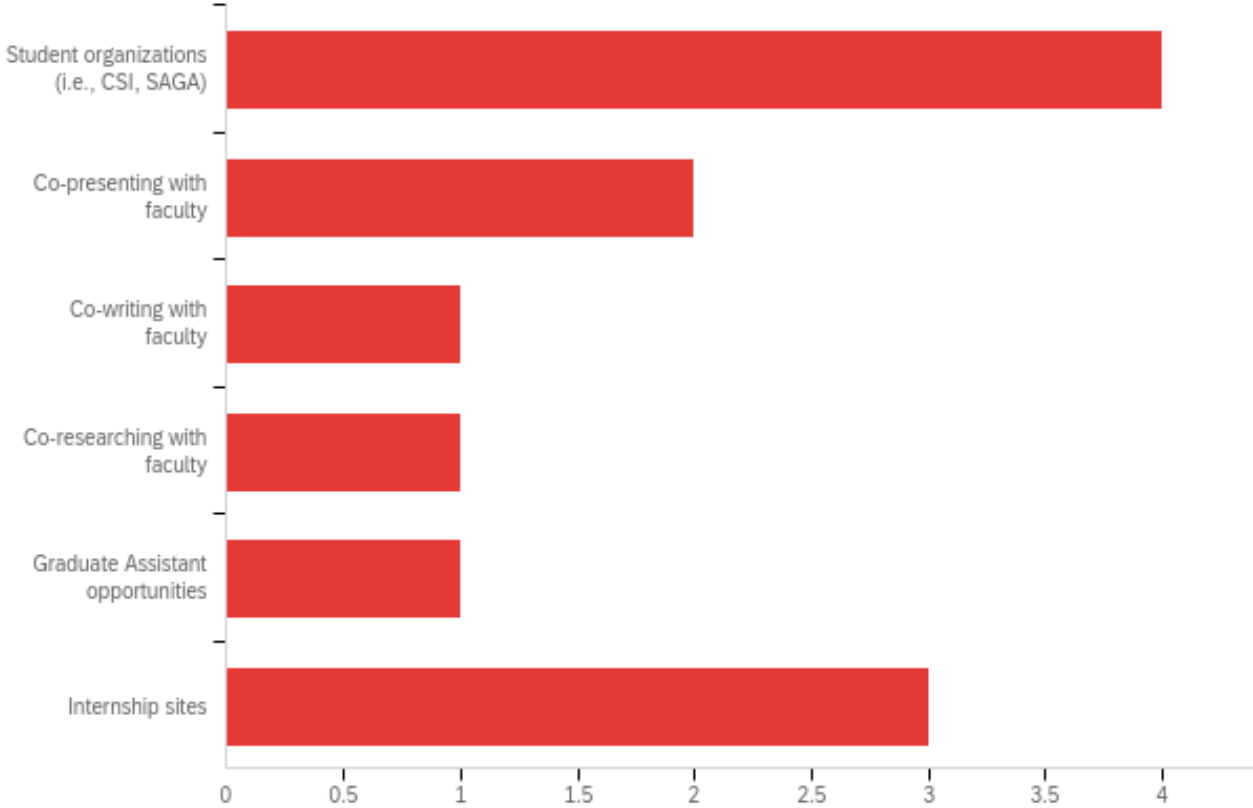
The program more than prepared me for my future in counseling clients struggling with addiction. I was able to learn an immense amount of experience and gain knowledge that will continue to support my future endeavors. Also the connections I made within the program will continue to support me in the future.

Definitely the Counseling theories class helped the most and group counseling

Q19_4_TEXT - Other

Other - Text

Q20 - The Department of Counseling and Student Affairs is committed to providing quality programs and maintaining highly satisfied students and graduates. (APR E.1) Please check any of the following that you experienced as strengths of the program: Professional Development Opportunities Please insert comments next to any of the strengths.



| # | Answer | % | Count |
|---|---|--------|-------|
| 1 | Student organizations (i.e., CSI, SAGA) | 33.33% | 4 |
| 2 | Co-presenting with faculty | 16.67% | 2 |
| 3 | Co-writing with faculty | 8.33% | 1 |
| 4 | Co-researching with faculty | 8.33% | 1 |
| 5 | Graduate Assistant opportunities | 8.33% | 1 |
| 6 | Internship sites | 25.00% | 3 |
| | Total | 100% | 12 |

Q20_1_TEXT - Student organizations (i.e., CSI, SAGA)

Student organizations (i.e., CSI, SAGA) - Text

,

I participated in CSI and gained a vast wealth of knowledge and a great deal of connections as part of the organization.

I love CSI

Q20_2_TEXT - Co-presenting with faculty

Co-presenting with faculty - Text

I have not presented yet, but plan to do so in the next few weeks and am honored for the opportunity to do so.

Not applicable

Q20_3_TEXT - Co-writing with faculty

Co-writing with faculty - Text

Not applicable

Q20_4_TEXT - Co-researching with faculty

Co-researching with faculty - Text

Not applicable

Q20_5_TEXT - Graduate Assistant opportunities

Graduate Assistant opportunities - Text

Not applicable

Q20_6_TEXT - Internship sites

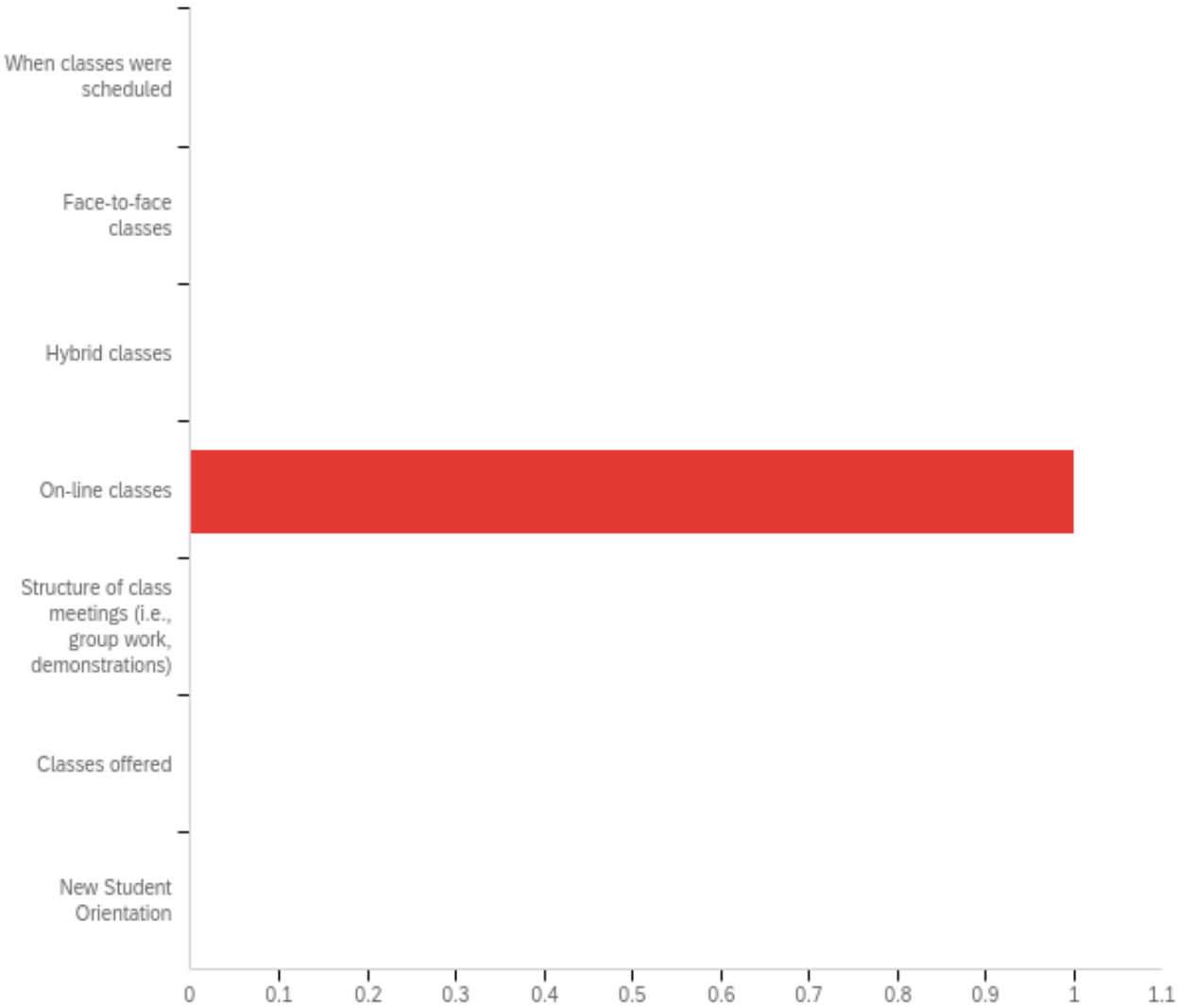
Internship sites - Text

,

I was appreciative for the vast number of initial sites for internship. Due to covid we were limited to a few that were able to take us in and I am thankful I ended up where I did!

I think there could be more options, but I'm satisfied with the one I chose

Q21 - The Department of Counseling and Student Affairs is committed to providing quality programs and maintaining highly satisfied students and graduates. (APR E.1) Please check any of the following that you experienced as weaknesses of the program: Curriculum and Programming Please insert comments next to any of the weaknesses.



| # | Answer | % | Count |
|---|--|---------|-------|
| 1 | When classes were scheduled | 0.00% | 0 |
| 2 | Face-to-face classes | 0.00% | 0 |
| 3 | Hybrid classes | 0.00% | 0 |
| 4 | On-line classes | 100.00% | 1 |
| 5 | Structure of class meetings (i.e., group work, demonstrations) | 0.00% | 0 |
| 6 | Classes offered | 0.00% | 0 |

| | | | |
|---|-------------------------|-------|---|
| 7 | New Student Orientation | 0.00% | 0 |
| | Total | 100% | 1 |

Q21_1_TEXT - When classes were scheduled

When classes were scheduled - Text

Q21_2_TEXT - Face-to-face classes

Face-to-face classes - Text

Q21_3_TEXT - Hybrid classes

Hybrid classes - Text

Q21_4_TEXT - On-line classes

On-line classes - Text

On line classes though helpful are a bit of a weakness in that they do not allow for the person to person experience that I tend to learn more from. They make me feel disconnected from my cohort at times.

Q21_5_TEXT - Structure of class meetings (i.e., group work, demonstrations)

Structure of class meetings (i.e., group work, demonstrations) - Text

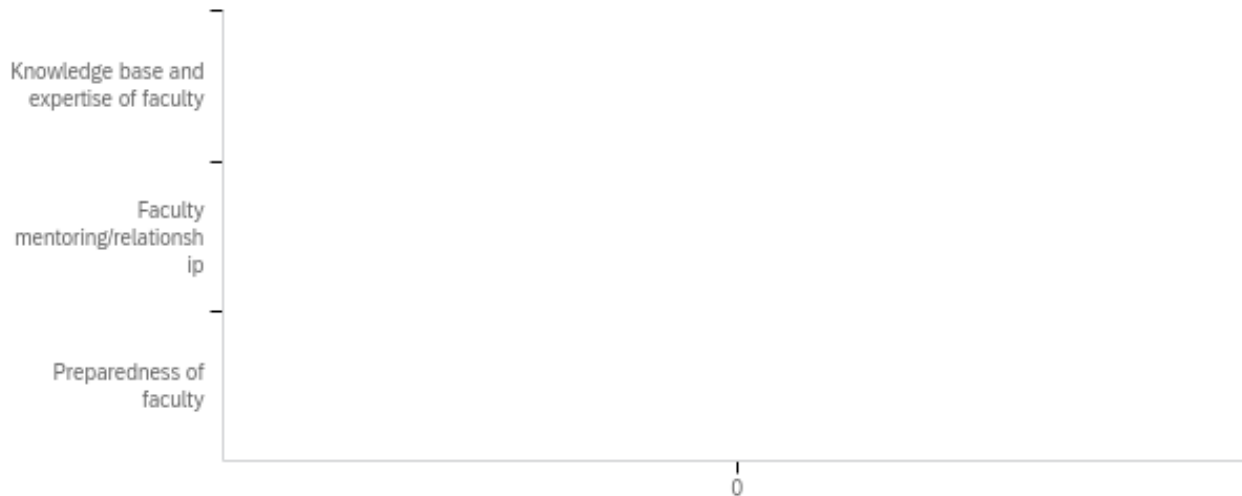
Q21_6_TEXT - Classes offered

Classes offered - Text

Q21_7_TEXT - New Student Orientation

New Student Orientation - Text

Q22 - The Department of Counseling and Student Affairs is committed to providing quality programs and maintaining highly satisfied students and graduates. (APR E.1) Please check any of the following that you experienced as weaknesses of the program:
Faculty Please insert comments next to any of the weaknesses.



| # | Answer | % | Count |
|---|---|-------|-------|
| 1 | Knowledge base and expertise of faculty | 0.00% | 0 |
| 2 | Faculty mentoring/relationship | 0.00% | 0 |
| 3 | Preparedness of faculty | 0.00% | 0 |
| | Total | | 0 |

Q22_1_TEXT - Knowledge base and expertise of faculty
 Knowledge base and expertise of faculty - Text

Q22_2_TEXT - Faculty mentoring/relationship
 Faculty mentoring/relationship - Text

Q22_3_TEXT - Preparedness of faculty
 Preparedness of faculty - Text

Q23 - The Department of Counseling and Student Affairs is committed to providing quality programs and maintaining highly satisfied students and graduates. (APR E.1) Please check any of the following that you experienced as weaknesses of the program: Personal and Professional Development Please insert comments next to any of the weaknesses.



| # | Answer | % | Count |
|---|--|-------|-------|
| 1 | Support from faculty for your personal development | 0.00% | 0 |
| 2 | Remediation plans | 0.00% | 0 |
| 3 | How the program helped prepare you for employment | 0.00% | 0 |
| | Total | | 0 |

Q23_1_TEXT - Support from faculty for your personal development

Support from faculty for your personal development - Text

Q23_2_TEXT - Remediation plans

Remediation plans - Text

Q23_3_TEXT - How the program helped prepare you for employment

How the program helped prepare you for employment - Text

Q24 - The Department of Counseling and Student Affairs is committed to providing quality programs and maintaining highly satisfied students and graduates. (APR E.1) Please check any of the following that you experienced as weaknesses of the program: Professional Development Opportunities Please insert comments next to any of the weaknesses.



| # | Answer | % | Count |
|---|---|-------|-------|
| 1 | Student organizations (i.e., CSI, SAGA) | 0.00% | 0 |
| 2 | Co-presenting with faculty | 0.00% | 0 |
| 3 | Co-writing with faculty | 0.00% | 0 |
| 4 | Co-researching with faculty | 0.00% | 0 |
| 5 | Graduate Assistant opportunities | 0.00% | 0 |
| 6 | Internship sites | 0.00% | 0 |
| | Total | | 0 |

Q24_1_TEXT - Student organizations (i.e., CSI, SAGA)
Student organizations (i.e., CSI, SAGA) - Text

Q24_2_TEXT - Co-presenting with faculty
Co-presenting with faculty - Text

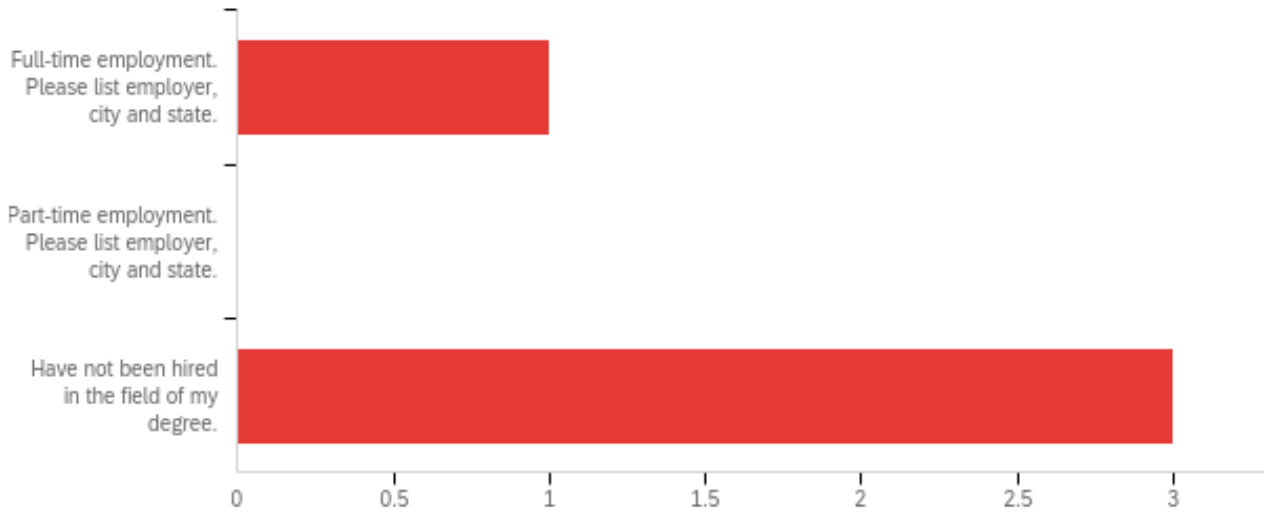
Q24_3_TEXT - Co-writing with faculty
Co-writing with faculty - Text

Q24_4_TEXT - Co-researching with faculty
Co-researching with faculty - Text

Q24_5_TEXT - Graduate Assistant opportunities
Graduate Assistant opportunities - Text

Q24_6_TEXT - Internship sites
Internship sites - Text

Q26 - Have you gained employment in the field of this program? (APR B.5) Please choose the most appropriate response.



| # | Field | Minimum | Maximum | Mean | Std Deviation | Variance | Count |
|---|---|---------|---------|------|---------------|----------|-------|
| 1 | Have you gained employment in the field of this program? (APR B.5) Please choose the most appropriate response. - Selected Choice | 1.00 | 3.00 | 2.50 | 0.87 | 0.75 | 4 |

| # | Answer | % | Count |
|---|---|--------|-------|
| 1 | Full-time employment. Please list employer, city and state. | 25.00% | 1 |
| 2 | Part-time employment. Please list employer, city and state. | 0.00% | 0 |
| 3 | Have not been hired in the field of my degree. | 75.00% | 3 |
| | Total | 100% | 4 |

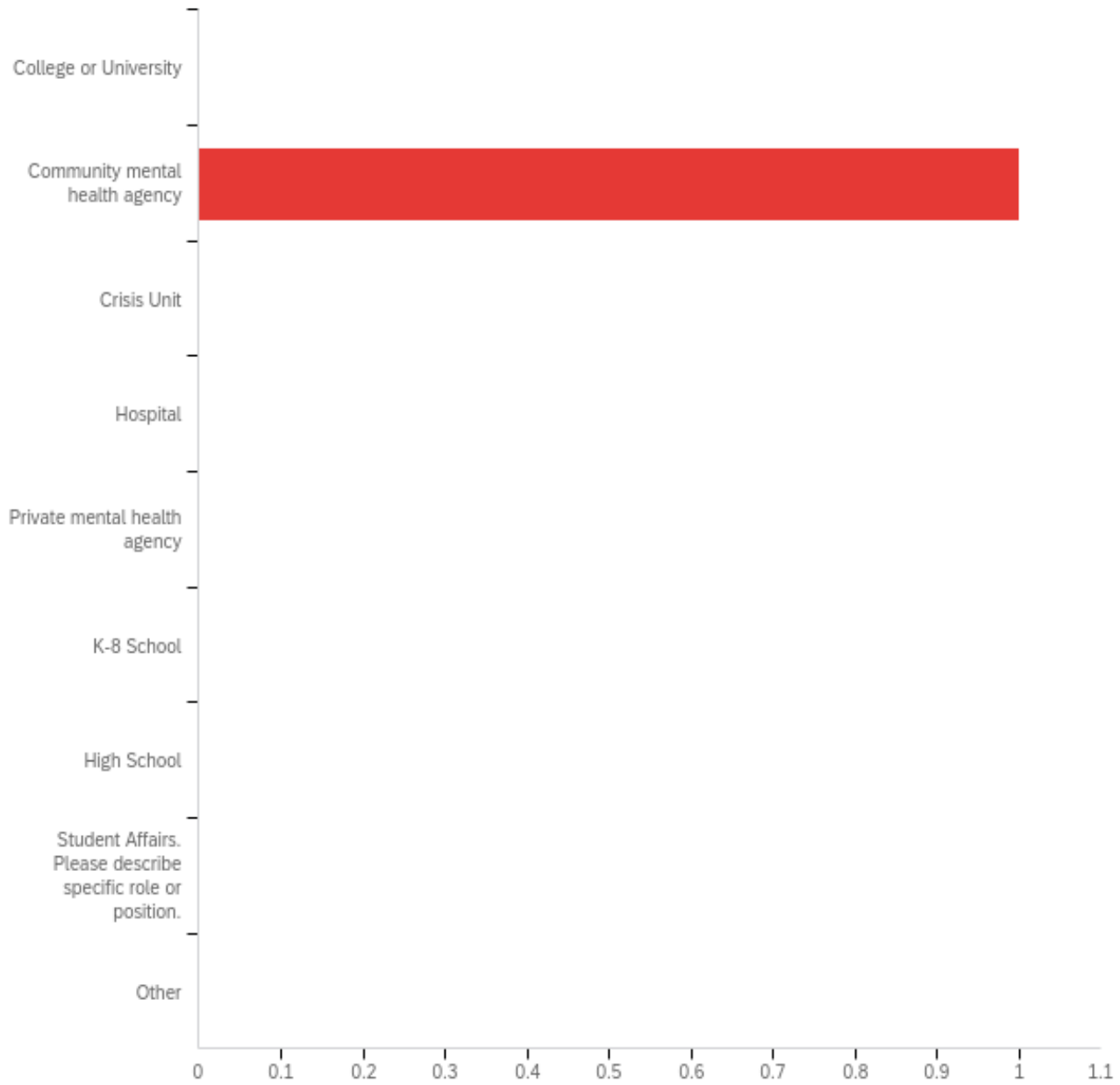
Q26_1_TEXT - Full-time employment. Please list employer, city and state.

Full-time employment. Please list employer, city and state. - Text

Owensboro Ky

Q26_2_TEXT - Part-time employment. Please list employer, city and state.
Part-time employment. Please list employer, city and state. - Text

Q27 - If you gained employment, please describe the setting of your employer.



| # | Field | Minimum | Maximum | Mean | Std Deviation | Variance | Count |
|---|---|---------|---------|------|---------------|----------|-------|
| 1 | If you gained employment, please describe the setting of your employer. - Selected Choice | 2.00 | 2.00 | 2.00 | 0.00 | 0.00 | 1 |

| # | Answer | % | Count |
|---|---|---------|-------|
| 1 | College or University | 0.00% | 0 |
| 2 | Community mental health agency | 100.00% | 1 |
| 3 | Crisis Unit | 0.00% | 0 |
| 4 | Hospital | 0.00% | 0 |
| 5 | Private mental health agency | 0.00% | 0 |
| 6 | K-8 School | 0.00% | 0 |
| 7 | High School | 0.00% | 0 |
| 8 | Student Affairs. Please describe specific role or position. | 0.00% | 0 |
| 9 | Other | 0.00% | 0 |
| | Total | 100% | 1 |

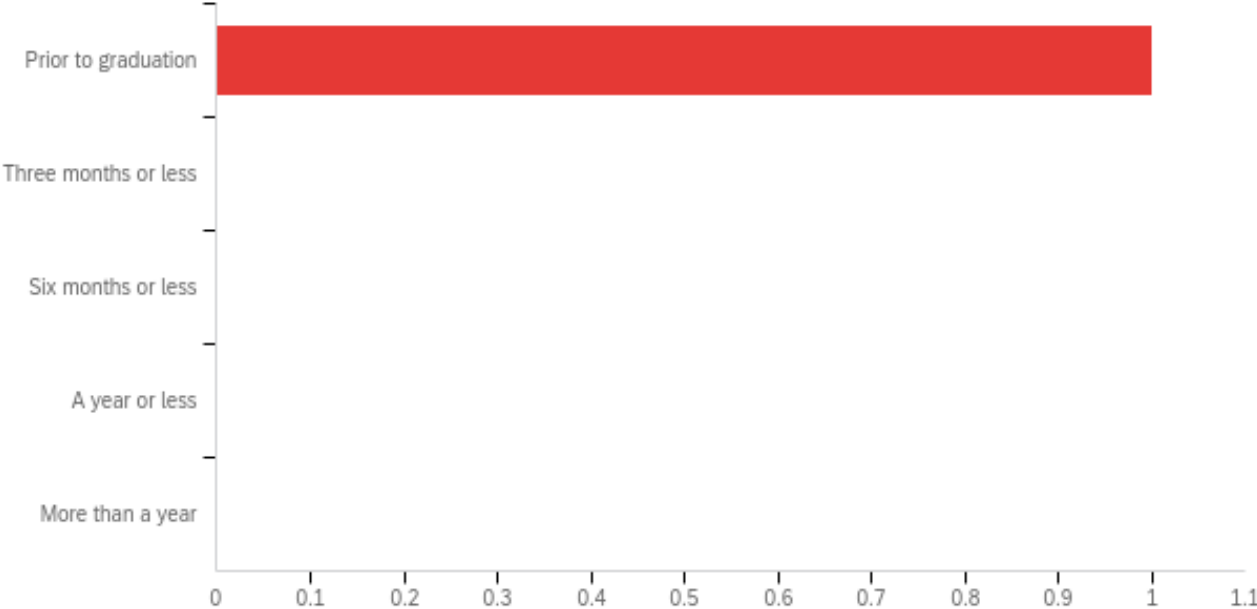
Q27_8_TEXT - Student Affairs. Please describe specific role or position.

Student Affairs. Please describe specific role or position. - Text

Q27_9_TEXT - Other

Other - Text

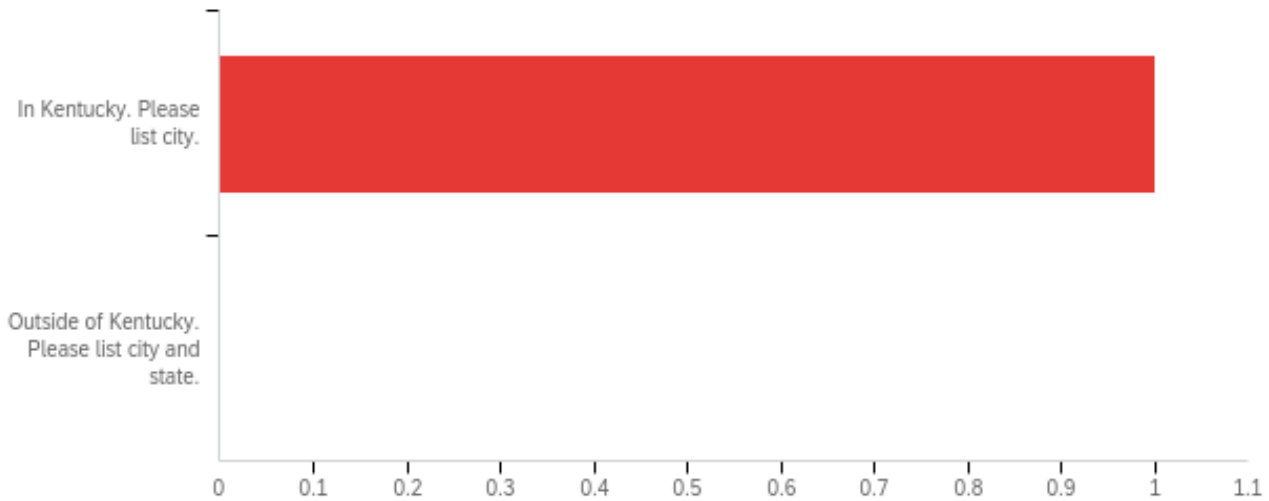
Q28 - If you gained employment in your respective field, how long after you graduated were you employed?



| # | Field | Minimum | Maximum | Mean | Std Deviation | Variance | Count |
|---|--|---------|---------|------|---------------|----------|-------|
| 1 | If you gained employment in your respective field, how long after you graduated were you employed? | 1.00 | 1.00 | 1.00 | 0.00 | 0.00 | 1 |

| # | Answer | % | Count |
|---|----------------------|---------|-------|
| 1 | Prior to graduation | 100.00% | 1 |
| 2 | Three months or less | 0.00% | 0 |
| 3 | Six months or less | 0.00% | 0 |
| 4 | A year or less | 0.00% | 0 |
| 5 | More than a year | 0.00% | 0 |
| | Total | 100% | 1 |

Q29 - If you gained employment, where did you secure employment? (APR B.5)



| # | Field | Minimum | Maximum | Mean | Std Deviation | Variance | Count |
|---|--|---------|---------|------|---------------|----------|-------|
| 1 | If you gained employment, where did you secure employment? (APR B.5) - Selected Choice | 1.00 | 1.00 | 1.00 | 0.00 | 0.00 | 1 |

| # | Answer | % | Count |
|---|--|---------|-------|
| 1 | In Kentucky. Please list city. | 100.00% | 1 |
| 2 | Outside of Kentucky. Please list city and state. | 0.00% | 0 |
| | Total | 100% | 1 |

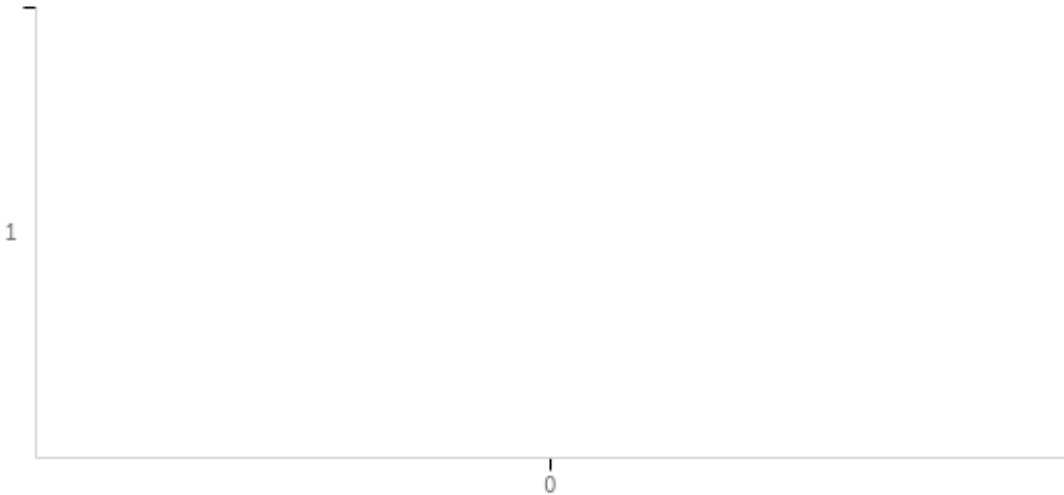
Q29_1_TEXT - In Kentucky. Please list city.

In Kentucky. Please list city. - Text

Q29_2_TEXT - Outside of Kentucky. Please list city and state.

Outside of Kentucky. Please list city and state. - Text

Q37 - We are interested in your feedback regarding how we can better recruit and attract underrepresented students to our programs. Please share below.



| # | Field | Minimum | Maximum | Mean | Std Deviation | Variance | Count |
|---|---|---------|---------|------|---------------|----------|-------|
| 1 | We are interested in your feedback regarding how we can better recruit and attract underrepresented students to our programs. Please share below. - Selected Choice | 0.00 | 0.00 | 0.00 | 0.00 | 0.00 | 0 |

| # | Answer | % | Count |
|---|--------|-------|-------|
| 1 | 1 | 0.00% | 0 |
| | Total | | 0 |

Q37_1_TEXT - No Name

1 - Text

Q33 - Do you have any other comments/suggestions you would like to share to help improve the courses and the Department of Counseling and Student Affairs?

Do you have any other comments/suggestions you would like to share to help improve the courses and the Department of Counseling and Student Affairs?

Need more community activities and connectedness