

Default Report

Cert in CCR Student Satisfaction Survey 2021 May
May 10th 2021, 11:27 am CDT

Q1 - 1. List your age.

1. List your age.

30

25

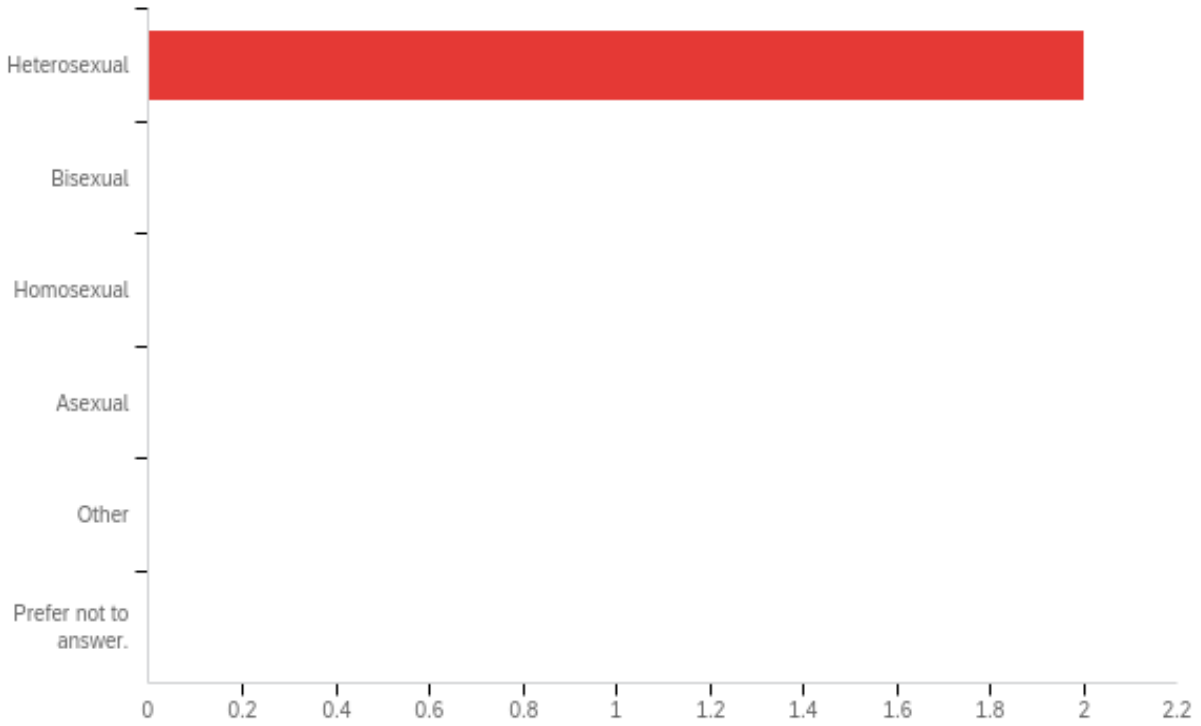
Q2 - 2. List the gender with which you identify.

2. List the gender with which you identify.

Female

Male

Q3 - 3. Select your sexual orientation.



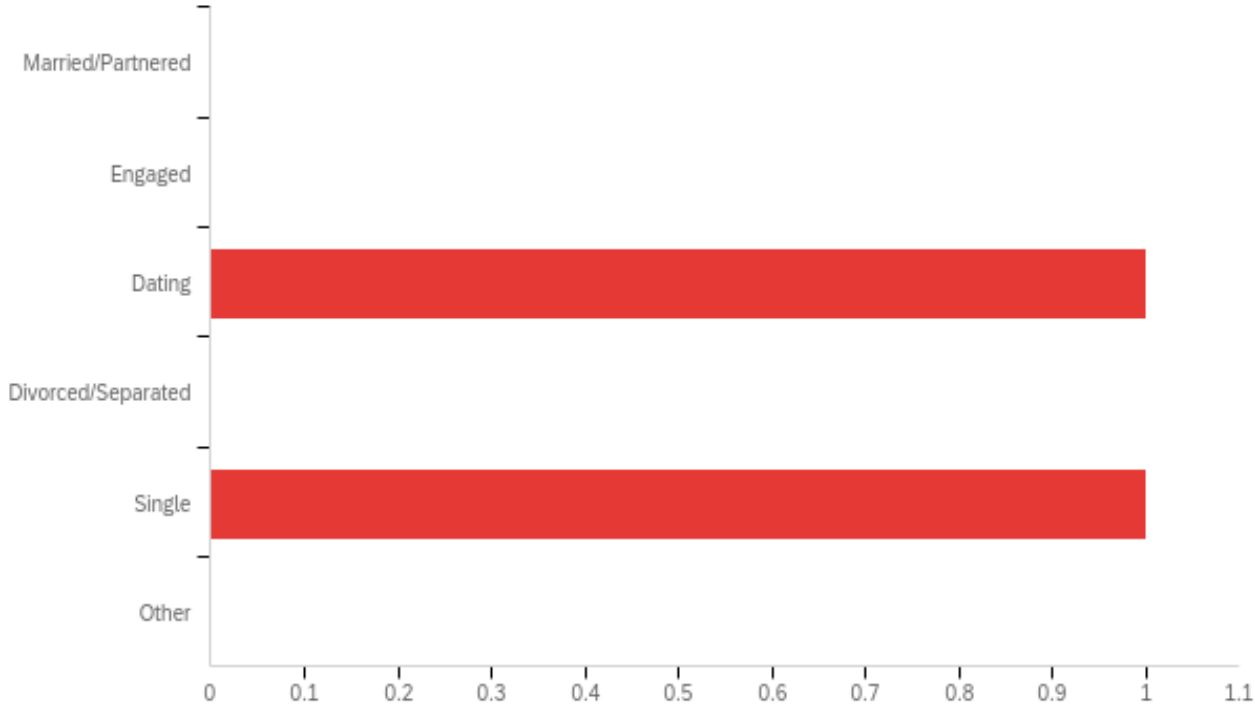
#	Field	Minimum	Maximum	Mean	Std Deviation	Variance	Count
1	3. Select your sexual orientation. - Selected Choice	1.00	1.00	1.00	0.00	0.00	2

#	Answer	%	Count
1	Heterosexual	100.00%	2
2	Bisexual	0.00%	0
3	Homosexual	0.00%	0
4	Asexual	0.00%	0
5	Other	0.00%	0
6	Prefer not to answer.	0.00%	0
	Total	100%	2

Q3_5_TEXT - Other

Other - Text

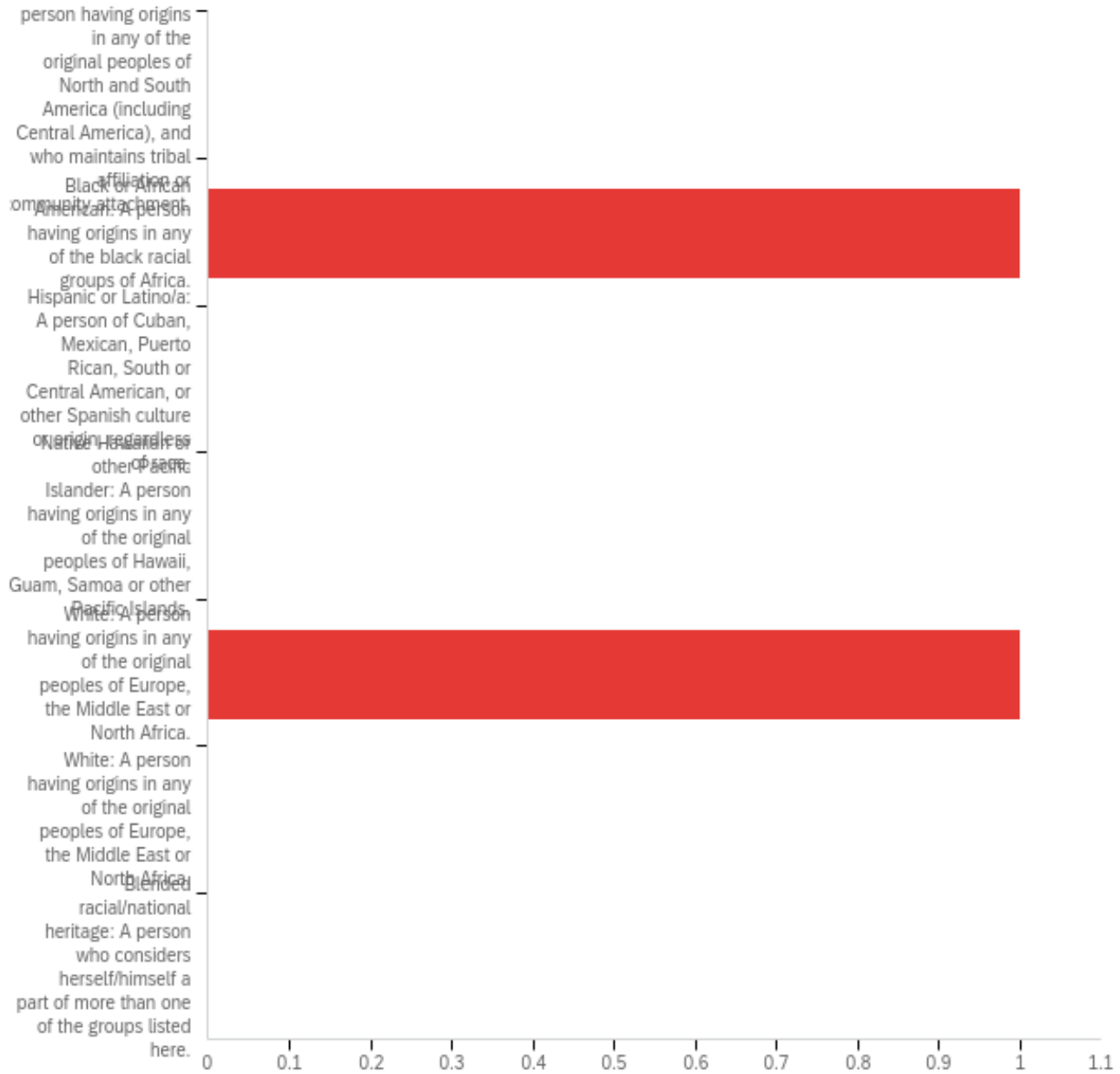
Q4 - 4. Select your partner status.



#	Field	Minimum	Maximum	Mean	Std Deviation	Variance	Count
1	4. Select your partner status.	3.00	5.00	4.00	1.00	1.00	2

#	Answer	%	Count
1	Married/Partnered	0.00%	0
2	Engaged	0.00%	0
3	Dating	50.00%	1
4	Divorced/Separated	0.00%	0
5	Single	50.00%	1
6	Other	0.00%	0
	Total	100%	2

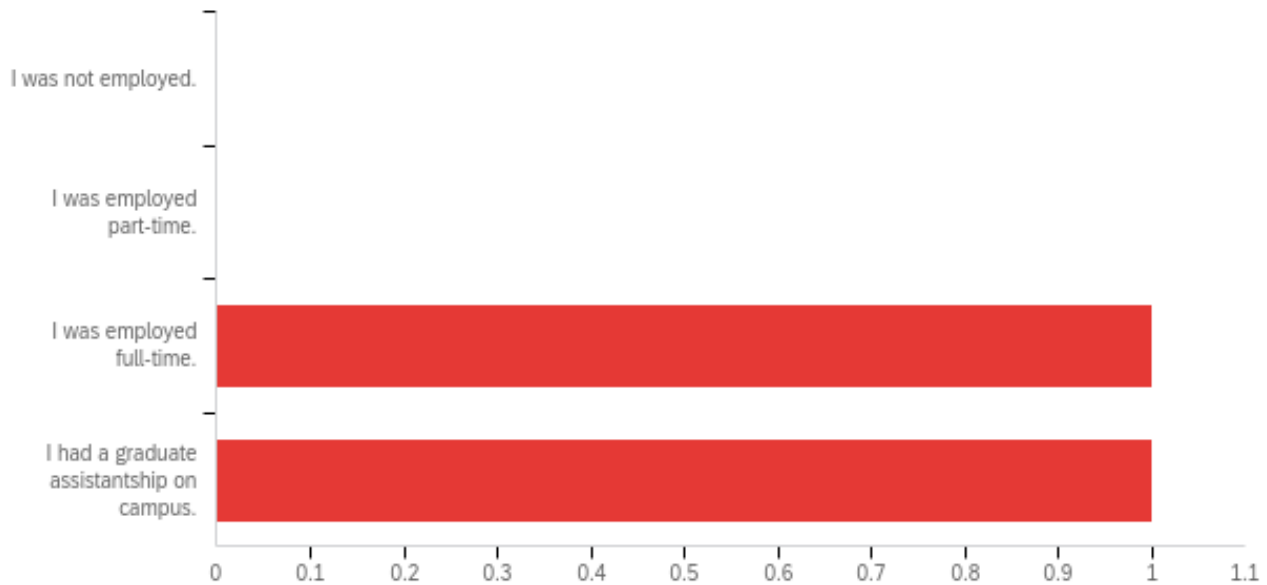
Q5 - 5. Select your ethnicity/race/national origin (mark one):



#	Field	Minimum	Maximum	Mean	Std Deviation	Variance	Count
1	5. Select your ethnicity/race/national origin (mark one):	2.00	5.00	3.50	1.50	2.25	2

#	Answer	%	Count
1	American Indian or Alaskan Native: A person having origins in any of the original peoples of North and South America (including Central America), and who maintains tribal affiliation or community attachment.	0.00%	0
2	Black or African American: A person having origins in any of the black racial groups of Africa.	50.00%	1
3	Hispanic or Latino/a: A person of Cuban, Mexican, Puerto Rican, South or Central American, or other Spanish culture or origin, regardless of race.	0.00%	0
4	Native Hawaiian or other Pacific Islander: A person having origins in any of the original peoples of Hawaii, Guam, Samoa or other Pacific Islands.	0.00%	0
5	White: A person having origins in any of the original peoples of Europe, the Middle East or North Africa.	50.00%	1
6	White: A person having origins in any of the original peoples of Europe, the Middle East or North Africa.	0.00%	0
7	Blended racial/national heritage: A person who considers herself/himself a part of more than one of the groups listed here.	0.00%	0
	Total	100%	2

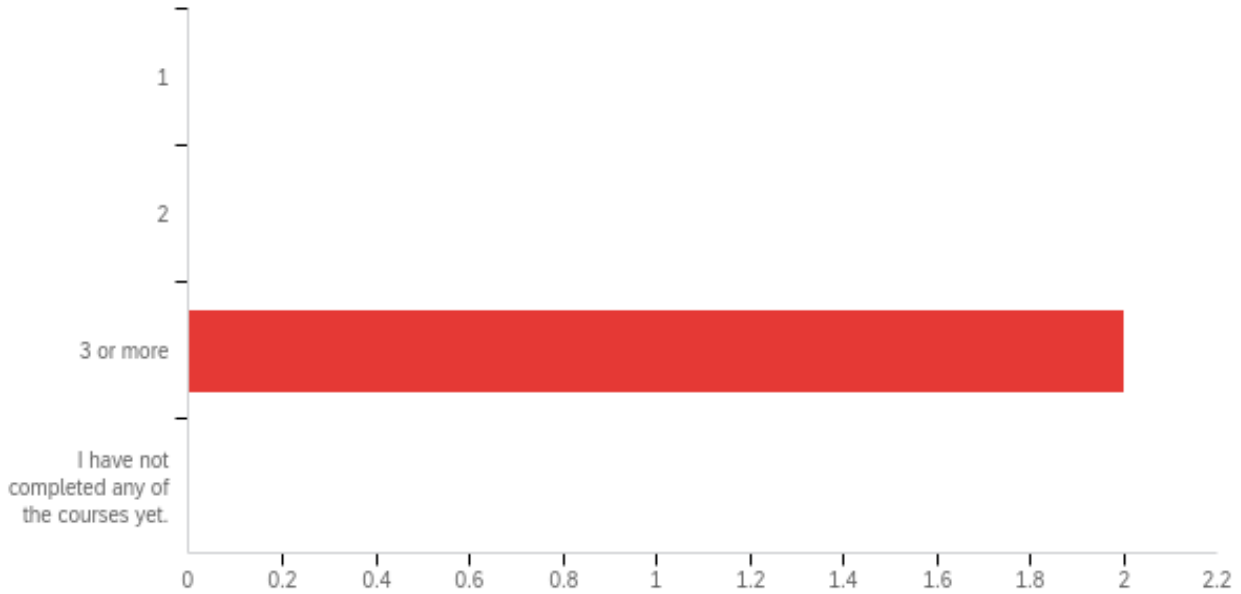
Q6 - 6. Choose the most appropriate answer that best represents your employment while you were enrolled as a student.



#	Field	Minimum	Maximum	Mean	Std Deviation	Variance	Count
1	6. Choose the most appropriate answer that best represents your employment while you were enrolled as a student.	3.00	4.00	3.50	0.50	0.25	2

#	Answer	%	Count
1	I was not employed.	0.00%	0
2	I was employed part-time.	0.00%	0
3	I was employed full-time.	50.00%	1
4	I had a graduate assistantship on campus.	50.00%	1
	Total	100%	2

Q7 - How many courses have you completed within the program?



#	Field	Minimum	Maximum	Mean	Std Deviation	Variance	Count
1	How many courses have you completed within the program?	3.00	3.00	3.00	0.00	0.00	2

#	Answer	%	Count
1	1	0.00%	0
2	2	0.00%	0
3	3 or more	100.00%	2
4	I have not completed any of the courses yet.	0.00%	0
	Total	100%	2

Q9 - When did you or do you expect to graduate?

#	Answer	%	Count
0	2017	0.00%	0
4	2018	0.00%	0
8	2019	0.00%	0
12	2020	0.00%	0
16	2021	100.00%	2
20	2022	0.00%	0
24	2023	0.00%	0
28	2024	0.00%	0
32	2025	0.00%	0
	Total	100%	2

#	Answer	%	Count
1	Spring, May	100.00%	2
2	Fall, December	0.00%	0
3	Summer, August	0.00%	0
	Total	100%	2

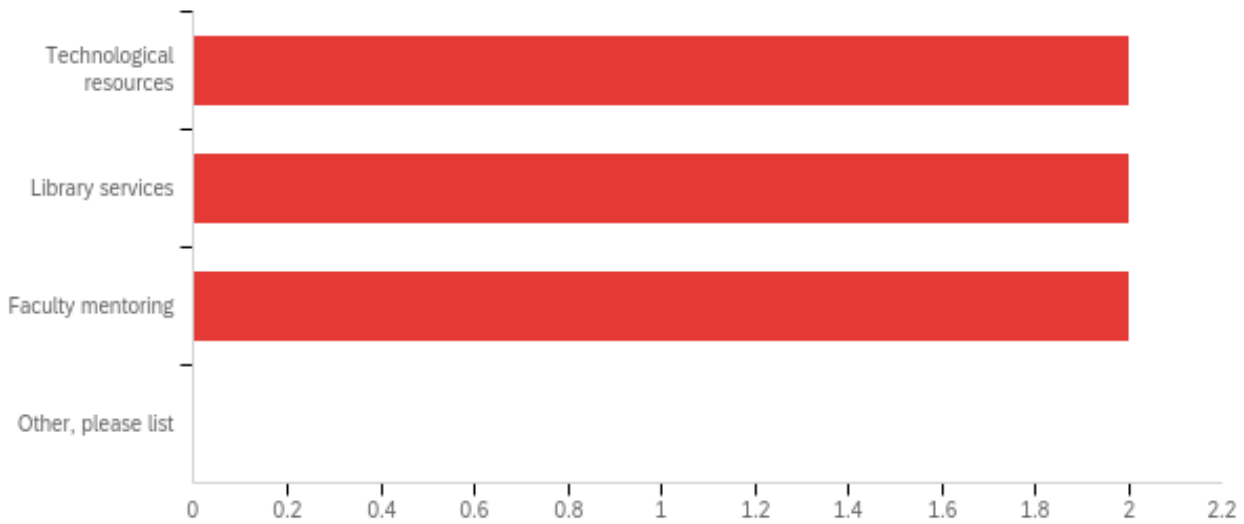
Q10 - Please list any other graduate degree programs you are enrolled in.

Please list any other graduate degree programs you are enrolled in.

Mental Health Counseling

Clinical mental health

Q15 - What resources did you take advantage of while you were a graduate student in the Department of Counseling and Student Affairs (CACREP Section 3.D):

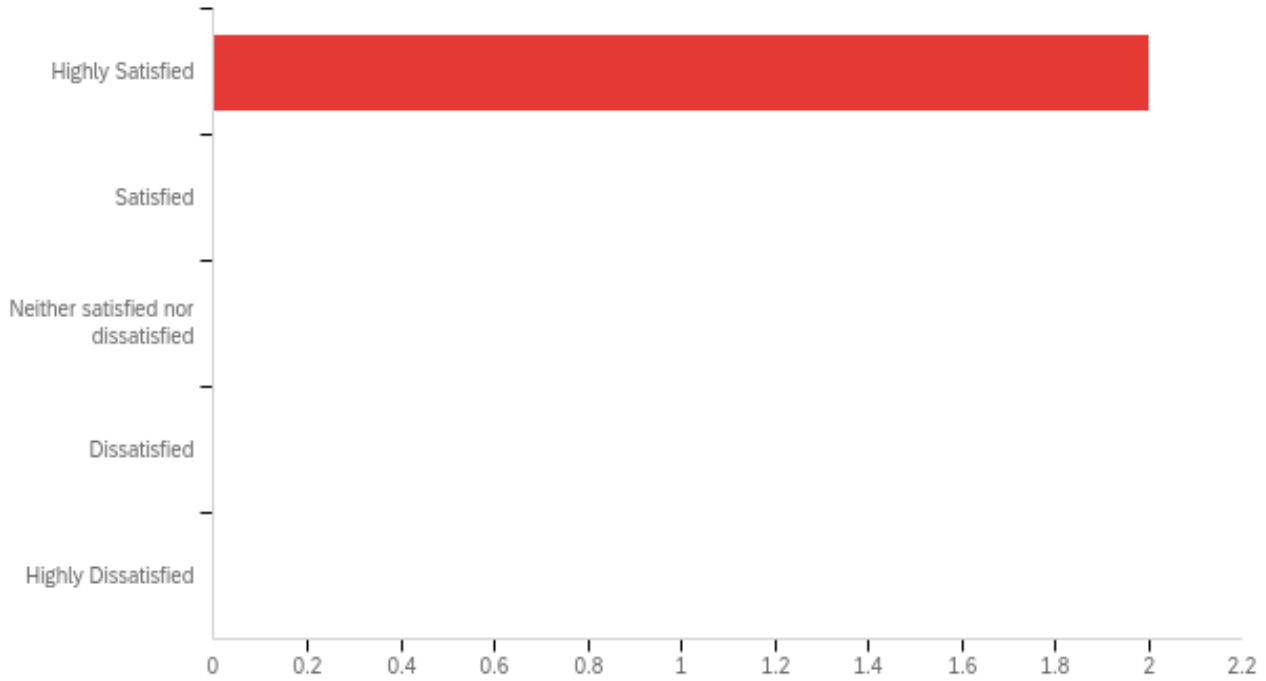


#	Answer	%	Count
1	Technological resources	33.33%	2
2	Library services	33.33%	2
3	Faculty mentoring	33.33%	2
4	Other, please list	0.00%	0
	Total	100%	6

Q15_4_TEXT - Other, please list

Other, please list - Text

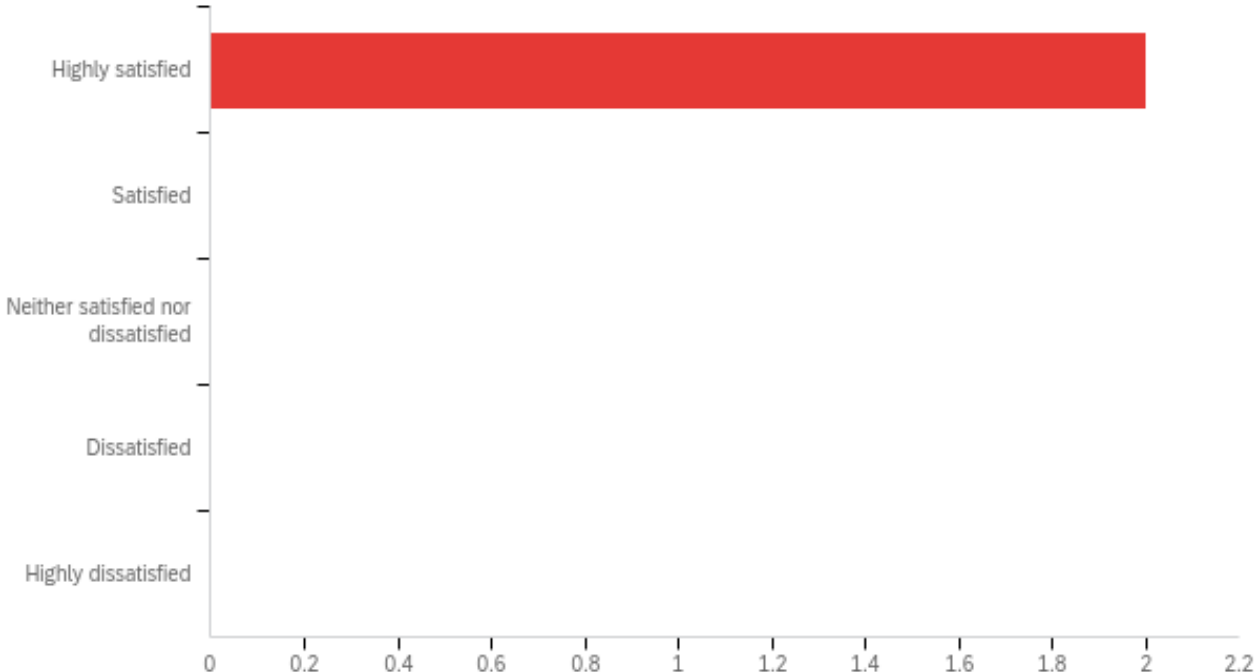
Q16 - Please rate your satisfaction with the program. (APR B.4b)



#	Field	Minimum	Maximum	Mean	Std Deviation	Variance	Count
1	Please rate your satisfaction with the program. (APR B.4b)	1.00	1.00	1.00	0.00	0.00	2

#	Answer	%	Count
1	Highly Satisfied	100.00%	2
2	Satisfied	0.00%	0
3	Neither satisfied nor dissatisfied	0.00%	0
4	Dissatisfied	0.00%	0
5	Highly Dissatisfied	0.00%	0
	Total	100%	2

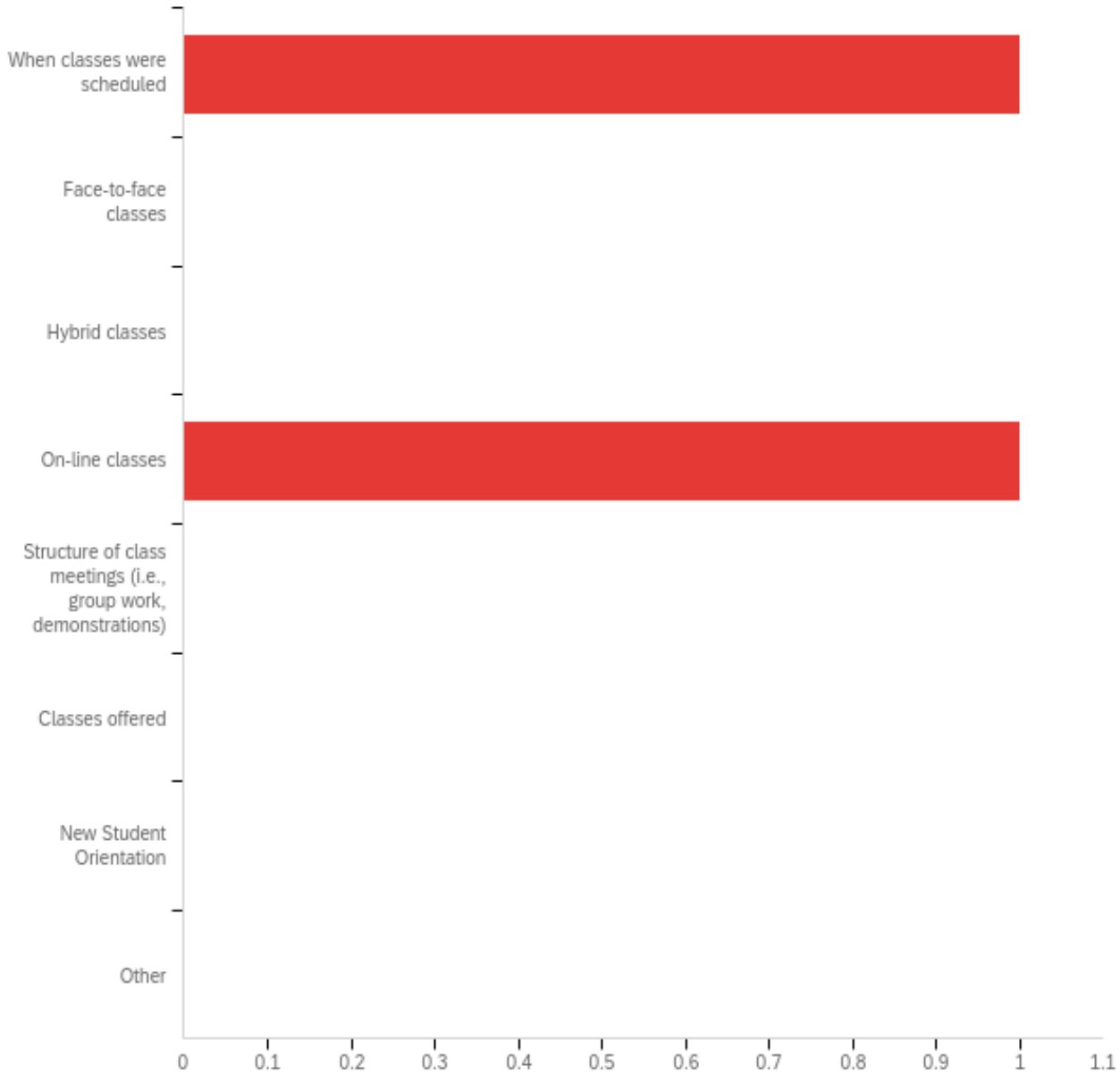
Q42 - Please rate your satisfaction with the program. (APR B.4b)



#	Field	Minimum	Maximum	Mean	Std Deviation	Variance	Count
1	Please rate your satisfaction with the program. (APR B.4b)	1.00	1.00	1.00	0.00	0.00	2

#	Answer	%	Count
1	Highly satisfied	100.00%	2
2	Satisfied	0.00%	0
3	Neither satisfied nor dissatisfied	0.00%	0
4	Dissatisfied	0.00%	0
5	Highly dissatisfied	0.00%	0
	Total	100%	2

Q17 - The Department of Counseling and Student Affairs is committed to providing quality programs and maintaining highly satisfied students and graduates. (APR E.1) Please check any of the following that you experienced as strengths of the program: Curriculum and Programming Please insert comments next to any of the strengths.



#	Answer	%	Count
1	When classes were scheduled	50.00%	1
2	Face-to-face classes	0.00%	0
3	Hybrid classes	0.00%	0

4	On-line classes	50.00%	1
5	Structure of class meetings (i.e., group work, demonstrations)	0.00%	0
6	Classes offered	0.00%	0
7	New Student Orientation	0.00%	0
8	Other	0.00%	0
	Total	100%	2

Q17_1_TEXT - When classes were scheduled

When classes were scheduled - Text

All online and survey for zoom Practicum times was sent out so great highly satisfied!

Q17_2_TEXT - Face-to-face classes

Face-to-face classes - Text

Q17_3_TEXT - Hybrid classes

Hybrid classes - Text

Q17_4_TEXT - On-line classes

On-line classes - Text

Structured, great communication, professor available and flexible

Q17_5_TEXT - Structure of class meetings (i.e., group work, demonstrations)

Structure of class meetings (i.e., group work, demonstrations) - Text

Q17_6_TEXT - Classes offered

Classes offered - Text

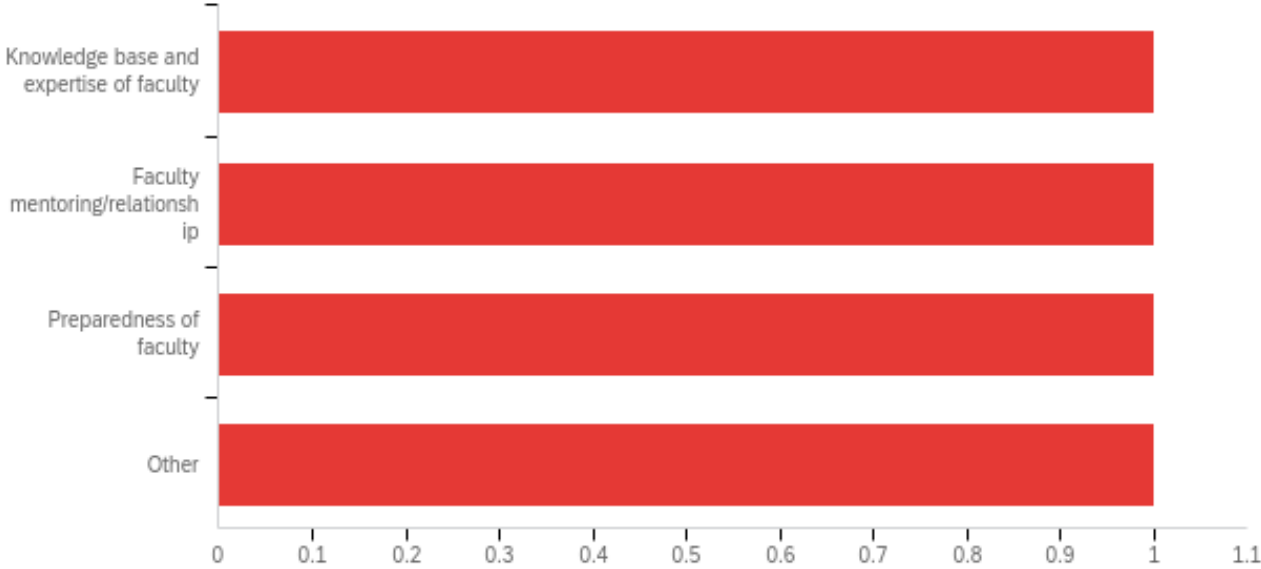
Q17_7_TEXT - New Student Orientation

New Student Orientation - Text

Q17_8_TEXT - Other

Other - Text

Q18 - The Department of Counseling and Student Affairs is committed to providing quality programs and maintaining highly satisfied students and graduates. (APR E.1) Please check any of the following that you experienced as strengths of the program:
Faculty Please insert comments next to any of the strengths.



#	Answer	%	Count
1	Knowledge base and expertise of faculty	25.00%	1
2	Faculty mentoring/relationship	25.00%	1
3	Preparedness of faculty	25.00%	1
4	Other	25.00%	1
	Total	100%	4

Q18_1_TEXT - Knowledge base and expertise of faculty

Knowledge base and expertise of faculty - Text

Professor extremely knowledgeable, gave abundance of resources and assistance above and beyond

Q18_2_TEXT - Faculty mentoring/relationship

Faculty mentoring/relationship - Text

Professor gave above and beyond, has helped me tremendously with future endeavors

Q18_3_TEXT - Preparedness of faculty

Preparedness of faculty - Text

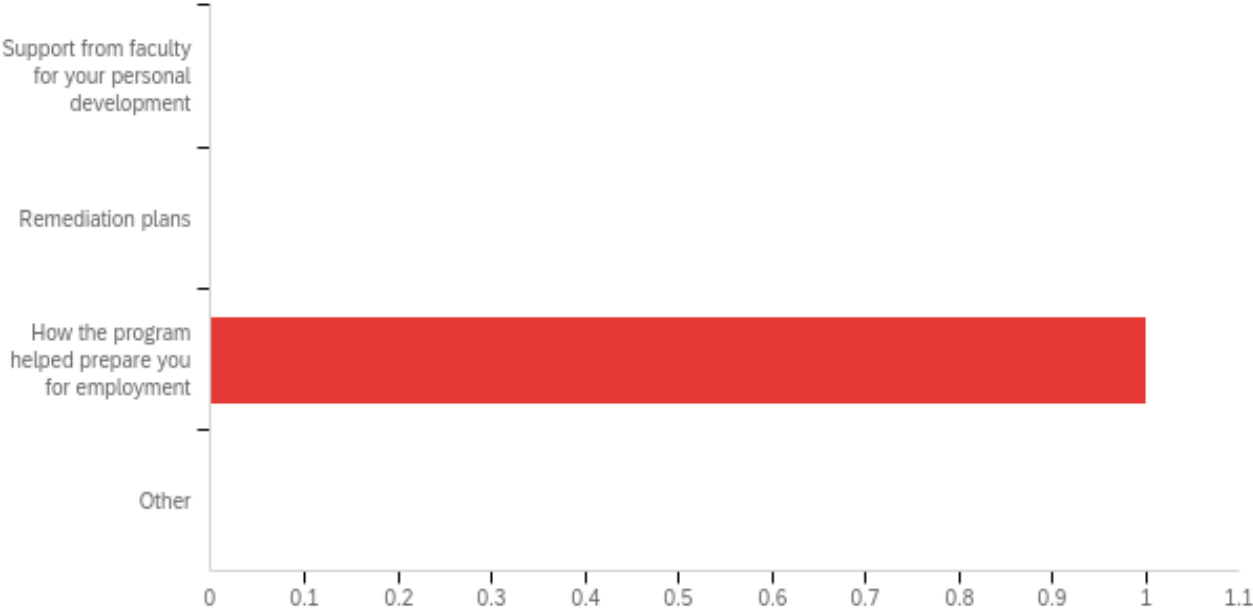
Extremely prepared, organized.

Q18_4_TEXT - Other

Other - Text

So glad I did this certificate!

Q19 - The Department of Counseling and Student Affairs is committed to providing quality programs and maintaining highly satisfied students and graduates. (APR E.1) Please check any of the following that you experienced as strengths of the program: Personal and Professional Development Please insert comments next to any of the strengths.



#	Answer	%	Count
1	Support from faculty for your personal development	0.00%	0
2	Remediation plans	0.00%	0
3	How the program helped prepare you for employment	100.00%	1
4	Other	0.00%	0
	Total	100%	1

Q19_1_TEXT - Support from faculty for your personal development
 Support from faculty for your personal development - Text

Q19_2_TEXT - Remediation plans
 Remediation plans - Text

Q19_3_TEXT - How the program helped prepare you for employment

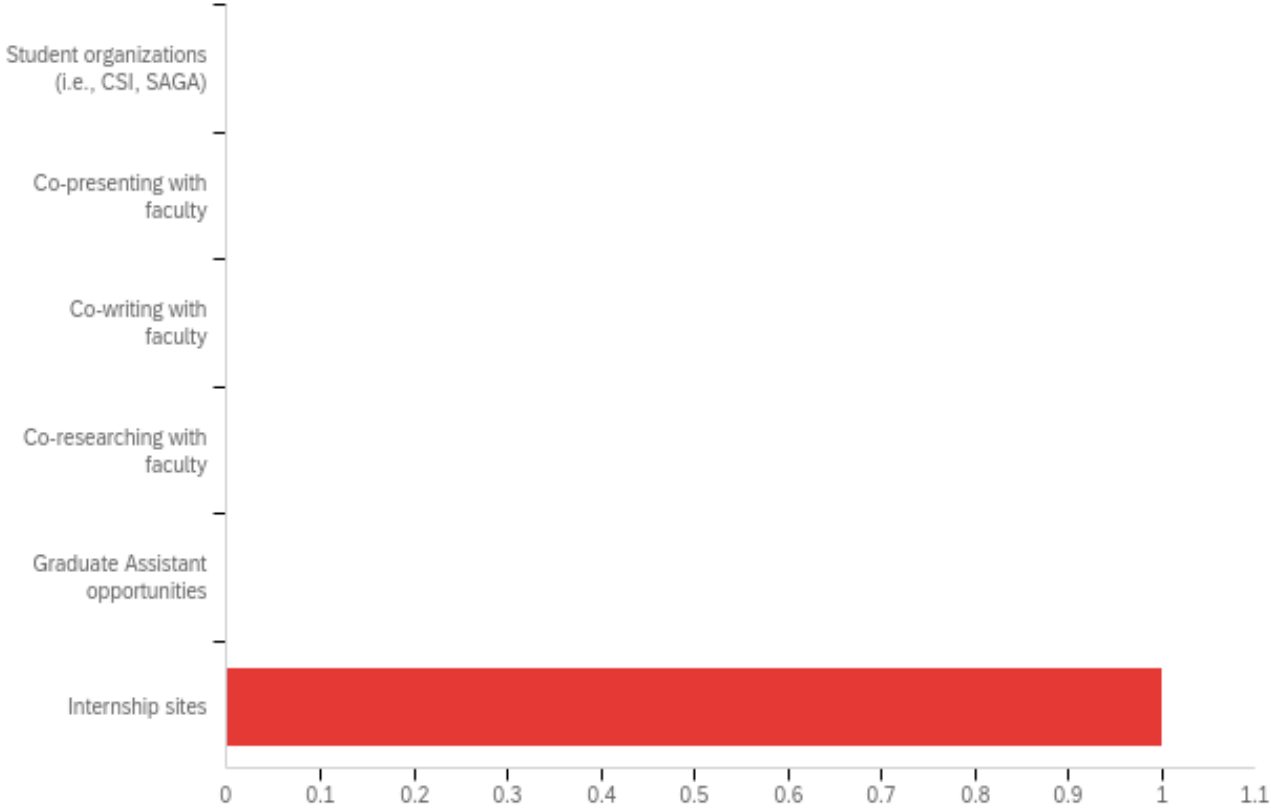
How the program helped prepare you for employment - Text

Extremely grateful for the experience and extremely helpful if you make the best out of the resources given!

Q19_4_TEXT - Other

Other - Text

Q20 - The Department of Counseling and Student Affairs is committed to providing quality programs and maintaining highly satisfied students and graduates. (APR E.1) Please check any of the following that you experienced as strengths of the program: Professional Development Opportunities Please insert comments next to any of the strengths.



#	Answer	%	Count
1	Student organizations (i.e., CSI, SAGA)	0.00%	0
2	Co-presenting with faculty	0.00%	0
3	Co-writing with faculty	0.00%	0
4	Co-researching with faculty	0.00%	0
5	Graduate Assistant opportunities	0.00%	0
6	Internship sites	100.00%	1
	Total	100%	1

Q20_1_TEXT - Student organizations (i.e., CSI, SAGA)

Student organizations (i.e., CSI, SAGA) - Text

Q20_2_TEXT - Co-presenting with faculty

Co-presenting with faculty - Text

Q20_3_TEXT - Co-writing with faculty

Co-writing with faculty - Text

Q20_4_TEXT - Co-researching with faculty

Co-researching with faculty - Text

Q20_5_TEXT - Graduate Assistant opportunities


Graduate Assistant opportunities - Text

Q20_6_TEXT - Internship sites

Internship sites - Text

Many students in my cohort were able to get jobs at their internships after graduation so that's a reflection of program helping students find good matches!

Q21 - The Department of Counseling and Student Affairs is committed to providing quality programs and maintaining highly satisfied students and graduates. (APR E.1) Please check any of the following that you experienced as weaknesses of the program: Curriculum and Programming Please insert comments next to any of the weaknesses.



#	Answer	%	Count
1	When classes were scheduled	0.00%	0
2	Face-to-face classes	0.00%	0
3	Hybrid classes	0.00%	0
4	On-line classes	0.00%	0
5	Structure of class meetings (i.e., group work, demonstrations)	0.00%	0
6	Classes offered	0.00%	0

7	New Student Orientation	0.00%	0
	Total		0

Q21_1_TEXT - When classes were scheduled

When classes were scheduled - Text

Q21_2_TEXT - Face-to-face classes

Face-to-face classes - Text

Q21_3_TEXT - Hybrid classes

Hybrid classes - Text

Q21_4_TEXT - On-line classes

On-line classes - Text

Q21_5_TEXT - Structure of class meetings (i.e., group work, demonstrations)

Structure of class meetings (i.e., group work, demonstrations) - Text

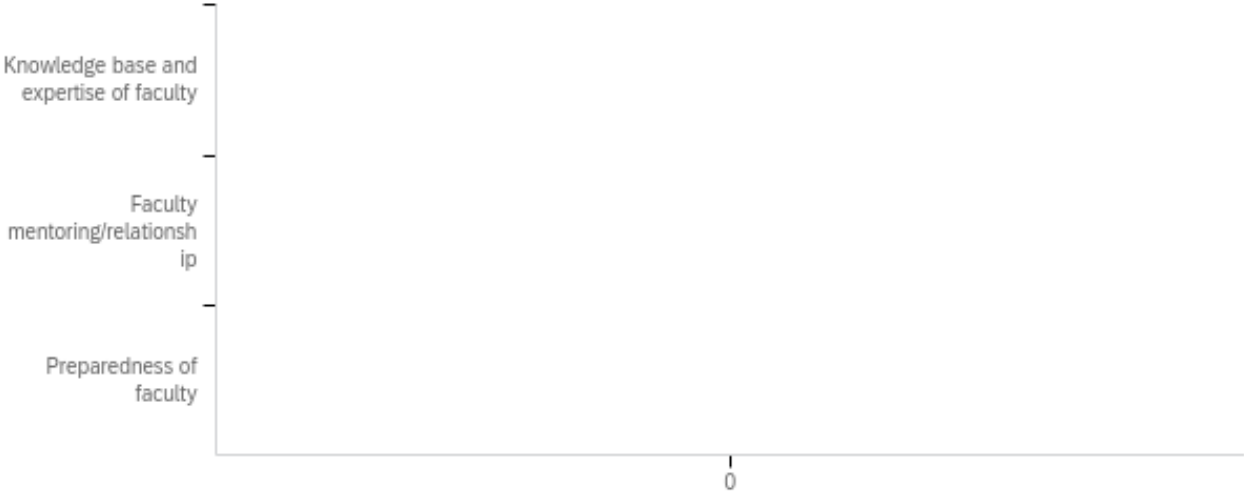
Q21_6_TEXT - Classes offered

Classes offered - Text

Q21_7_TEXT - New Student Orientation

New Student Orientation - Text

Q22 - The Department of Counseling and Student Affairs is committed to providing quality programs and maintaining highly satisfied students and graduates. (APR E.1) Please check any of the following that you experienced as weaknesses of the program:
Faculty Please insert comments next to any of the weaknesses.



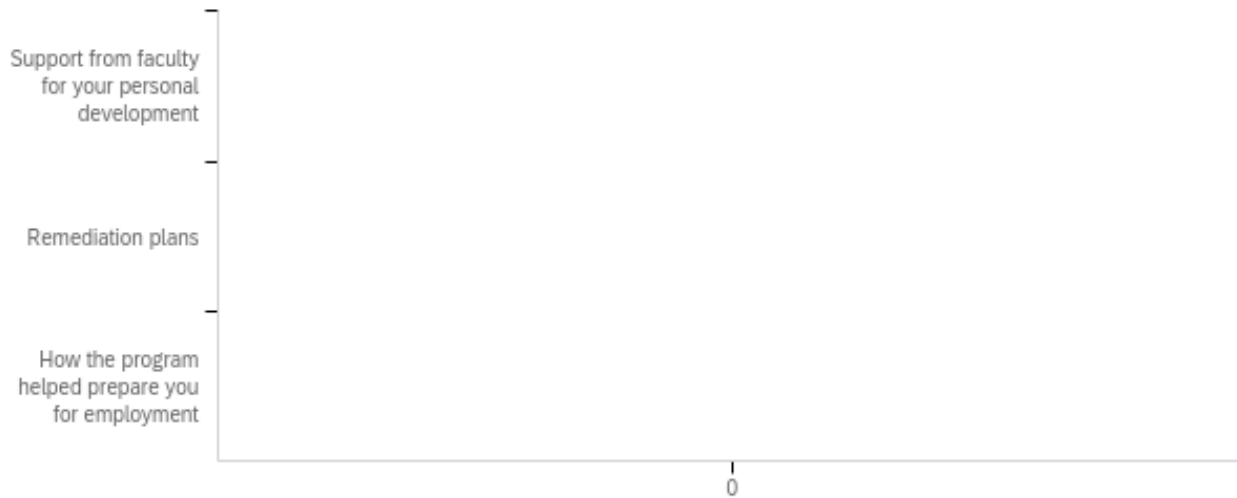
#	Answer	%	Count
1	Knowledge base and expertise of faculty	0.00%	0
2	Faculty mentoring/relationship	0.00%	0
3	Preparedness of faculty	0.00%	0
	Total		0

Q22_1_TEXT - Knowledge base and expertise of faculty
 Knowledge base and expertise of faculty - Text

Q22_2_TEXT - Faculty mentoring/relationship
 Faculty mentoring/relationship - Text

Q22_3_TEXT - Preparedness of faculty
 Preparedness of faculty - Text

Q23 - The Department of Counseling and Student Affairs is committed to providing quality programs and maintaining highly satisfied students and graduates. (APR E.1) Please check any of the following that you experienced as weaknesses of the program: Personal and Professional Development Please insert comments next to any of the weaknesses.



#	Answer	%	Count
1	Support from faculty for your personal development	0.00%	0
2	Remediation plans	0.00%	0
3	How the program helped prepare you for employment	0.00%	0
	Total		0

Q23_1_TEXT - Support from faculty for your personal development

Support from faculty for your personal development - Text

Q23_2_TEXT - Remediation plans

Remediation plans - Text

Q23_3_TEXT - How the program helped prepare you for employment

How the program helped prepare you for employment - Text

Q24 - The Department of Counseling and Student Affairs is committed to providing quality programs and maintaining highly satisfied students and graduates. (APR E.1) Please check any of the following that you experienced as weaknesses of the program: Professional Development Opportunities Please insert comments next to any of the weaknesses.



#	Answer	%	Count
1	Student organizations (i.e., CSI, SAGA)	0.00%	0
2	Co-presenting with faculty	0.00%	0
3	Co-writing with faculty	0.00%	0
4	Co-researching with faculty	0.00%	0
5	Graduate Assistant opportunities	0.00%	0
6	Internship sites	0.00%	0
	Total		0

Q24_1_TEXT - Student organizations (i.e., CSI, SAGA)
Student organizations (i.e., CSI, SAGA) - Text

Q24_2_TEXT - Co-presenting with faculty
Co-presenting with faculty - Text

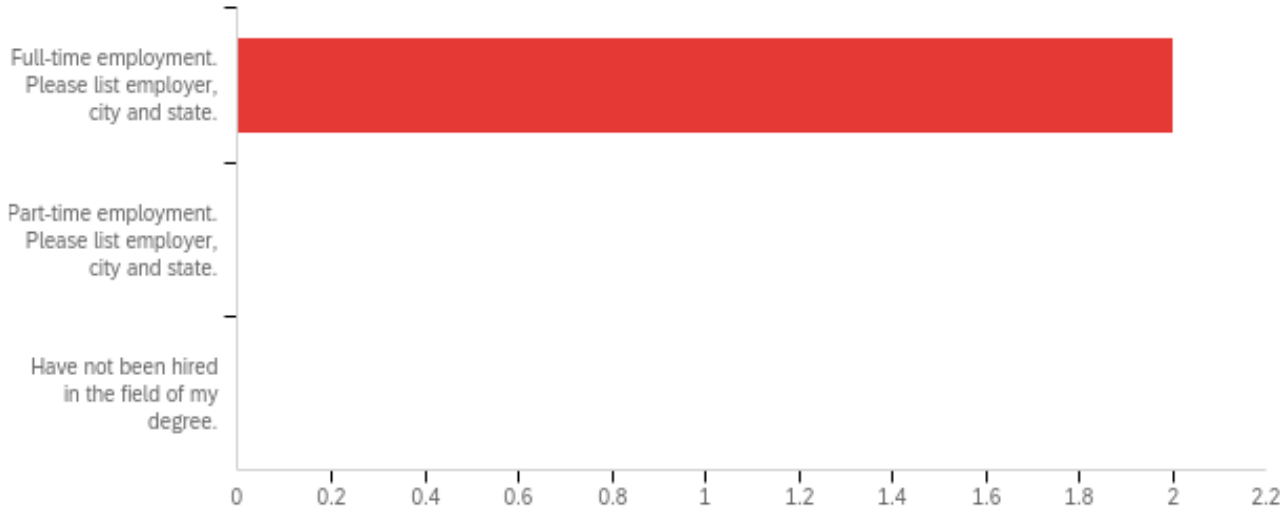
Q24_3_TEXT - Co-writing with faculty
Co-writing with faculty - Text

Q24_4_TEXT - Co-researching with faculty
Co-researching with faculty - Text

Q24_5_TEXT - Graduate Assistant opportunities
Graduate Assistant opportunities - Text

Q24_6_TEXT - Internship sites
Internship sites - Text

Q26 - Have you gained employment in the field of this program? (APR B.5) Please choose the most appropriate response.



#	Field	Minimum	Maximum	Mean	Std Deviation	Variance	Count
1	Have you gained employment in the field of this program? (APR B.5) Please choose the most appropriate response. - Selected Choice	1.00	1.00	1.00	0.00	0.00	2

#	Answer	%	Count
1	Full-time employment. Please list employer, city and state.	100.00%	2
2	Part-time employment. Please list employer, city and state.	0.00%	0
3	Have not been hired in the field of my degree.	0.00%	0
	Total	100%	2

Q26_1_TEXT - Full-time employment. Please list employer, city and state.

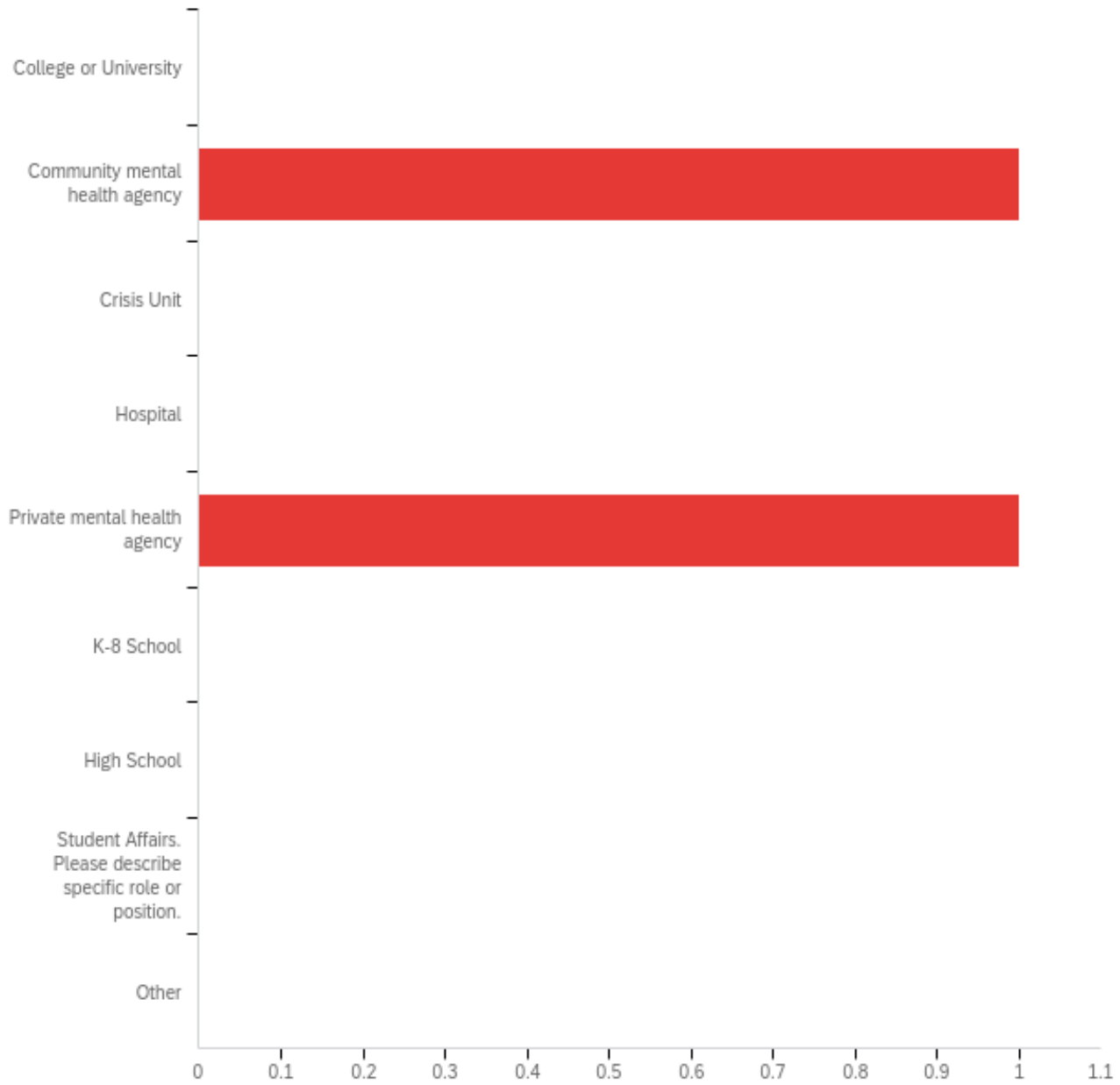
Full-time employment. Please list employer, city and state. - Text

Balance Therapeutic Care Bowling Green, KY

Lifeskills Inc. Bowling green ky

Q26_2_TEXT - Part-time employment. Please list employer, city and state.
Part-time employment. Please list employer, city and state. - Text

Q27 - If you gained employment, please describe the setting of your employer.



#	Field	Minimum	Maximum	Mean	Std Deviation	Variance	Count
1	If you gained employment, please describe the setting of your employer. - Selected Choice	2.00	5.00	3.50	1.50	2.25	2

#	Answer	%	Count
1	College or University	0.00%	0
2	Community mental health agency	50.00%	1
3	Crisis Unit	0.00%	0
4	Hospital	0.00%	0
5	Private mental health agency	50.00%	1
6	K-8 School	0.00%	0
7	High School	0.00%	0
8	Student Affairs. Please describe specific role or position.	0.00%	0
9	Other	0.00%	0
	Total	100%	2

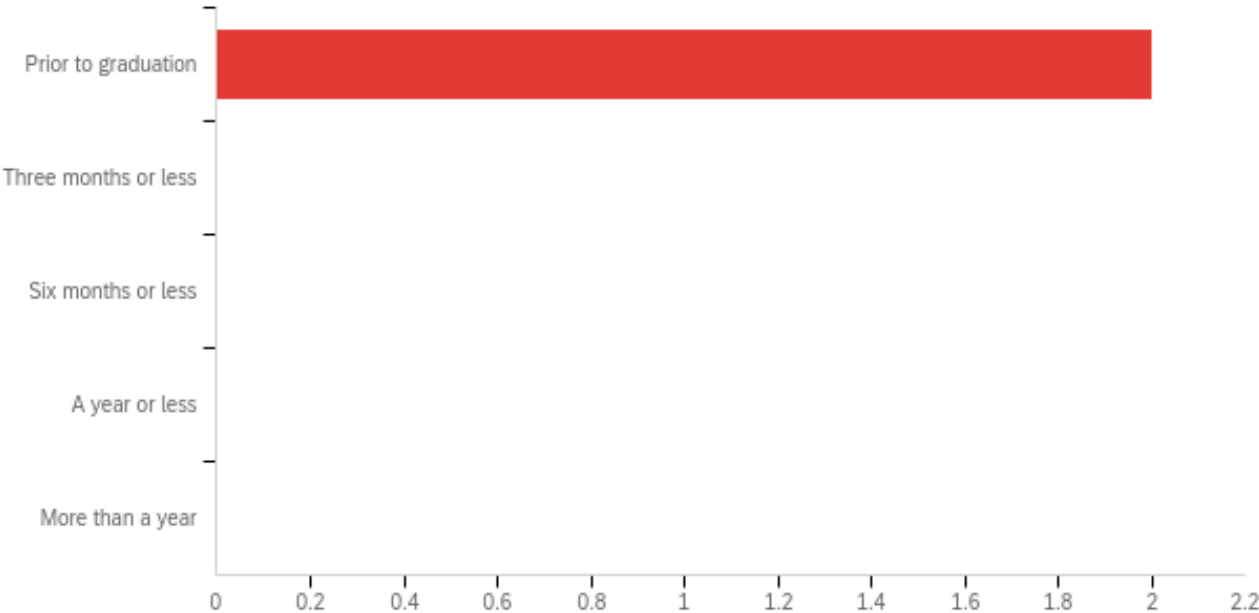
Q27_8_TEXT - Student Affairs. Please describe specific role or position.

Student Affairs. Please describe specific role or position. - Text

Q27_9_TEXT - Other

Other - Text

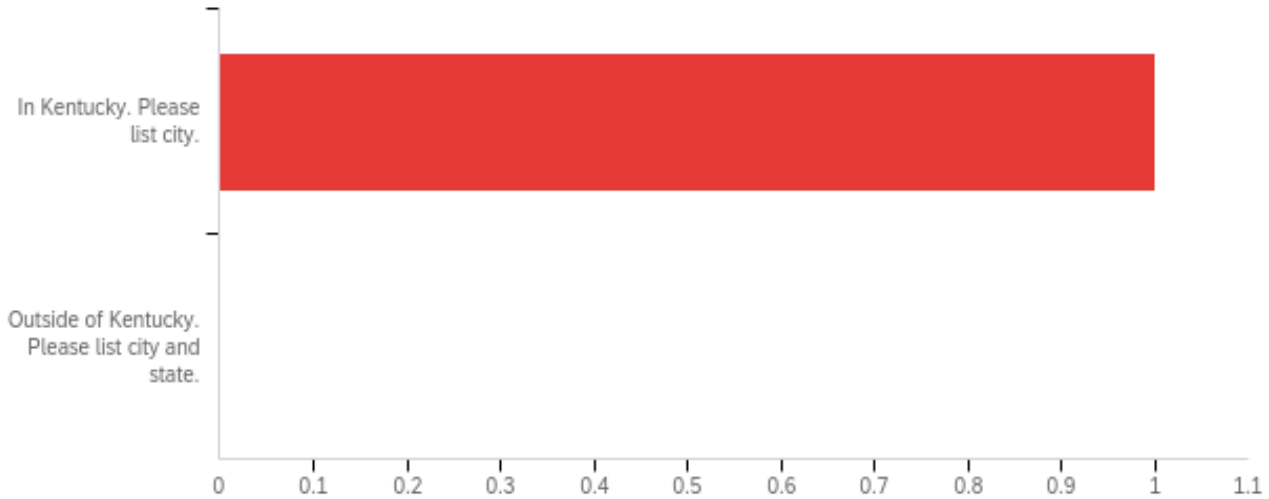
Q28 - If you gained employment in your respective field, how long after you graduated were you employed?



#	Field	Minimum	Maximum	Mean	Std Deviation	Variance	Count
1	If you gained employment in your respective field, how long after you graduated were you employed?	1.00	1.00	1.00	0.00	0.00	2

#	Answer	%	Count
1	Prior to graduation	100.00%	2
2	Three months or less	0.00%	0
3	Six months or less	0.00%	0
4	A year or less	0.00%	0
5	More than a year	0.00%	0
	Total	100%	2

Q29 - If you gained employment, where did you secure employment? (APR B.5)



#	Field	Minimum	Maximum	Mean	Std Deviation	Variance	Count
1	If you gained employment, where did you secure employment? (APR B.5) - Selected Choice	1.00	1.00	1.00	0.00	0.00	1

#	Answer	%	Count
1	In Kentucky. Please list city.	100.00%	1
2	Outside of Kentucky. Please list city and state.	0.00%	0
	Total	100%	1

Q29_1_TEXT - In Kentucky. Please list city.

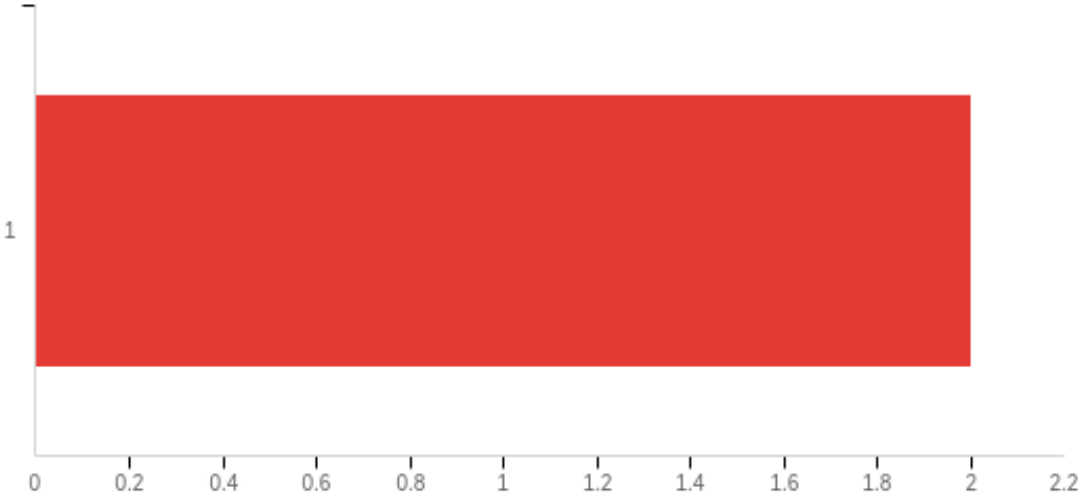
In Kentucky. Please list city. - Text

Bowling green

Q29_2_TEXT - Outside of Kentucky. Please list city and state.

Outside of Kentucky. Please list city and state. - Text

Q37 - We are interested in your feedback regarding how we can better recruit and attract underrepresented students to our programs. Please share below.



#	Field	Minimum	Maximum	Mean	Std Deviation	Variance	Count
1	We are interested in your feedback regarding how we can better recruit and attract underrepresented students to our programs. Please share below. - Selected Choice	1.00	1.00	1.00	0.00	0.00	2

#	Answer	%	Count
1	1	100.00%	2
	Total	100%	2

Q37_1_TEXT - No Name

1 - Text

Having graduates come and speak about their experience in the program.

Relate CCR to how it can help in their respective main program, ie cmch and career with finding life goals to reduce depression

Q33 - Do you have any other comments/suggestions you would like to share to help improve the courses and the Department of Counseling and Student Affairs?

Do you have any other comments/suggestions you would like to share to help improve the courses and the Department of Counseling and Student Affairs?

Wish the department could have more full time professors! More help!