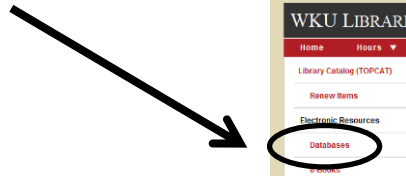


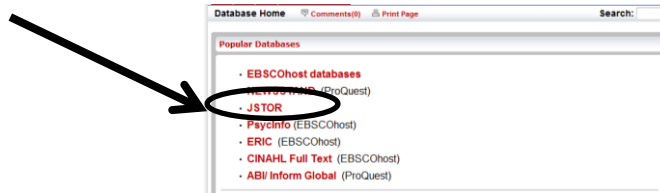
Accessing WKU's JSTOR Database

1. Go to the WKU Libraries Home Page at www.wku.edu/library

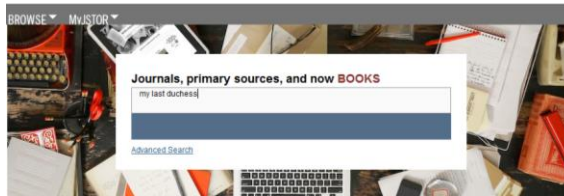
2. Click on Databases at the left.



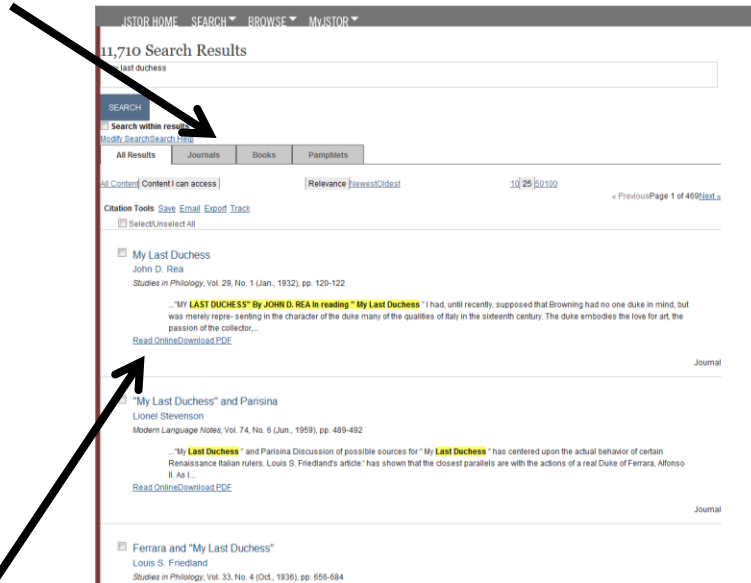
3. Click on the JSTOR Link in the center of the page.



4. Type in your topic in the search box of the main page and hit enter (or click on Advanced Search to do a more precise search).

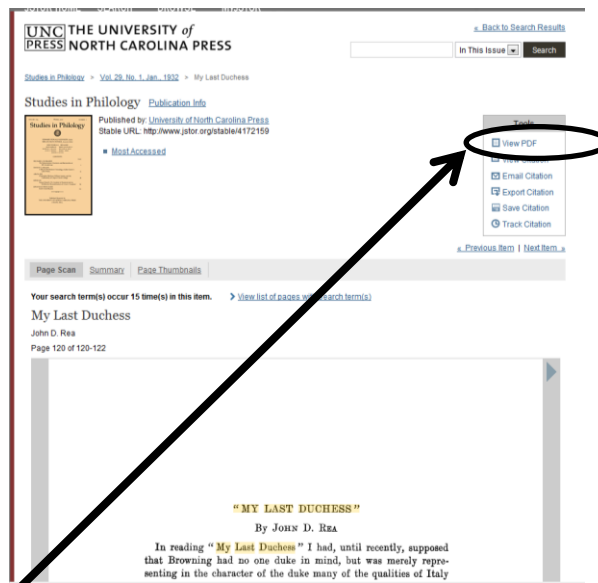


5. Your search results will be jumble of all available formats. You can see just Journal Articles, or just Books by clicking on the tabs limiting the results.



6. Click on Read Online Download PDF to access the material.

JSTOR provides materials to the user by putting the most accessed articles first, to less accessed articles in decreasing order.



7. You can view the document as a PDF by clicking here. You can print the PDF document once it opens.