




WKU[®] Facilities Management

Monthly Report February 2024



Management Team



Ken Branch
General Manager
5 years Supporting
WKU



Angie Jackson
Business Operations
28 years Supporting
WKU



Jennifer Mcleod
Sodexo HR
10 years Supporting
WKU



Ronnie Allerkamp
Training and Safety
1 year Supporting
WKU



Mark Allen
Energy Manager
5 years Supporting
WKU



Dan Uhls
Maintenance Services
8 years Supporting
WKU



Kenny Johnson
Environmental Services
2 years Supporting
WKU



Gerald Belcher
Environmental Services
8 years Supporting
WKU



Kyle Davenport
Campus Services
6 years Supporting
WKU



VACANT
HRL Operations



Ray Murillo
HRL Manager
4 years Supporting
WKU



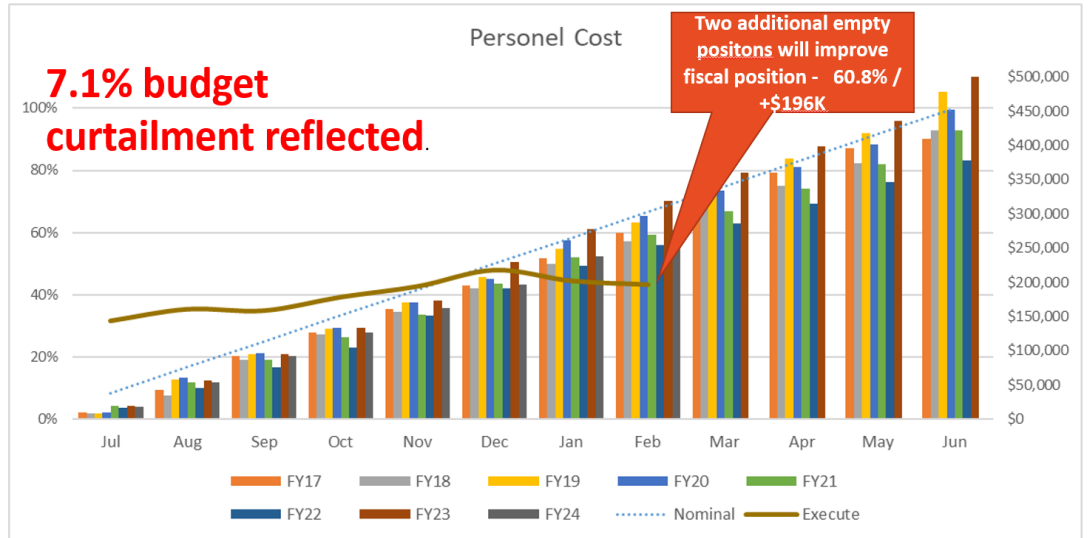
Carla Nally
HRL Manager
10 years Supporting
WKU



Maintenance Services

Under-execution of personnel funds caused by readjustments to baseline budget

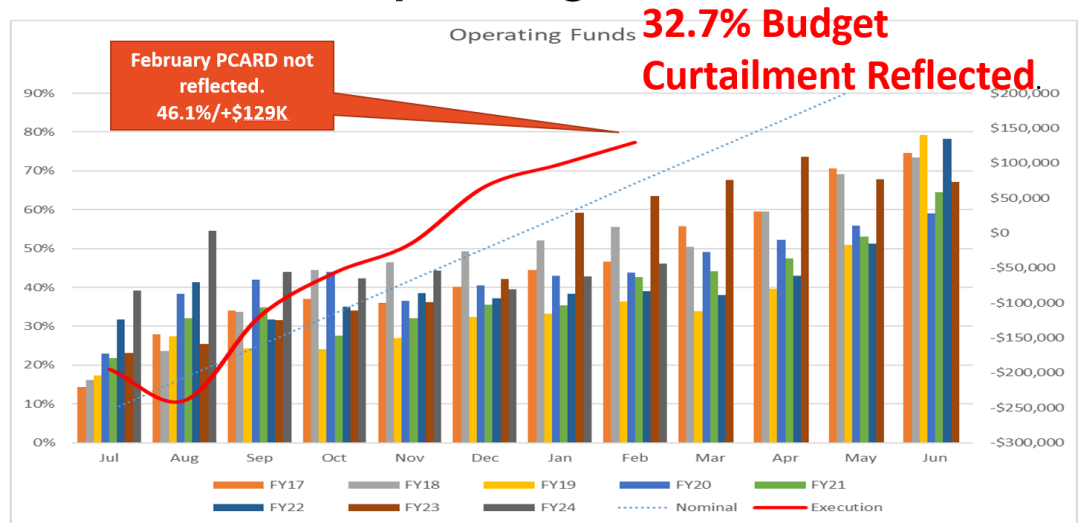
Personnel Cost



14

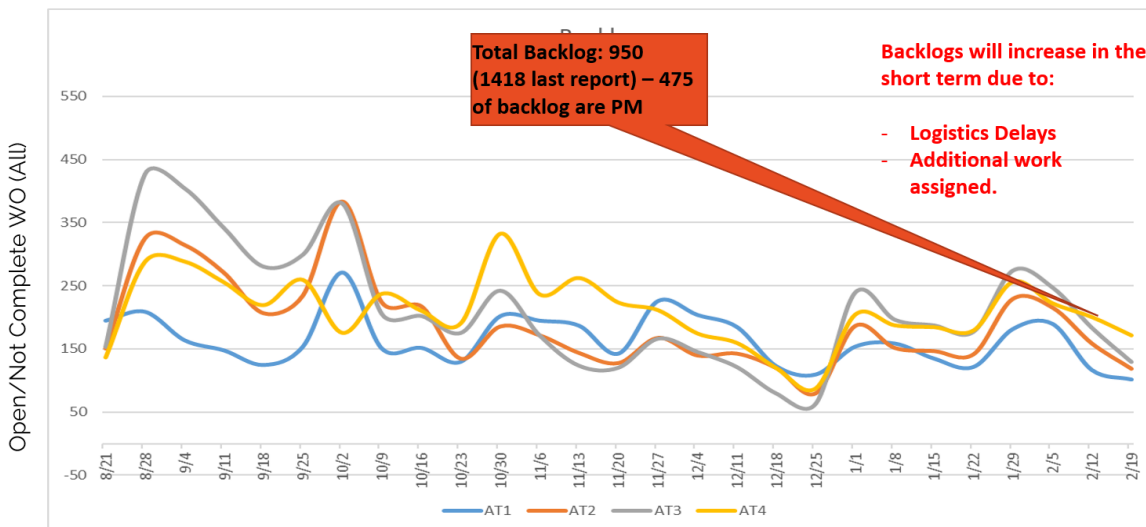
Under-execution of operation cost created by a surge of income from projects

Operating Funds



16

WO Backlog



20

Backlogs are seasonally consistent (year-over-year). Incremental growth in backlog attributed to reduced resources

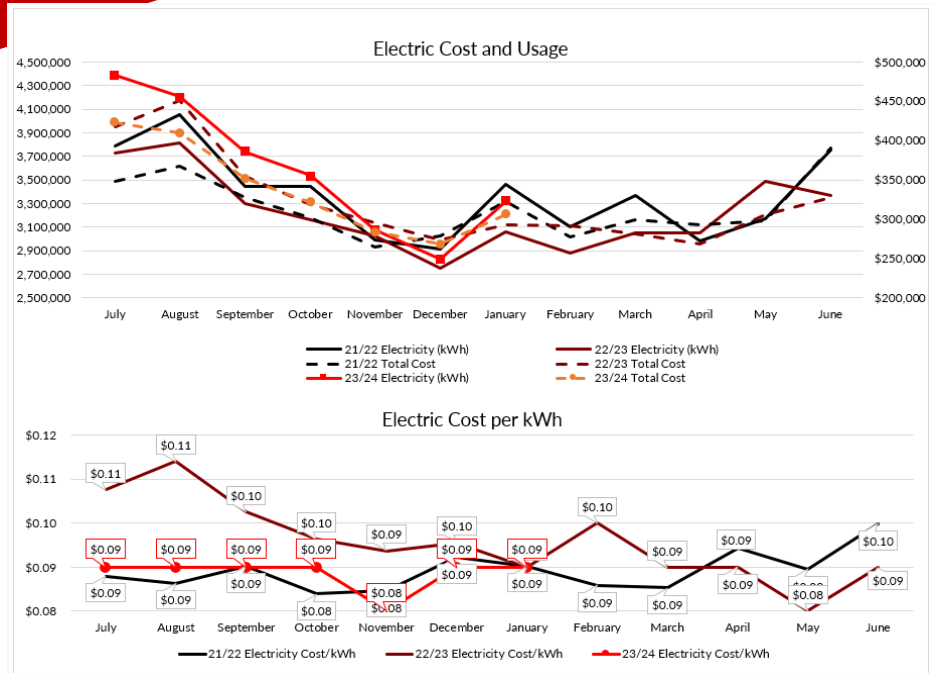
Plant Operations

Consistent with previous years for the month of January.

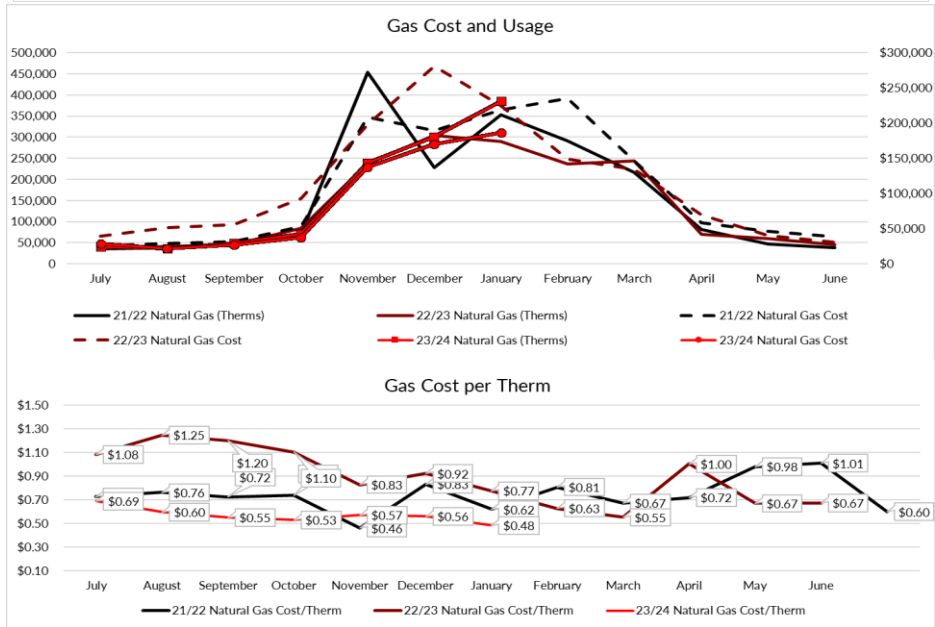
Campus was closed during late December because of the winter weather.

Back to normal water usage.

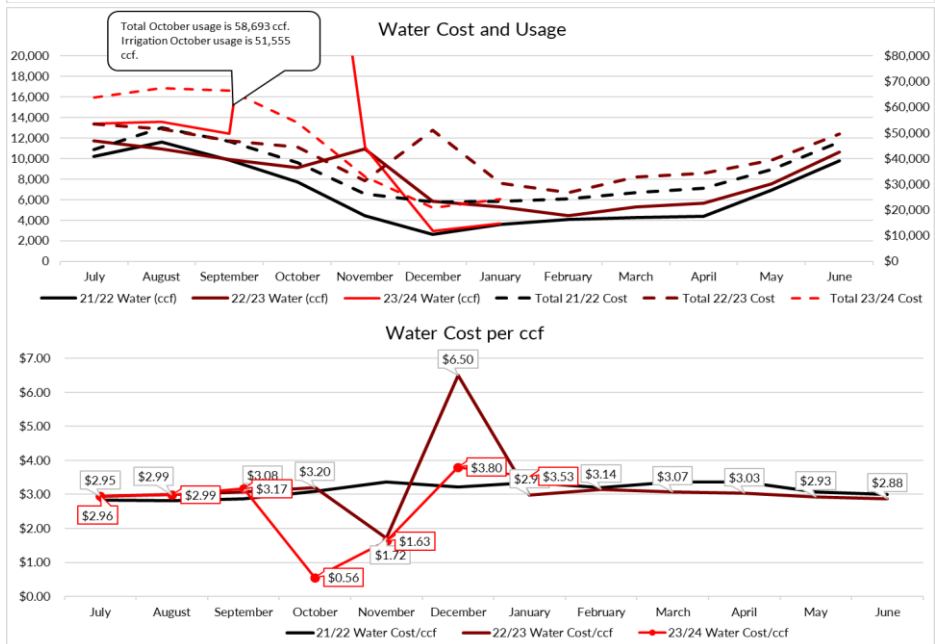
Electric



Gas



Water





What: Mulching of landscape beds

Issue Addressed: Added mulch to highly visible areas around campus for aesthetic enhancement.

Method: DFM Campus Services Personnel

Funding: 320206

Environmental Services

Completed Projects

Carpet
extraction
after flood at
Health
Services



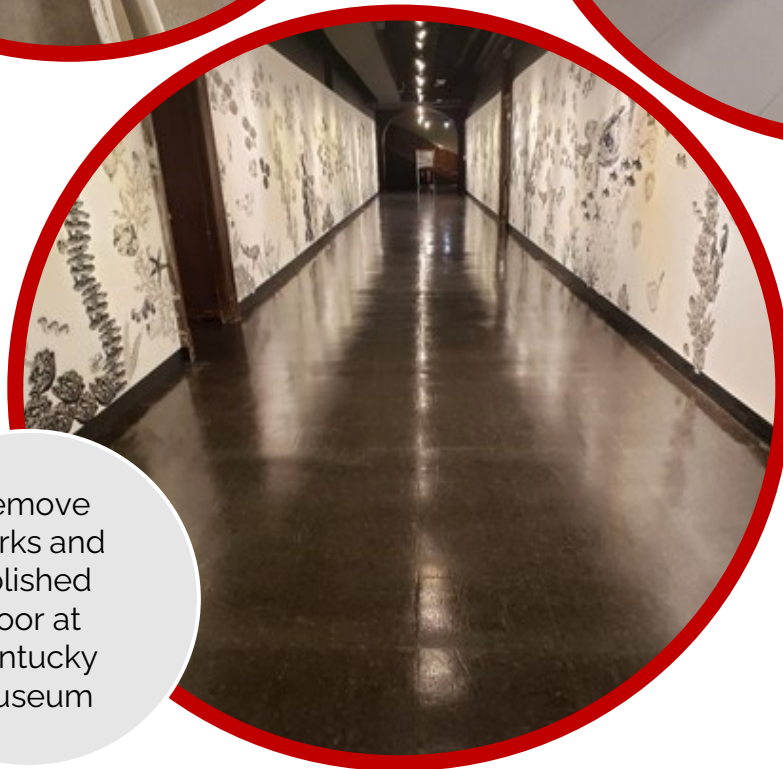
Clean up at
the Ag Expo
Center after
the 4H
livestock
show



Remove
marks and
polished floor
at Academic
Complex in
the Dental
Department



Remove
marks and
polished
floor at
Kentucky
Museum



Safety and Training

January Safety Training

- ✓ Annual Accident Prevent (plus Forms)
- ✓ Personal Protection Equipment
- ✓ 3 Checks for Safety
- ✓ Driver Responsibility (Forms)
- ✓ Kick off Hearing Conservation Testing

February Safety Training

- ✓ Bloodborne Pathogens
- ✓ Covid
- ✓ Emergency Action Plans
- ✓ Driver Responsibility (Forms) & Annual Driver Record
- ✓ Hearing Conservation Testing

DFM Incidents by Fiscal Year

Area	FY 18		FY19		FY 20		FY 21		FY 22		FY 23		FY 24	
	Inc	LT	Inc	LT	Inc	LT	Inc	LT	Inc	LT	Inc	LT	Inc	LT
E & G	3	1	6	2	6	1	7	1	6	1	3	0	2	
HRL	1	0	3	0	1	0	3	0	2	1	2	0	1	
Campus Services	1	0	2	0	4	0	3	0	0	0	1	0		
Maintenance	4	1	3	1	1	1			0	0	1	0	1	
HRL (M)	3	2	0	0	1	0	0	0	2	1	2	0		
Plant Operations	2	0	0	0	0	0	3	1	1	0	1	0	2	1
Fiscal Services	0	0	0	0	0	0	0	0	0	0	0	0		
Total	14	4	14	3	13	2	16	2	11	3	10	0	6	1

FY24 DFM Safety Incidents by Month

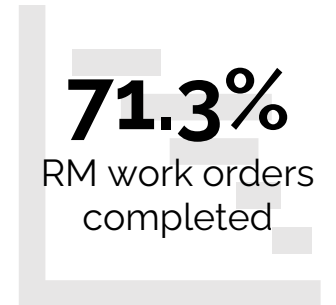
	Jul		Aug		Sep		Oct		Nov		Dec		Jan		Feb		March		Apr		May		Jun		Total	
	Inc	LT	Inc	LT	Inc	LT	Inc	LT	Inc	LT	Inc	LT	Inc	LT	Inc	LT	Inc	LT	Inc	LT	Inc	LT	Inc	LT	Inc	LT
FY 18	1	0	1	1	1	0	3	1	0	0	0	0	2	2	2	0	1	0	1	0	2	0	0	0	14	4
FY 19	2	1	3	1	1	0	1	0	1	0	0	0	3	0	0	0	0	0	1	0	2	1	0	0	14	3
FY 20	1	0	1	0	0	0	5	0	1	0	0	0	1	0	0	0	1	0	0	0	0	0	3	2	13	2
FY 21	3	1	1	0	1	0	1	0	2	1	2	0	0	0	1	0	3	0	0	0	0	0	2	0	16	2
FY 22	1	0	2	0	3	1	0	0	2	0	1	1	0	0	0	0	0	0	1	0	0	0	1	0	11	3
FY 23	1	0	0	0	1	0	2	0	3	0	0	0	1	0	1	0	1	0	0	0	0	0	0	0	10	0
FY 24	1	0	1	0	1	0	1		0	0	1	0	1	0	1	0	0	0	0	0	0	0	0	0	7	
Trend	↔		↑		↔		↓		↓		↑		↔		↔										↓	



Business Operations

Work Order Statistics by Category Period 2/01/2024 through 2/29/2024

Status of Work Orders Scheduled During Report Period						Work Orders Completed during Report Period	
Category	Scheduled	Open		Completed during Report Period		Scheduled Prior to 2/1/2024	Total Completed
		#	%	#	%		
C001 - Not Used	0	0	0.0	0	0.0	0	0
C018 - Misc Electrical	0	0	0.0	0	0.0	0	0
C023 - Boiler Locked out	0	0	0.0	0	0.0	0	0
F002 - Electrical Equip	136	50	36.8	86	63.2	43	129
F005 - Fire & life safety equip	6	5	83.3	1	16.7	0	1
F009 - HVAC Installations	1682	1188	70.6	437	26.0	313	750
F010 - Mechanical Equip	101	32	31.7	69	68.3	40	109
F011 - Heating Systems	50	47	94.0	2	4.0	0	2
F012 - Elevators & Escalators	21	18	85.7	3	14.3	4	7
F013 - Gas Installations	0	0	0.0	0	0.0	0	0
F016 - Doors	50	4	8.0	46	92.0	0	46
F019 - Signage	0	0	0.0	0	0.0	0	0
F021 - Catering Equip	107	107	100.0	0	0.0	0	0
F024 - Audio Visual	1	1	100.0	0	0.0	0	0
F025 - Site Infrastructure	7	2	28.6	5	71.4	3	8
F027 - Control Panels	4	3	75.0	1	25.0	1	2
F028 - Generators	76	41	53.9	35	46.1	8	43
F029 - Lifting Equip	1	0	0.0	1	100.0	1	2
F032 - A/C Equipment	95	55	57.9	32	33.7	11	43
F037 - Pipework	33	11	33.3	20	60.6	9	29
F038 - Pumps	82	41	50.0	41	50.0	24	65
F039 - Chillers	22	7	31.8	15	68.2	4	19
F041 - Specialist Equipment	91	91	100.0	0	0.0	0	0
F042 - Water Treatment	2	2	100.0	0	0.0	1	1
F043 - Health & Safety	0	0	0.0	0	0.0	0	0
F045 - Appliances	1	0	0.0	0	0.0	0	0
F047 - Sewerage	1	0	0.0	1	100.0	7	8
F048 - Medical Gas	1	0	0.0	1	100.0	0	1
F055 - Inspections	1	1	100.0	0	0.0	1	1
F056 - Laboratory Equipment	0	0	0.0	0	0.0	0	0
F059 - Grounds Equipment	82	21	25.6	61	74.4	28	89
F061 - Valves	1	1	100.0	0	0.0	0	0
F062 - Tools	1	0	0.0	1	100.0	3	4
F064 - Hospital Equipment	0	0	0.0	0	0.0	0	0
F066 - Lighting	1	0	0.0	1	100.0	0	1
F070 - Compressors	4	1	25.0	3	75.0	0	3
F072 - Tanks	11	3	27.3	8	72.7	2	10
F076 - Paint Equipment	0	0	0.0	0	0.0	1	1
F082 - Vehicles	0	0	0.0	0	0.0	1	1
-none-	1075	219	20.4	769	71.5	309	1078
Total:	3746	1951	52.1%	1639	43.8%	814	2453



Work Order Statistics by Work Type Period 2/1/2024 through 2/29/2024

Status of Work Orders Scheduled during Report Period						Work Orders Completed during Report Period	
Work Type	Scheduled	Open as of 12/31/2023		Completed during Report Period		Scheduled Prior to /1/2024	Total Completed
		#	%	#	%		
NCW	0	0	0.0	0	0.0	NCW	0
PM	2263	1641	72.5	611	27.0	PM	2263
PMMAND	4	4	100.0	0	0.0	PMMAND	4
PRO	454	149	32.8	303	66.7	PRO	454
PROJ	4	3	75.0	1	25.0	PROJ	4
QUOTE	0	0	0.0	0	0.0	QUOTE	0
RM	1016	149	14.7	724	71.3	RM	1016
SAF	0	0	0.0	0	0.0	SAF	0
SP	5	5	100.0	0	0.0	SP	5
Total:	3746	1951	52.1%	1639	43.8%	Total:	3746



Welcome

NEW employees to DFM

Environmental Services Attendants

Alma Areli Guerrero 2.1.2024
Joshua Ohimai-Uzebu 2.1.2024
Rashad Anthony 2.6.2024
Emilia Fernandez Sanchez Emili 2.8.2024
Susel Guilarte 2.13.2024
Eva Montoya 2.13.2024
Violette Uwizeyimana 2.13.2024
Lilliana Carter 2.13.2024
Isbel Bacallao Dominguez 2.15.2024
Felix Lopez 2.15.2024
Brandon Anderson 2.15.2024
Joshua Spicer 2.27.2024

Customer Experience Nominations

Environmental Services Attendants



Mary Philips

Candy Walker

Suri Castillo

Campus Services Technician



Kameron Bratcher

Campus Services Technician Russell Whitney 2.22.2024

Our Mission

Guided by our shared value, each one of us is fully empowered to consistently exceed the expectations of the university to insure a safe, clean and stimulating learning, working and living environment for all involved. To this end, we will provide the most efficient and effective routine and preventative maintenance services needed to support the strategic goals of Western Kentucky University.

