

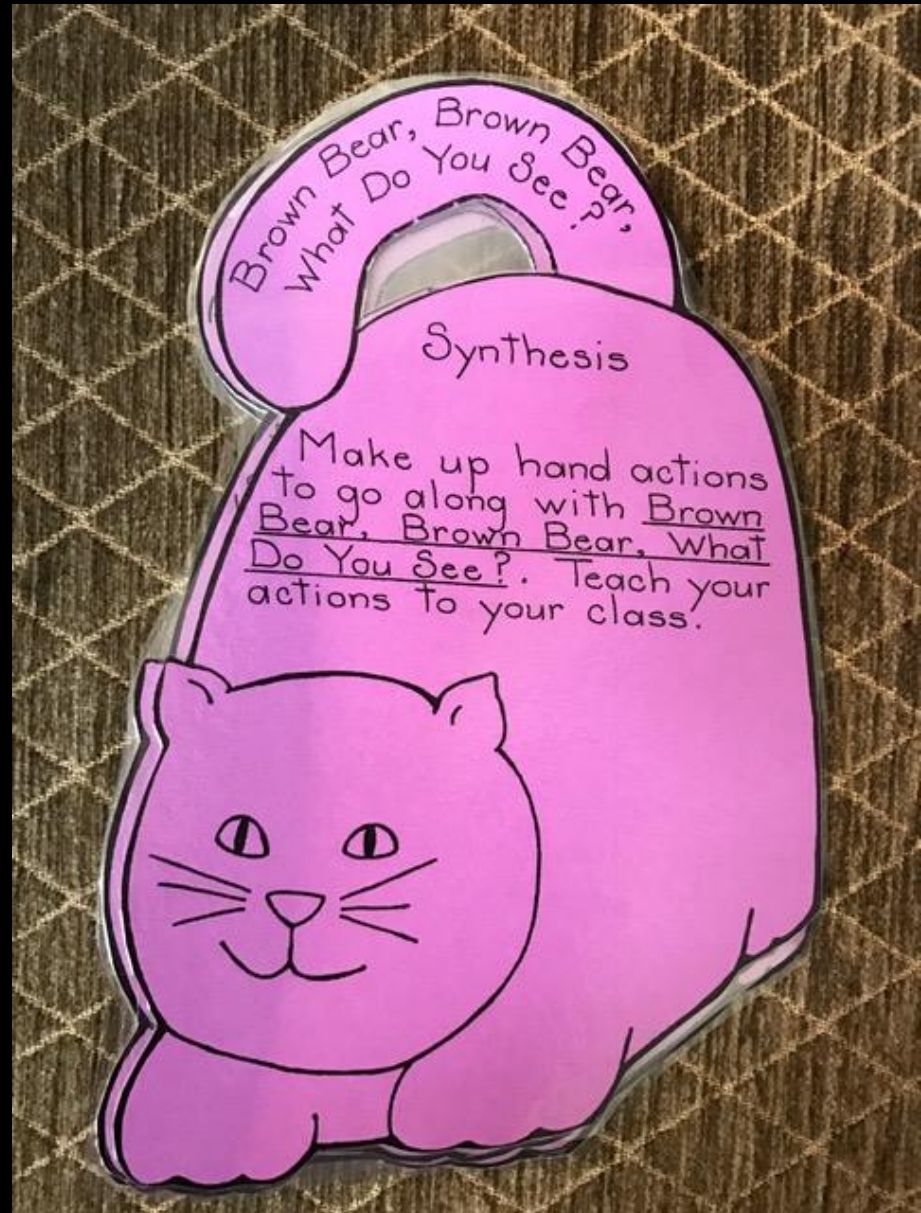
# Differentiation Through Centers:

The Engine-Uity Way

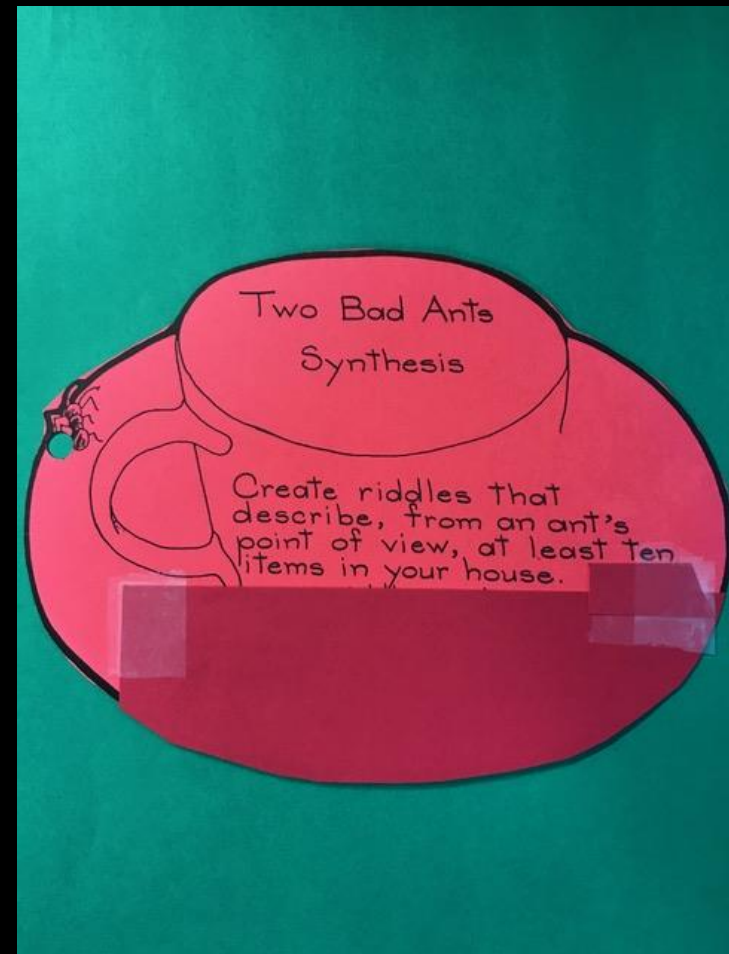
# Language Arts Centers

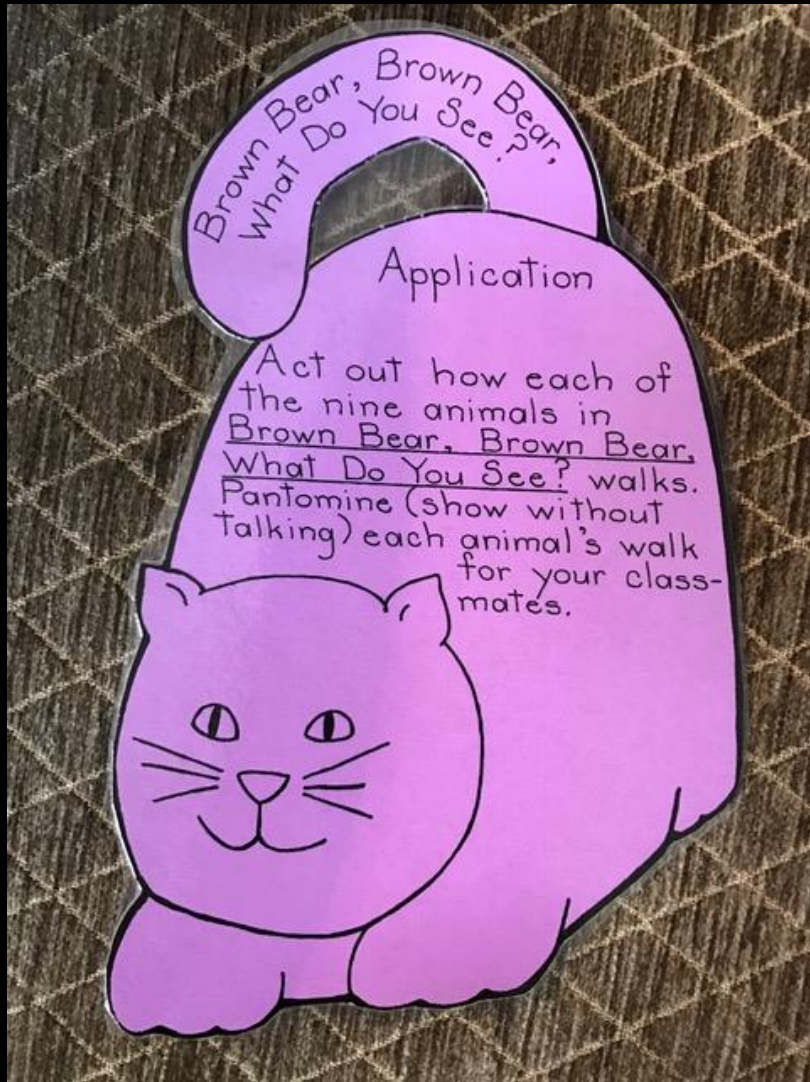
- Each center uses an Engine-Uity Reading Port-A-Center kit.
- Each center has two levels of learning experiences: challenging (apply and analyze) and more challenging (evaluate and create).
- Each center has the learning tasks in colored folders (**red for challenging**; **green for more challenging**) so that learners have choices.
- All of the materials needed are at the center.

Some provided tasks weren't very challenging or didn't really address the level, so we omitted them.




Some called for film strips, transparency slides, or some other product that was either too difficult to get resources for construction or foreign to the learners. We altered those if the learning experience was strong.





Some tasks really had nothing to do with thinking about the book. Although interesting, the activity was hands-on and not minds-on. We omitted those, too.

Inch By Inch



Using the one-inch template, find 10 items in the room that are one inch only. Draw the items.

Starter steps:

\* Be sure to look under things or even on your body.

And sometimes we had to create new learning experiences because of the quality of the existing ones.

# How Do The Centers Work?

- Teacher creates groups using a preassessment appropriate to the learning experience.
- Students check the language arts center poster to see what color clothes pin they have as well as which center is their beginning point.
- Once at their centers, students select one of two or three choices (depending on the center) from their assigned-color folders to complete. Once time is called, students rotate clockwise.
- Students select a learning experience to accompany the new book and work on it until time is called. The pattern continues.

# Language Arts Groups

## Center 1

- Kate
- Katie
- Allison
- Sheri
- Del

## Center 2

- Lindsay
- Cristen
- Larry
- Jessica B.
- Jessica M.

## Center 3

- Morgan
- Sarah G.
- Brittney
- Denise

## Center 4

- India
- Donna
- Leanna
- Sarah A.

## Center 5

- Tiffani
- Jacqueline
- Amber
- Carol

## Center 6

- Jenny
- Ulis
- Shannon
- Ashley



# Language Arts Groups

## Center 1

- Kate
- Katie
- Allison
- Sheri
- Del

## Center 2

- Lindsay
- Cristen
- Larry
- Jessica B.
- Jessica M.

## Center 3

- Morgan
- Sarah G.
- Brittney
- Denise

## Center 4

- India
- Donna
- Leanna
- Sarah A.

## Center 5

- Tiffani
- Jacqueline
- Amber
- Carol

## Center 6

- Jenny
- Ulis
- Shannon
- Ashley

Lower Level Learning Tasks

Higher Level Learning Tasks

# Math Centers

- Three centers use an Engine-Uity Math Mini-Center. One is Versatiles.
- Each center has three levels of learning experiences: less challenging (remember and understand), challenging (apply and analyze), and more challenging (evaluate and create).
- Each center has the learning tasks in colored folders (**green for less challenging, yellow for challenging; red for more challenging**) so that learners have choices.
- All of the materials needed are in the folders themselves or at the center.

# How Do They Work?

- Teacher creates groups using a preassessment appropriate to the learning experience. \*Note that some students are at the same level as ELA while others are not.
- Students check the math center poster to see what color clothes pin they have as well as which center is their beginning point. \*Note the reversal of colors.
- Once at their centers, students select one of two or three choices (depending on the center) from their assigned-color folders to complete. Once time is called, students rotate clockwise.
- Students select a learning experience and work on it until time is called. The pattern continues.

# Math Groups

## Center 1

- India
- Donna
- Leanna
- Sarah G.
- Carol
- Jenny

## Center 2

- Morgan
- Sarah A.
- Brittney
- Denise
- Amber
- Shannon

## Center 3

- Lindsay
- Cristen
- Larry
- Jessica B.
- Jessica M.
- Jacqueline
- Ashley
- Carol
- Jenny

## Center 4

- Kate
- Katie
- Allison
- Sheri
- Del
- Tiffani
- Ulis
- Carol
- Jenny

# Math Groups

## Center 1

- India
- Donna
- Leanna
- Sarah G.
- Carol
- Jenny

## Center 2

- Morgan
- Sarah A.
- Brittney
- Denise
- Amber
- Shannon

## Center 3

- Lindsay
- Cristen
- Larry
- Jessica B.
- Jessica M.
- Jacqueline
- Ashley

## Center 4

- Kate
- Katie
- Allison
- Sheri
- Del
- Tiffani
- Ulis

Less Challenging Learning Tasks  
Challenging Learning Tasks  
More Challenging Learning Tasks

Name	ELA Level (group)	Math Level (group)
Cristen Arvin	L (2)	H (3)
Sarah Azevedo	H (4)	M (2)
Sheri Becker	L (1)	M (4)
Jessica Benson	H (2)	H (3)
Lindsay Boyce	L (2)	M (3)
Brittney Brunner L	L (3)	L (2)
Ulis Burns	H (6)	M (4)
Katie Duvall	H (1)	M (4)
Allison Edeburn	L (1)	H (4)
Larry Elder	H (2)	M (3)
India Gilvins	L (4)	M (1)
Jacqueline Ginder	H (5)	L (3)
Sarah Gotcher	H (3)	L (1)
Shannon Helm	L (6)	L (2)
Leanna Jones	H (4)	H (1)
Jessica McClure	L (2)	L (3)
Tiffani Morrison	L (5)	L (4)
Carol Peace	H (5)	H (1)
Del Prince	H (1)	H (4)
Kate Rueve	H (1)	L (4)
Denise Sloyer	H (3)	H (2)
Donna Smith	L (4)	M (1)
Ashley Stewart	L (6)	M (3)
Jenny Stith	H (6)	L (1)
Morgan Terry	L (3)	M (2)
Amber Williams	L (5)	H (2)

This chart provides an overview of groupings and levels.





















# What Observations Can You Make About...

- Organization and management of centers
- Grouping
- Differentiation
- Use of Engine-Uity
- Student Accountability: Formative or Summative


# How Can We Differentiate These Centers? (let's pretend they aren't)








	M	T	W	TH	F
① IPAD-					
② Read To Self-					
③ Word Work-					
④ Guided Reading-					

# Centers

Computer  


Rainbow Sight Words  


Morning Message  



Read with the Teacher  


Cool Kids

Flash Kids

Superstars

Rock Stars



How many blocks?  
A 30 C 3  
B 300 D 330  
Skip Count


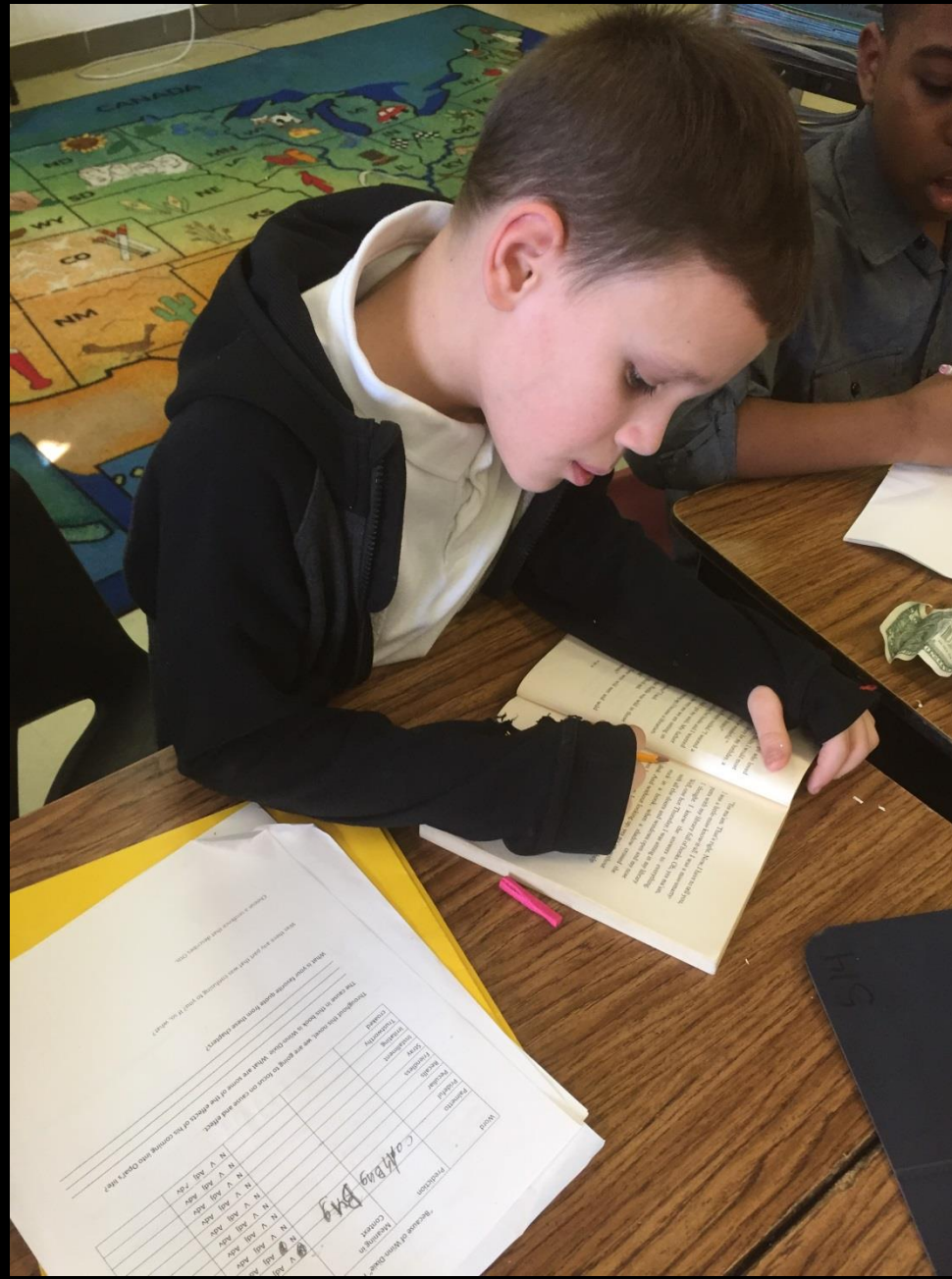

Which group has an ODD number of blocks?  
A B C D  
Skip Count

Which group has an ODD number of blocks?  
A B C D  
Skip Count

How many blocks?  
A 60 C 45  
B 40 D 50  
Skip Count

Skip count by 5's. What numbers are missing?  
30, 35, 40, \_\_\_\_, \_\_\_\_, \_\_\_\_  
A 50, 60, 70  
B 50, 55, 60  
C 45, 50, 55  
D 35, 30, 25  
Skip Count

Skip count by 2's. What numbers are missing?  
A 2, 4, 6  
B 4, 6, 8  
C 6, 8, 10



A poster with a rainbow background consisting of six horizontal stripes: yellow, orange, purple, teal, blue, and green. The text "AMAZING THINGS HAPPEN HERE" is written in white, hand-drawn, uppercase letters across the center of the stripes.

AMAZING  
THINGS  
HAPPEN  
HERE

Each school gets a copy  
of each ELA center,  
including the book!