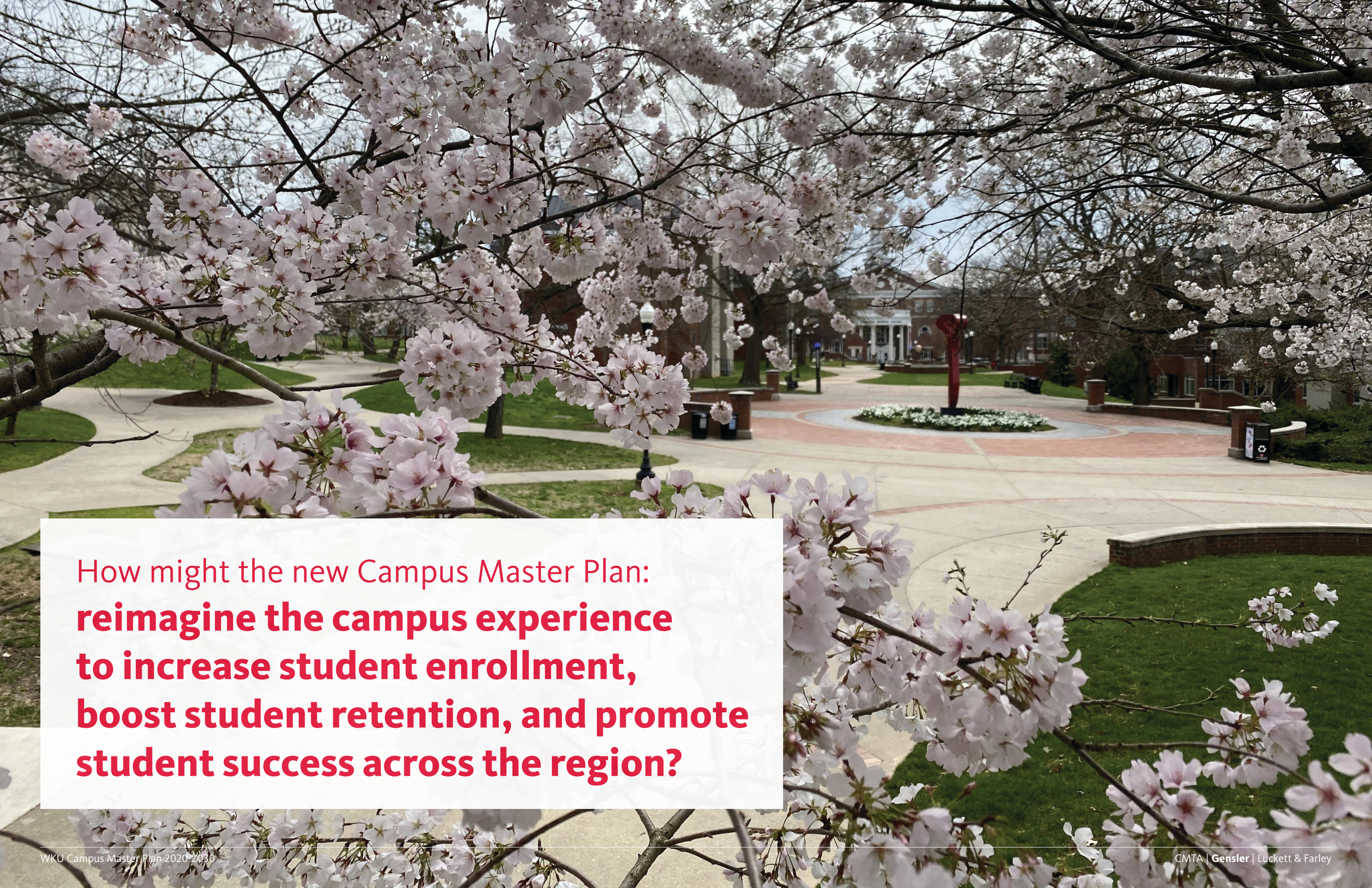


An aerial photograph of a university campus. The image shows a mix of brick academic buildings, a large baseball field with a red infield and green outfield, and a multi-lane road with a traffic light intersection. In the foreground, there's a large brick building with a flat roof. To the right, a tall, modern brick building stands out. The background is filled with more campus buildings and green spaces under a clear sky.

Campus Master Plan

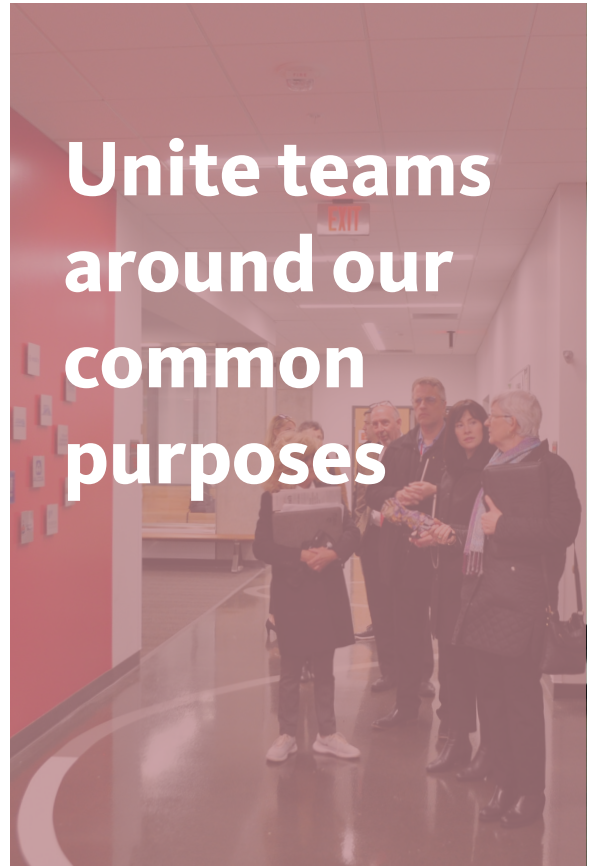
EXTENDS DEVELOPMENT TO THE SOUTHERN END OF CAMPUS

High resident density combined with key academic programs, athletics and recreation make this side of the campus a prime location for investment



How might the new Campus Master Plan:
reimagine the campus experience
to increase student enrollment,
boost student retention, and promote
student success across the region?

Campus Master Plan Guiding Principles



Designing to **broaden visibility, build empathy, and prioritize support locations.**

Designing to **trigger conversations, enable personal expression, and seasonal celebrations**

Designing to **co-work with alumni, showcase student journeys, and work with non-traditional students**

Designing to **boost unexpected connections, encourage opinion-sharing, and invite industry in**

Designing to **co-locate for purpose, intermingle diverse stakeholders, and narrate stories of our goals**

Campus Master Plan Alignment with Strategic Plan



Centralizing advising to incorporate **financial, mental, physical, and social wellness**

Lowering thresholds to incorporate student need for scholarships

Diversity, equity, and inclusion plan for cultural competency



Integrating diverse & international student populations into the WKU community

Providing for **education, assistance, & inspiration outside the classroom**

Cultivating on-going **relationships that last a lifetime** with alumni



Enrolling non-traditional students, **creating multiple pathways to complete a degree**

Basing resource allocation **decisions on actual results**

Bringing alumni on campus to share their knowledge, experiences



Preparing students for a career, boosting problem solving and critical thinking

Transforming CRD into **innovation campus to promote collaboration**

Providing intellectual **experiences to develop hard and soft skills**



Incentivizing research and creative activities to promote learning, expand outreach

Supporting **innovative pedagogy and instruction**

Applying research & ideas into action and **linking theory and practice**

Campus Master Plan Planning Approach



Creating a deliberate entry experience
(whether on north or south side)



Drawing and holding communities together through green spaces
(signature plazas)



Clustering new masses to boost a new campus presence (shifting center of gravity of campus)



Energizing pedestrian experience through clarified, continuous, and connected circulation



Connecting buildings to make them work better together
(adjacencies w/existing ones)

Campus Master Plan Planning Priorities

1 Reinforce and celebrate the strengths of campus today

In addition to the **rich history and legacy of WKU**, the **Master Plan will build upon the numerous initiatives currently in progress**, such as the First Year Village, The Commons at Helm, and the Hilltop Study following the demolition of Garrett.

2 Accelerate campus community through open spaces

University campuses are defined by their open spaces and the Master Plan will utilize the campus landscape to amplify the sense of place and community at WKU.

3 Manage program growth through optimized space utilization

Overall, **the Master Plan will not propose the addition of buildings, parking or resources without a clear need** and will consider the removal of existing facilities that are no longer fit for purpose, or at their end of their usable life.

Campus Master Plan Initiatives



Complete projects such as The Commons at Helm, the First Year Village, removal of Garrett Conference Center and Tate Page Hall and landscape improvements



Strategic investment in learning technology and classroom infrastructure



Address facilities no longer fit for their purpose and optimize utilization



New College of Business

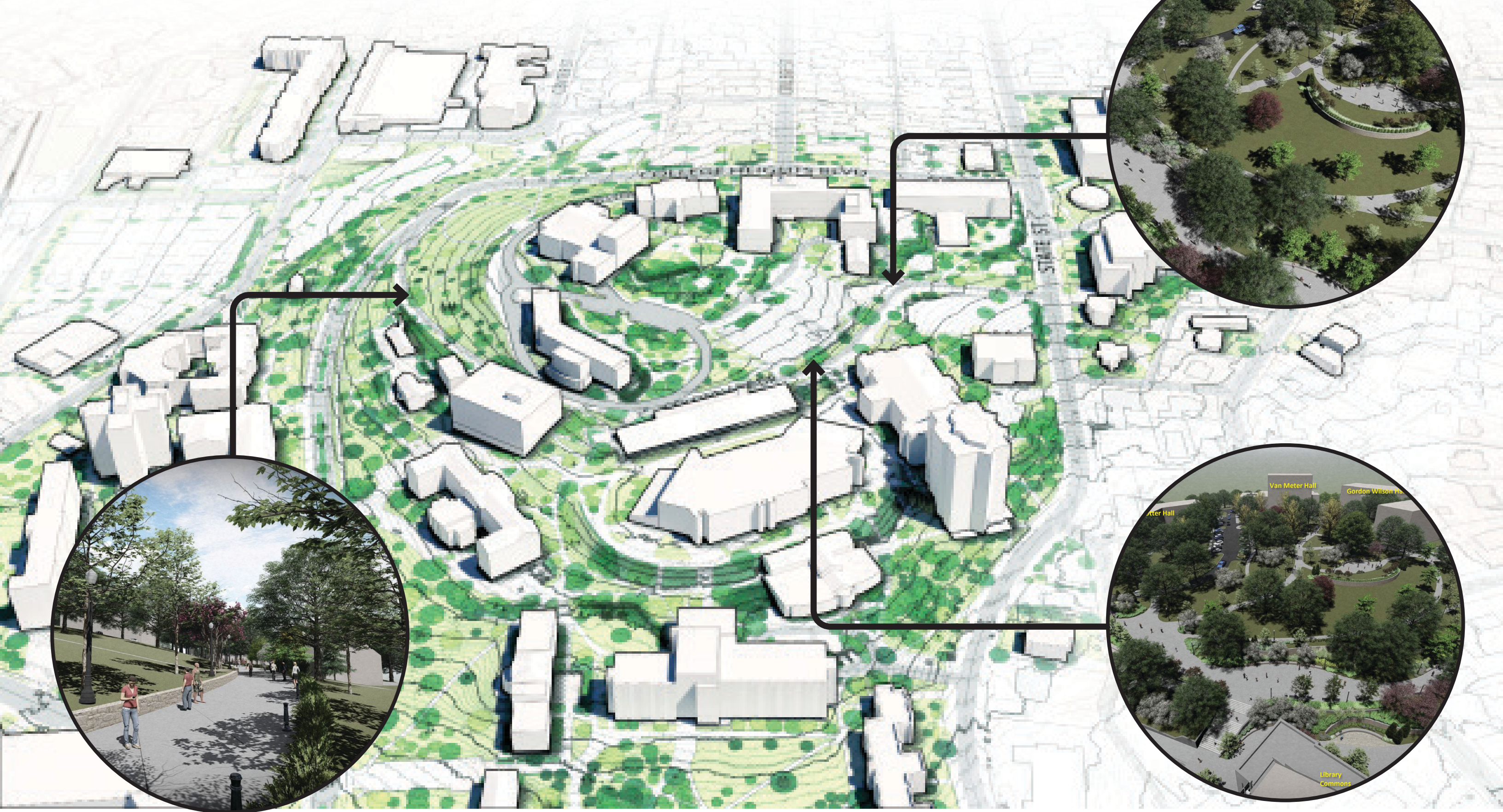


Improve accessibility across campus

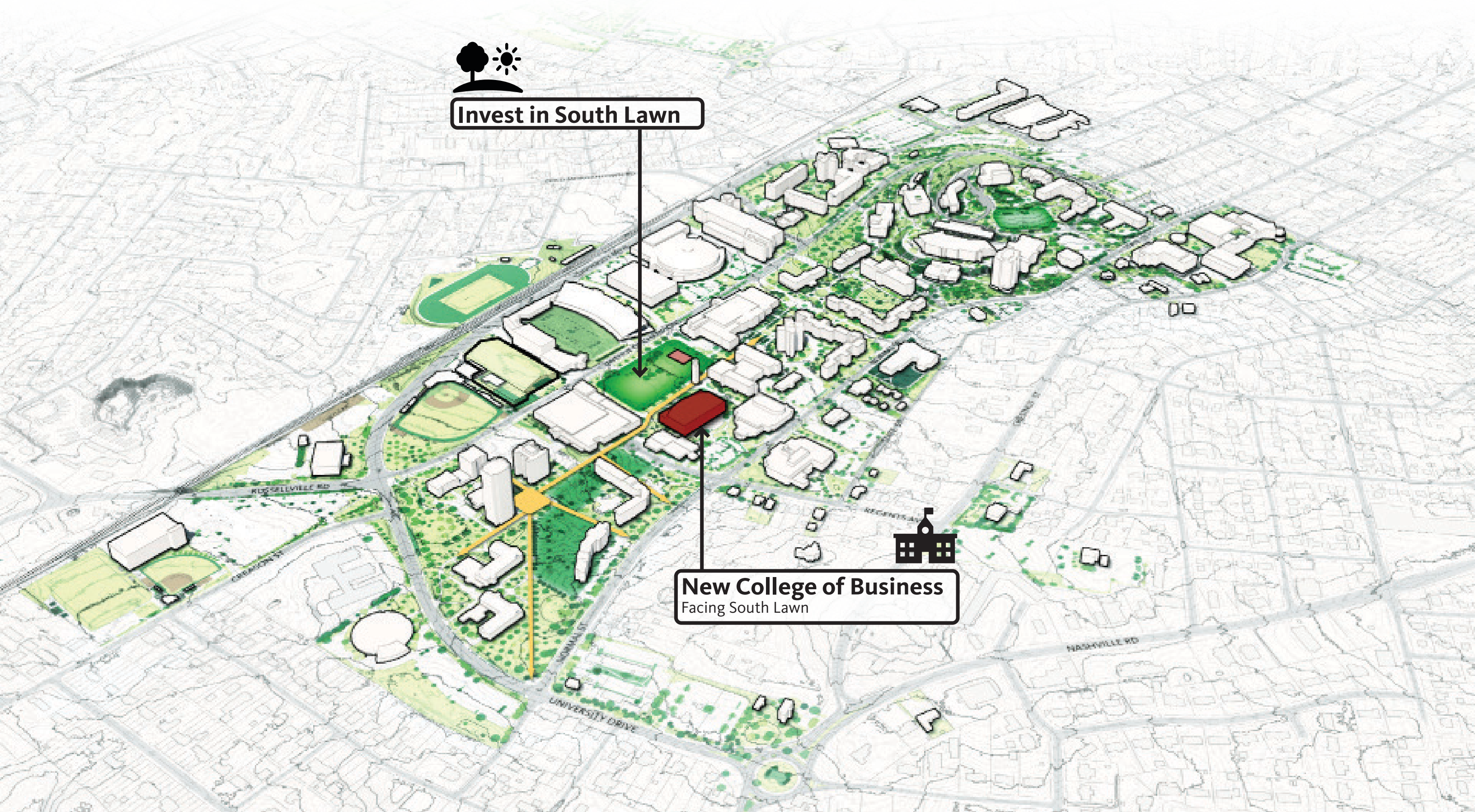
Campus Master Plan The Commons at Helm Library



Campus Master Plan Hilltop Planning Study



Campus Master Plan New College of Business

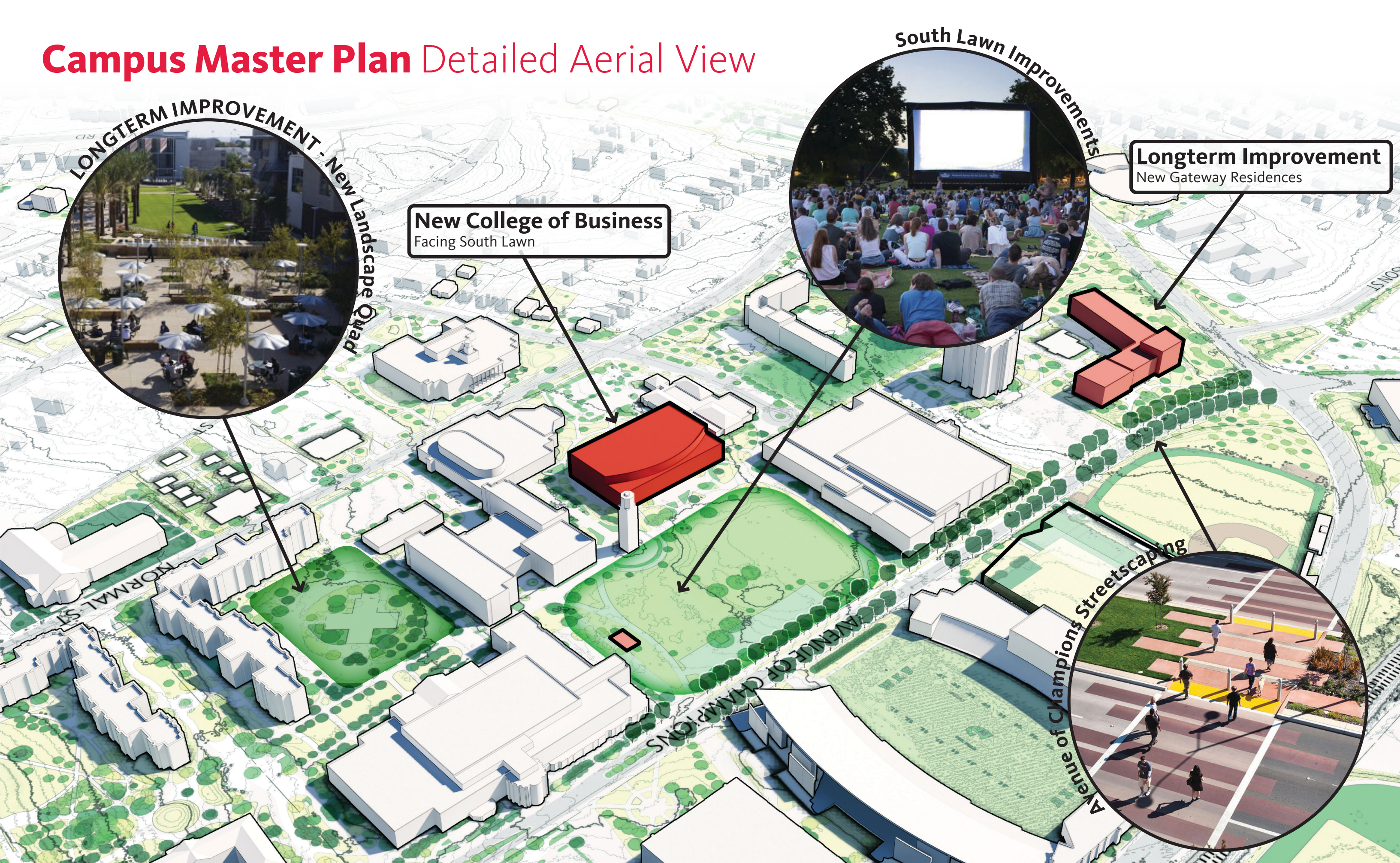


Invest in South Lawn



New College of Business
Facing South Lawn

Campus Master Plan Detailed Aerial View



LONGTERM IMPROVEMENT - New Landscape Quad

New College of Business
Facing South Lawn

South Lawn Improvements

Longterm Improvement
New Gateway Residences

Avenue of Champions Streetscaping

Campus Master Plan Concept Diagrams

PEDESTRIAN EXPERIENCE
— POSITIVE
- - - FAIR

— DEFINED EDGE
— GREEN SPACE



Existing Campus

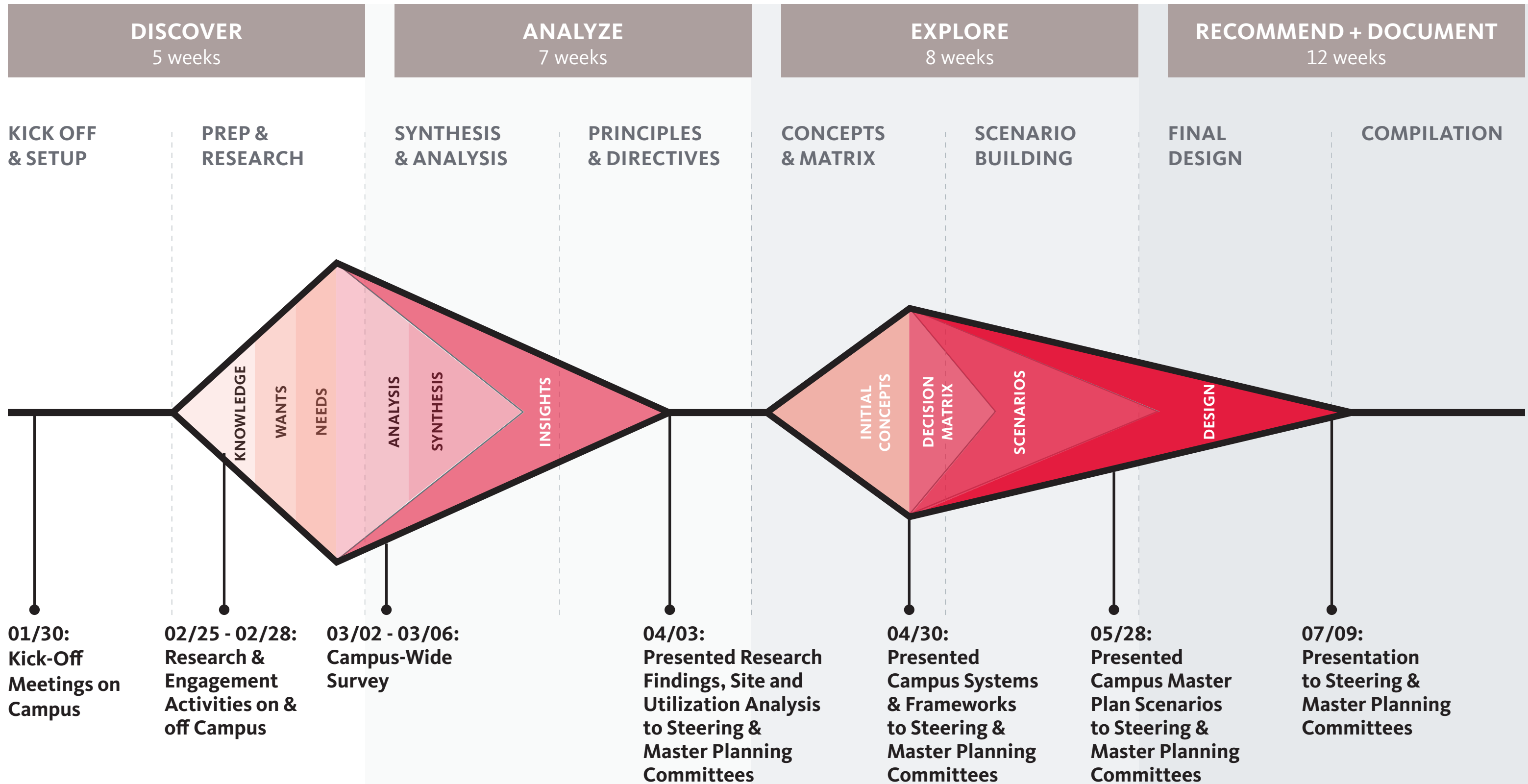
The pedestrian experience and quality of open space **breaks down at the bottom of the Hill.**



Campus Master Plan

The **identity and legacy of the Hill extends south**, with improvement of Centennial Mall, and primary routes along Ave. of Champions and Normal St.

Campus Master Plan Project Process



Campus Master Plan Classroom Utilization Analysis

Overall, **Grise Hall** is the **most highly utilized classroom building** on campus, serving other programs in addition to the College of Business.

We analyzed classroom usage based on a 45 hour week (Monday - Friday, 8am - 5pm) for the Spring 2020 schedule. We examined minutes per term, per classroom per building.

100% utilization for a single classroom equates to 36,320 minutes/term.



Source: Astra Space Utilization of Labs and Classrooms, Spring 2020

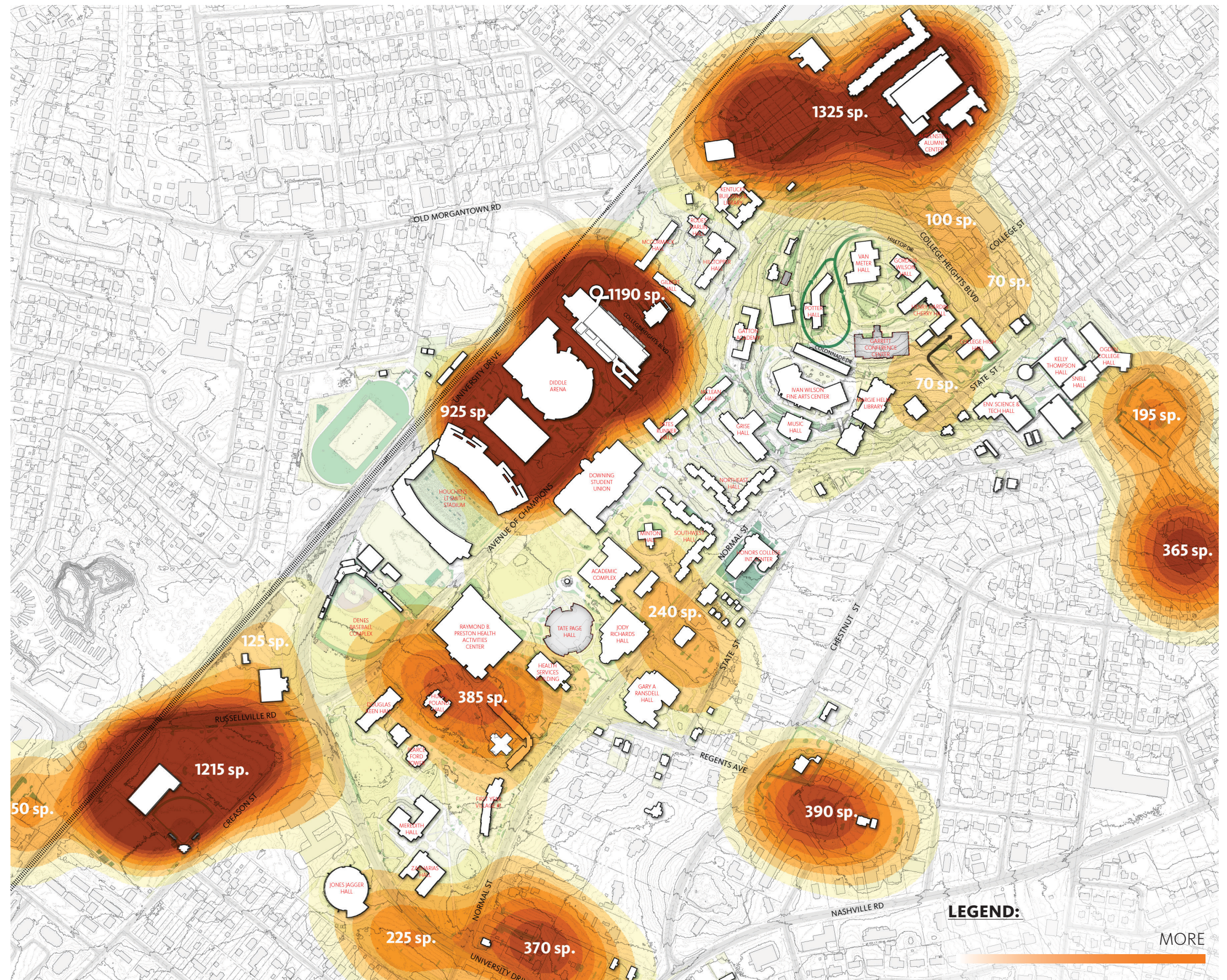
Campus Master Plan Student Housing Density Analysis

Campus housing is concentrated in pockets, at the north edge and southeast sides of campus, creating **opportunities to enhance the student experience with targeted landscape interventions.**



Campus Master Plan Parking Analysis

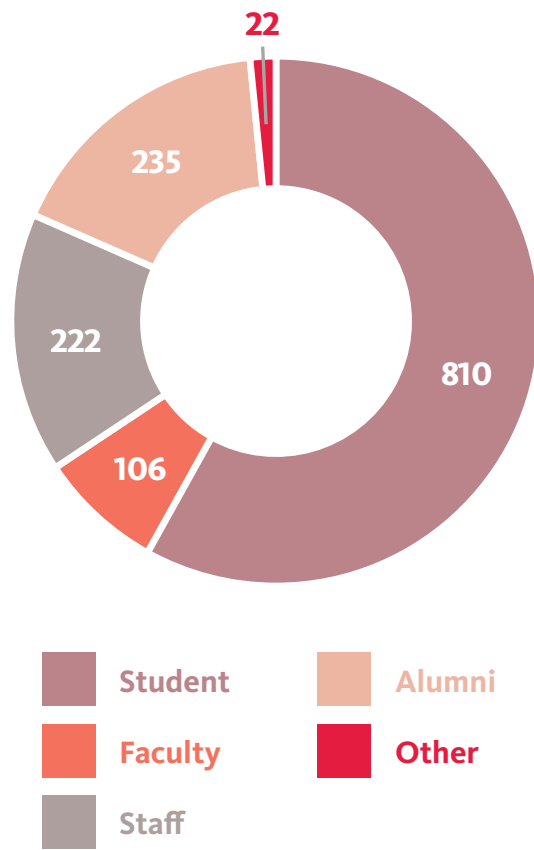
Parking is distributed around campus, but the locations are seen as **inconvenient because the paths between parking lots and campus destinations are not always clear.**



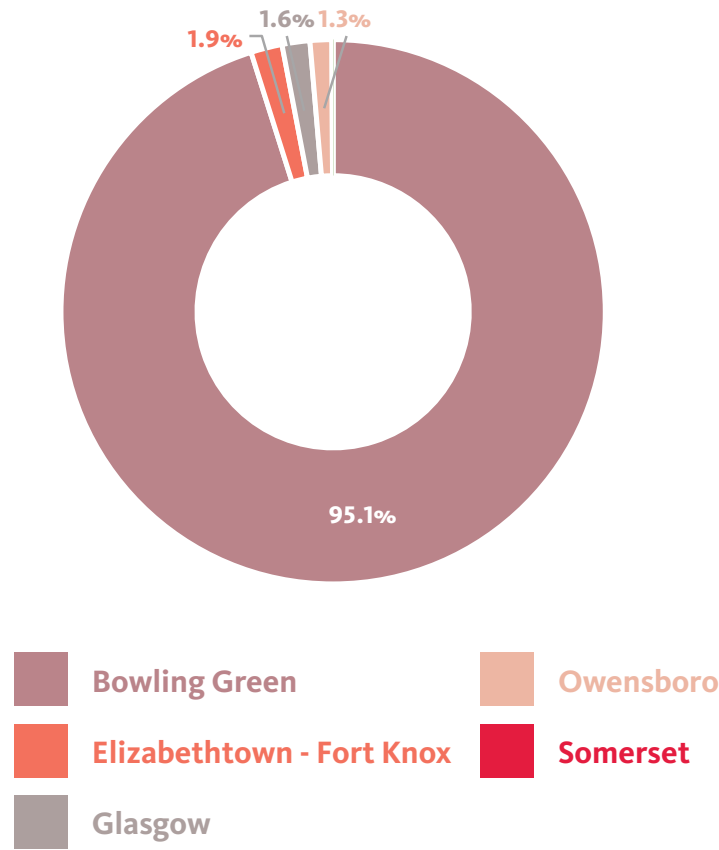
Campus Master Plan Survey Respondents' Summary

The survey received 1395 responses, with more than half (810) from students. Majority of respondents feel safe on campus.

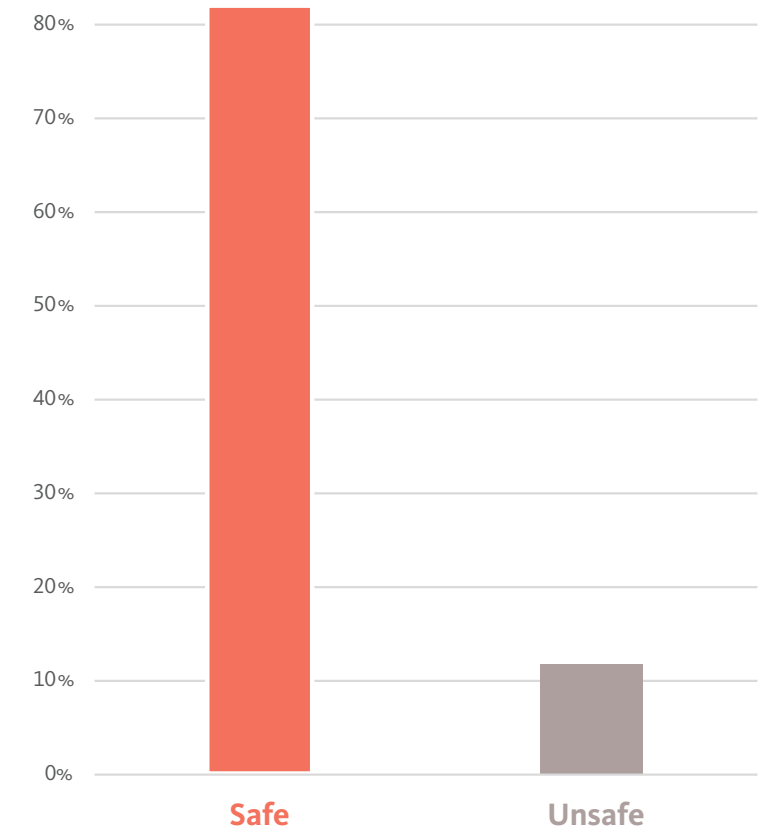
What is your role at WKU?



Which campus do you most use at WKU?



Mentions of "safe" and "unsafe"

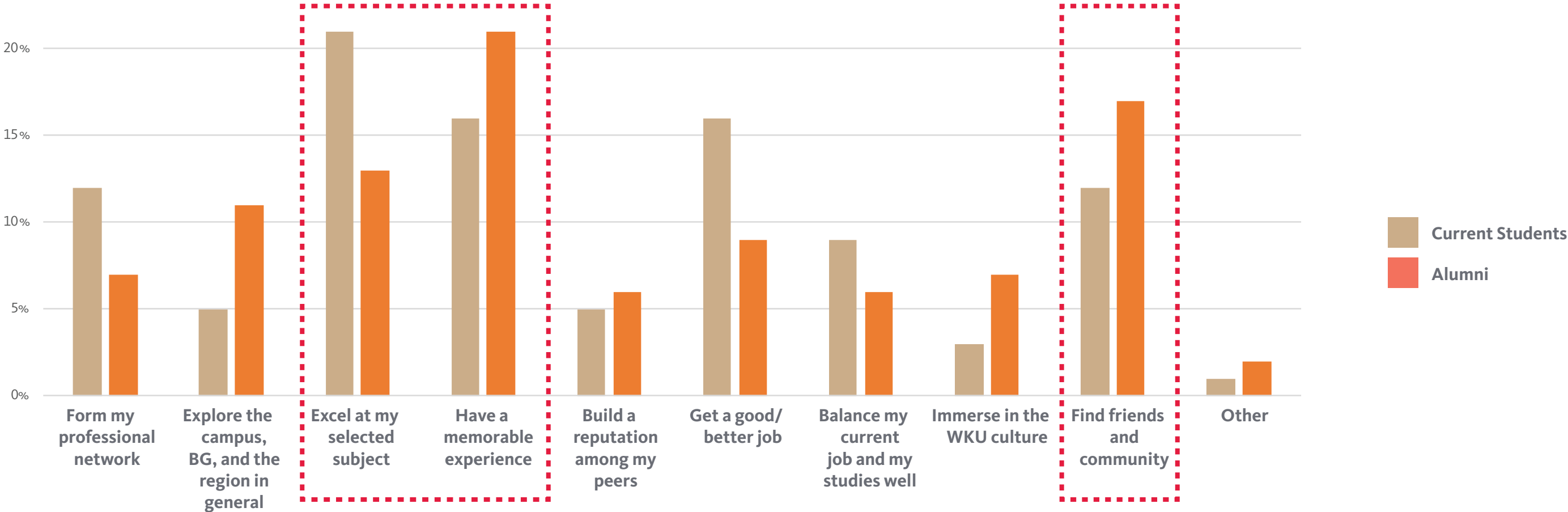


Campus Master Plan Survey Respondents' Summary

We asked students about their top priorities while at WKU...

Current students respondents' top priority is to excel at their subject, while alumni respondents' top takeaway from their WKU experience was a memorable experience with friends and community.

Student priorities while at WKU v Alumni takeaways from their WKU experience



Campus Master Plan Survey Respondents' Summary

We asked faculty and staff about their top priorities at WKU...

Faculty and staff have a shared top priority in their WKU role: to see students thrive. Helping students find themselves, their skill, and their voice was another shared goal.

Faculty priorities in their WKU role

