



**FINANCE AND BUDGET
COMMITTEE**

January 19, 2024

2023-24 STATEMENT OF REVENUES & EXPENDITURES

REQUEST:

Accept for filing the Statement of Revenues & Expenditures for the Six Months Ended December 31, 2023 and 2022.

FACTS:

This report is a summary of revenue versus expenses for the second quarter of fiscal year 2024.

Total realized revenue was \$218.9 million or 66% of budget. Overall, total revenue is more than the prior year due to an increase in several categories including net tuition revenue. Actual net tuition revenue is approximately 93% of budgeted net tuition revenue.

Total expenses were \$179.2 million or 54% of budget. Personnel expenses, consisting of salary and fringe benefits, have increased \$4.6 million due to the salary increase enacted at the beginning of calendar year 2023, as well as filling positions that were previously vacant.

RECOMMENDATION:

President Timothy C. Caboni recommends that the Board of Regents accept for filing the Statement of Revenues and Expenditures for the Six Months Ended December 31, 2023 and 2022.

MOTION:

Accept for filing the Statement of Revenues and Expenditures for the Six Months Ended December 31, 2023 and 2022.



	Budget 2024	Actual 2024	2024 % of Budget	Budget 2023	Actual 2023	2023 % of Budget
Revenue						
Revenues						
Gross Tuition & Fees	\$ 177,120,000	\$ 165,647,330	94%	\$ 176,547,700	\$ 158,655,297	90%
Less Institutional Financial Assistance	(59,113,600)	(56,381,347)	95%	(53,929,000)	(49,890,508)	93%
Net Tuition Revenue	118,006,400	109,265,983	93%	122,618,700	108,764,788	89%
State Appropriation	83,449,700	45,794,551	55%	85,721,600	47,148,000	55%
Grants & Contracts	61,530,000	37,535,101	61%	59,078,000	36,355,565	62%
Other Revenue	36,869,300	10,320,831	28%	29,809,700	8,042,436	27%
Auxiliary	15,658,000	10,137,909	65%	16,607,000	9,121,586	55%
Sales & Services	15,317,000	5,798,334	38%	15,683,700	6,042,602	39%
TOTAL Revenue	\$ 330,830,400	\$ 218,852,709	66%	\$ 329,518,700	\$ 215,474,977	65%
Expense						
Personnel Expense						
Wages/Salaries	131,090,000	64,437,355	49%	130,280,000	61,143,918	47%
Fringe Benefits	52,629,000	24,608,803	47%	52,460,000	23,299,992	44%
TOTAL Personnel Expense	183,719,000	89,046,158	48%	182,740,000	84,443,910	46%
Direct Expense						
Other Financial Assistance	55,733,400	35,728,735	64%	53,840,000	35,055,118	65%
Supplies & Operating Expenses	40,377,000	22,100,974	55%	41,353,900	21,543,760	52%
Maintenance	17,147,000	14,106,245	82%	16,904,000	13,283,510	79%
Debt Service	17,008,000	10,100,063	59%	18,366,000	9,672,342	53%
Utilities	9,641,000	3,589,021	37%	9,740,800	4,054,719	42%
Travel	7,205,000	4,539,558	63%	6,574,000	4,818,378	73%
TOTAL Direct Expense	147,111,400	90,164,596	61%	146,778,700	88,427,826	60%
TOTAL Expense	\$ 330,830,400	\$ 179,210,754	54%	\$ 329,518,700	\$ 172,871,736	52%

PERSONNEL ACTIONS

REQUEST:

Approval of faculty and staff personnel actions which have been approved through administrative channels and executed through the human resources information system during the period 09/01/2023 – 12/31/2023.

FACTS:

The Finance Committee requested the University restructure and streamline the personnel report so that the Board can engage in a more focused review of the University’s proposed compensation commitments, in accordance with statute. The personnel report has been updated to accommodate this request, and moving forward the Board will review and approve new appointments, promotions, market equity adjustments, and reclassifications that result in increased compensation on a biannual basis. Faculty and staff one-time payments will be presented to the Board on an annual basis.

Actions are identified by “type” and “funding source” and excludes those actions specifically delegated to the President.

BUDGETARY IMPLICATIONS:

Funding is provided as indicated for each transaction.

RECOMMENDATION:

President Timothy C. Caboni recommends approval of all faculty and staff personnel actions.

MOTION:

Approve faculty and staff personnel actions.

Completed Faculty Personnel Actions Subject to Board Approval
 Effective September 1, 2023 through December 31, 2023

Department	Position Number	Title	Effective Date	Proposed Rate/Salary	Type Action	Funding Source
Chemistry	994957	Professor	09/09/2023	170,833.68	Transfer	E&G
School of Leadership & Prof Studies	995888	Associate Professor	07/01/2023	76,368.00	Salary Increase MKTEQ	E&G
Media & Communication	996217	Associate Professor	10/01/2023	63,000.00	Salary Increase OTHSI	E&G
Chemistry	994957	Professor	09/09/2023	170,833.68	Sabbatical	E&G

Funding Source Codes:

E&G - Education and General

Grant - Grant Funded

Aux - Auxiliary

RD - Revenue Dependent

Split - Split between sources

FDN - Foundation

Salary Increase Codes:

ADDED - Added Duties

DEGRE - Degree

MKTEQ - Market Equity

MSGIN - Minimum Salary Grade Increase

REORG - Departmental Reorganization

OTHSI - Other Salary Increase

Action Definitions:

INITIAL APPOINTMENT - Used when an employee is added to payroll for the first time.

REAPPOINTMENT - Used when an employee comes to the end date of an appointment and is continued in the same position. Used only when there is no break in employment.

REHIRE - Used when an employee is rehired following a separation from WKU.

REHIRE OF A RETIREE - Used when a WKU retired employee is rehired.

ADDED DUTIES - Used when an employee receives a salary increase due to added responsibilities in their job but when their job is not reclassified.

DEGREE - Used when an employee receives a degree resulting in an increase to their base salary or payment of a lump sum.

MARKET/EQUITY INCREASE - Used when an employee receives a salary increase as the result of market or equity factors.

MSGIN - Used when an employee receives a salary increase in order to reach the range of the assigned salary grade.

OTHER SALARY INCREASE - Used when an employee receives a salary increase due to reasons not covered by other salary increase reason codes.

RECLASSIFICATION - Used when an employee's job title, salary grade and/or salary are changed as the result of a material increase in duties/responsibilities.

REORGANIZATION - Used when an employee receives a salary increase as the result of a departmental reorganization.

FISCAL YEAR SALARY INCREASE - Used when a salary increase is effective on July 1.

STATUS CHANGE - used when an employee changes part time/full time status or temporary/ongoing status.

TRANSFER - Used when an employee moves from one position to another position regardless of department and/or salary change.

STIPEND - Compensation that is in addition to base pay for a finite period and typically associated with increased job responsibilities

SALARY INCREASE SALCY - Used when a salary increase is effective January 1

FACULTY LOAD AND COMPENSATION - Part-time teaching assignments

Department	Position Number	Title	Begin Date	End Date	Proposed Salary	Funding Source
School of Nursing and Allied Health	FP9962	MP PT Temp Faculty	09/01/2023	12/31/2023	9,000.00	E&G
School of Nursing and Allied Health	FP9962	MP PT Temp Faculty	09/01/2023	12/31/2023	9,000.00	E&G
School of Nursing and Allied Health	FP9962	MP PT Temp Faculty	09/01/2023	12/31/2023	9,000.00	E&G
School of Nursing and Allied Health	FP9962	MP PT Temp Faculty	09/01/2023	12/31/2023	9,000.00	E&G
School of Nursing and Allied Health	FP9810	MP PT Temp Faculty	09/01/2023	12/31/2023	7,000.00	E&G
School of Nursing and Allied Health	FP9810	MP PT Temp Faculty	09/01/2023	12/31/2023	7,000.00	E&G
School of Nursing and Allied Health	FP9810	MP PT Temp Faculty	09/01/2023	12/31/2023	7,000.00	E&G
School of Nursing and Allied Health	FP9810	MP PT Temp Faculty	09/01/2023	12/31/2023	7,000.00	E&G
School of Nursing and Allied Health	FP9810	MP PT Temp Faculty	09/01/2023	12/31/2023	7,000.00	E&G
School of Nursing and Allied Health	FP9810	MP PT Temp Faculty	09/01/2023	12/31/2023	7,000.00	E&G
School of Nursing and Allied Health	FP9810	MP PT Temp Faculty	09/01/2023	12/31/2023	7,000.00	E&G
School of Nursing and Allied Health	FP9810	MP PT Temp Faculty	09/01/2023	12/31/2023	7,000.00	E&G
School of Nursing and Allied Health	FP9810	MP PT Temp Faculty	09/01/2023	12/31/2023	7,000.00	E&G
School of Nursing and Allied Health	FP9810	MP PT Temp Faculty	09/01/2023	12/31/2023	7,000.00	E&G
School of Nursing and Allied Health	FP9810	MP PT Temp Faculty	09/01/2023	12/31/2023	7,000.00	E&G
School of Nursing and Allied Health	FP9810	MP PT Temp Faculty	09/01/2023	12/31/2023	7,000.00	E&G
School of Nursing and Allied Health	FP9810	MP PT Temp Faculty	09/01/2023	12/31/2023	7,000.00	E&G
School of Nursing and Allied Health	FP9810	MP PT Temp Faculty	09/01/2023	12/31/2023	7,000.00	E&G
School of Nursing and Allied Health	FP9810	MP PT Temp Faculty	09/01/2023	12/31/2023	7,000.00	E&G
School of Nursing and Allied Health	FP9810	MP PT Temp Faculty	09/01/2023	12/31/2023	7,000.00	E&G
School of Nursing and Allied Health	FP9810	MP PT Temp Faculty	09/01/2023	12/31/2023	7,000.00	E&G
School of Nursing and Allied Health	FP9782	MN FT Faculty - Temp PT	09/01/2023	12/31/2023	7,000.00	E&G
School of Nursing and Allied Health	FP9810	MP PT Temp Faculty	09/01/2023	12/31/2023	7,000.00	E&G
School of Nursing and Allied Health	FP9810	MP PT Temp Faculty	09/01/2023	12/31/2023	7,000.00	E&G
School of Nursing and Allied Health	FP9755	MP PT Temp Faculty	09/01/2023	12/31/2023	6,750.00	E&G
School of Nursing and Allied Health	FP9810	MP PT Temp Faculty	09/01/2023	12/31/2023	6,000.00	E&G
School of Nursing and Allied Health	FP9810	MP PT Temp Faculty	09/01/2023	12/31/2023	6,000.00	E&G
School of Nursing and Allied Health	FP9810	MP PT Temp Faculty	09/01/2023	12/31/2023	6,000.00	E&G
School of Nursing and Allied Health	FP9810	MP PT Temp Faculty	09/01/2023	12/31/2023	6,000.00	E&G
School of Nursing and Allied Health	FP9810	MP PT Temp Faculty	09/01/2023	12/31/2023	6,000.00	E&G
School of Nursing and Allied Health	FP9810	MP PT Temp Faculty	09/01/2023	12/31/2023	6,000.00	E&G
School of Nursing and Allied Health	FP9810	MP PT Temp Faculty	09/01/2023	12/31/2023	6,000.00	E&G
School of Nursing and Allied Health	FP9810	MP PT Temp Faculty	09/01/2023	12/31/2023	6,000.00	E&G
School of Nursing and Allied Health	FP9810	MP PT Temp Faculty	09/01/2023	12/31/2023	6,000.00	E&G
School of Nursing and Allied Health	FP9810	MP PT Temp Faculty	09/01/2023	12/31/2023	6,000.00	E&G
School of Leadership & Prof Studies	FP9718	MN FT Faculty - Temp PT	10/01/2023	10/31/2023	5,334.00	RD
School of Leadership & Prof Studies	FP9718	MN FT Faculty - Temp PT	10/01/2023	10/31/2023	5,334.00	RD
School of Nursing and Allied Health	FP9962	MP PT Temp Faculty	11/01/2023	12/31/2023	5,000.00	E&G
Environment, Health & Safety	FP9810	MP PT Temp Faculty	09/01/2023	12/31/2023	5,000.00	E&G
School of Nursing and Allied Health	FP9810	MP PT Temp Faculty	09/01/2023	12/31/2023	5,000.00	E&G
School of Nursing and Allied Health	FP9810	MP PT Temp Faculty	09/01/2023	12/31/2023	5,000.00	E&G
School of Nursing and Allied Health	FP9810	MP PT Temp Faculty	09/01/2023	12/31/2023	5,000.00	E&G
School of Nursing and Allied Health	FP9810	MP PT Temp Faculty	09/01/2023	12/31/2023	5,000.00	E&G
School of Nursing and Allied Health	FP9962	MP PT Temp Faculty	09/01/2023	10/31/2023	5,000.00	E&G
Music	FP9974	MP PT Temp Faculty	09/01/2023	12/31/2023	4,991.14	E&G
Economics	FP9819	MP PT Temp Faculty	09/01/2023	12/31/2023	4,968.00	E&G
School of Teacher Education	FP9988	MP PT Temp Faculty	09/01/2023	12/31/2023	4,800.00	E&G
School of Teacher Education	FP9983	MP PT Temp Faculty	09/01/2023	12/31/2023	4,800.00	E&G

Department	Position Number	Title	Begin Date	End Date	Proposed Salary	Funding Source
Accounting	FP9800	MP PT Temp Faculty	11/01/2023	12/31/2023	4,800.00	E&G
Applied Human Sciences	FP9987	MP PT Temp Faculty	09/01/2023	12/31/2023	4,800.00	E&G
Applied Human Sciences	FP9987	MP PT Temp Faculty	09/01/2023	12/31/2023	4,800.00	E&G
Dean of Students	FP9786	MN FT Faculty - Temp PT	09/01/2023	12/31/2023	4,800.00	E&G
History	FP9976	MP PT Temp Faculty	09/01/2023	12/31/2023	4,800.00	E&G
History	FP9976	MP PT Temp Faculty	09/01/2023	12/31/2023	4,800.00	E&G
History	FP9976	MP PT Temp Faculty	09/01/2023	12/31/2023	4,800.00	E&G
History	FP9976	MP PT Temp Faculty	09/01/2023	12/31/2023	4,800.00	E&G
History	FP9976	MP PT Temp Faculty	09/01/2023	12/31/2023	4,800.00	E&G
Political Science	FP9972	MP PT Temp Faculty	09/01/2023	12/31/2023	4,800.00	E&G
School of Kinesiology, Rec. & Sport	FP9986	MP PT Temp Faculty	09/01/2023	12/31/2023	4,800.00	E&G
School of Kinesiology, Rec. & Sport	FP9986	MP PT Temp Faculty	09/01/2023	12/31/2023	4,800.00	E&G
School of Leadership & Prof Studies	FP9721	MN FT Faculty - Temp PT	09/01/2023	12/31/2023	4,800.00	E&G
School of Leadership & Prof Studies	FP9721	MN FT Faculty - Temp PT	09/01/2023	12/31/2023	4,800.00	E&G
School of Leadership & Prof Studies	FP9721	MN FT Faculty - Temp PT	09/01/2023	12/31/2023	4,800.00	E&G
School of Teacher Education	FP9721	MN FT Faculty - Temp PT	09/01/2023	12/31/2023	4,800.00	E&G
School of Teacher Education	FP9721	MN FT Faculty - Temp PT	09/01/2023	12/31/2023	4,800.00	E&G
School of Teacher Education	FP9720	MP PT Temp Faculty	09/01/2023	12/31/2023	4,800.00	E&G
School of Teacher Education	FP9983	MP PT Temp Faculty	09/01/2023	12/31/2023	4,800.00	E&G
School of Teacher Education	FP9983	MP PT Temp Faculty	09/01/2023	12/31/2023	4,800.00	E&G
School of Professional Studies	FP9988	MP PT Temp Faculty	09/01/2023	10/31/2023	4,800.00	E&G
Counseling and Student Affairs	FP9981	MP PT Temp Faculty	09/01/2023	12/31/2023	4,014.00	E&G
Counseling and Student Affairs	FP9981	MP PT Temp Faculty	09/01/2023	12/31/2023	4,014.00	E&G
Counseling and Student Affairs	FP9981	MP PT Temp Faculty	09/01/2023	12/31/2023	4,014.00	E&G
Career & Workforce Development	FP9891	MP PT Temp Faculty	09/01/2023	12/31/2023	4,002.00	E&G
Career & Workforce Development	FP9891	MP PT Temp Faculty	09/01/2023	12/31/2023	4,002.00	E&G
Career & Workforce Development	FP9891	MP PT Temp Faculty	09/01/2023	12/31/2023	4,002.00	E&G
Management	FP9989	MP PT Temp Faculty	09/01/2023	12/31/2023	4,002.00	E&G
Economics	FP9991	MP PT Temp Faculty	09/01/2023	12/31/2023	4,002.00	E&G
Analytics & Information Systems	FP9990	MP PT Temp Faculty	09/01/2023	12/31/2023	4,002.00	E&G
Analytics & Information Systems	FP9990	MP PT Temp Faculty	09/01/2023	12/31/2023	4,002.00	E&G
Analytics & Information Systems	FP9990	MP PT Temp Faculty	09/01/2023	12/31/2023	4,002.00	E&G
Analytics & Information Systems	FP9990	MP PT Temp Faculty	09/01/2023	12/31/2023	4,002.00	E&G
Analytics & Information Systems	FP9990	MP PT Temp Faculty	09/01/2023	12/31/2023	4,002.00	E&G
College of Ed & Behavioral Science	FP9990	MP PT Temp Faculty	09/01/2023	12/31/2023	4,002.00	E&G
Department of Marketing	FP9891	MP PT Temp Faculty	09/01/2023	12/31/2023	4,002.00	E&G
Department of Marketing	FP9891	MP PT Temp Faculty	09/01/2023	12/31/2023	4,002.00	E&G
Department of Marketing	FP9891	MP PT Temp Faculty	09/01/2023	12/31/2023	4,002.00	E&G
Economics	FP9991	MP PT Temp Faculty	09/01/2023	12/31/2023	4,002.00	E&G
Economics	FP9991	MP PT Temp Faculty	09/01/2023	12/31/2023	4,002.00	E&G
Economics	FP9991	MP PT Temp Faculty	09/01/2023	12/31/2023	4,002.00	E&G
Finance	FP9731	MP PT Temp Faculty	09/01/2023	12/31/2023	4,002.00	E&G
Finance	FP9730	MN FT Faculty - Temp PT	09/01/2023	12/31/2023	4,002.00	E&G
Finance	FP9779	MN FT Faculty - Temp PT	09/01/2023	12/31/2023	4,002.00	E&G

Department	Position Number	Title	Begin Date	End Date	Proposed Salary	Funding Source
Finance	FP9779	MN FT Faculty - Temp PT	09/01/2023	12/31/2023	4,002.00	E&G
Finance	FP9913	MP PT Temp Faculty	09/01/2023	12/31/2023	4,002.00	E&G
Gordon Ford College of Business	FP9778	MN FT Faculty - Temp PT	09/01/2023	12/31/2023	4,002.00	E&G
Gordon Ford College of Business	FP9778	MN FT Faculty - Temp PT	09/01/2023	12/31/2023	4,002.00	E&G
Gordon Ford College of Business	FP9778	MN FT Faculty - Temp PT	09/01/2023	12/31/2023	4,002.00	E&G
Management	FP9989	MP PT Temp Faculty	09/01/2023	12/31/2023	4,002.00	E&G
Management	FP9989	MP PT Temp Faculty	09/01/2023	12/31/2023	4,002.00	E&G
Management	FP9989	MP PT Temp Faculty	09/01/2023	12/31/2023	4,002.00	E&G
Management	FP9989	MP PT Temp Faculty	09/01/2023	12/31/2023	4,002.00	E&G
Management	FP9989	MP PT Temp Faculty	09/01/2023	12/31/2023	4,002.00	E&G
Management	FP9989	MP PT Temp Faculty	09/01/2023	12/31/2023	4,002.00	E&G
Management	FP9989	MP PT Temp Faculty	09/01/2023	12/31/2023	4,002.00	E&G
Management	FP9989	MP PT Temp Faculty	09/01/2023	12/31/2023	4,002.00	E&G
Tech Support Serv-Endpoint Services	FP9790	MN FT Faculty - Temp PT	09/01/2023	12/31/2023	4,002.00	E&G
Tech Support Serv-Endpoint Services	FP9790	MN FT Faculty - Temp PT	09/01/2023	12/31/2023	4,002.00	E&G
Architect & Manufacturing Sciences	FP9964	MP PT Temp Faculty	09/01/2023	12/31/2023	3,900.00	E&G
Engineering & Applied Sciences	FP9964	MP PT Temp Faculty	09/01/2023	12/31/2023	3,900.00	E&G
Engineering & Applied Sciences	FP9964	MP PT Temp Faculty	09/01/2023	12/31/2023	3,900.00	E&G
Engineering & Applied Sciences	FP9964	MP PT Temp Faculty	09/01/2023	12/31/2023	3,900.00	E&G
Engineering & Applied Sciences	FP9964	MP PT Temp Faculty	09/01/2023	12/31/2023	3,900.00	E&G
Engineering & Applied Sciences	FP9964	MP PT Temp Faculty	09/01/2023	12/31/2023	3,900.00	E&G
Engineering & Applied Sciences	FP9964	MP PT Temp Faculty	09/01/2023	12/31/2023	3,900.00	E&G
Engineering & Applied Sciences	FP9964	MP PT Temp Faculty	09/01/2023	12/31/2023	3,900.00	E&G
Counseling and Student Affairs	FP9981	MP PT Temp Faculty	09/01/2023	12/31/2023	3,828.00	E&G
WKU - Glasgow	FP9821	MP PT Temp Faculty	09/01/2023	12/31/2023	3,813.00	E&G
Center for Gifted Studies	FP9968	MP PT Temp Faculty	09/01/2023	12/31/2023	3,704.00	E&G
Chemistry	FP9968	MP PT Temp Faculty	09/01/2023	12/31/2023	3,704.00	E&G
Communication Sciences & Disorders	FP9876	MP PT Temp Faculty	09/01/2023	12/31/2023	3,704.00	E&G
Communication Sciences & Disorders	FP9876	MP PT Temp Faculty	09/01/2023	12/31/2023	3,704.00	E&G
Communication Sciences & Disorders	FP9876	MP PT Temp Faculty	09/01/2023	12/31/2023	3,704.00	E&G
Communication Sciences & Disorders	FP9876	MP PT Temp Faculty	09/01/2023	12/31/2023	3,704.00	E&G
School of Nursing and Allied Health	FP9860	MP PT Temp Faculty	09/01/2023	12/31/2023	3,600.00	E&G
School of Nursing and Allied Health	FP9860	MP PT Temp Faculty	09/01/2023	12/31/2023	3,600.00	E&G
Music	FP9974	MP PT Temp Faculty	09/01/2023	12/31/2023	3,505.80	E&G
School of Nursing and Allied Health	FP9755	MP PT Temp Faculty	09/01/2023	12/31/2023	3,375.00	E&G
Management	FP9731	MP PT Temp Faculty	09/01/2023	12/31/2023	3,335.00	E&G
Doctor of Physical Therapy	FP9861	MP PT Temp Faculty	09/01/2023	12/31/2023	3,200.00	E&G
Media & Communication	FP9718	MN FT Faculty - Temp PT	10/01/2023	11/30/2023	3,200.00	RD
School of Leadership & Prof Studies	FP9717	MP PT Temp Faculty	10/01/2023	11/30/2023	3,200.00	RD
School of Leadership & Prof Studies	FP9718	MN FT Faculty - Temp PT	10/01/2023	11/30/2023	3,200.00	RD
School of Teacher Education	FP9718	MN FT Faculty - Temp PT	10/01/2023	11/30/2023	3,200.00	RD
Social Work	FP9735	MP PT Temp Faculty	09/01/2023	12/31/2023	3,152.25	E&G
Art and Design	FP9980	MP PT Temp Faculty	09/01/2023	12/31/2023	3,078.00	E&G

Department	Position Number	Title	Begin Date	End Date	Proposed Salary	Funding Source
Art and Design	FP9980	MP PT Temp Faculty	09/01/2023	12/31/2023	3,078.00	E&G
Art and Design	FP9980	MP PT Temp Faculty	09/01/2023	12/31/2023	3,078.00	E&G
Applied Human Sciences	FP9987	MP PT Temp Faculty	09/01/2023	12/31/2023	3,078.00	E&G
Art and Design	FP9980	MP PT Temp Faculty	09/01/2023	12/31/2023	3,078.00	E&G
Art and Design	FP9980	MP PT Temp Faculty	09/01/2023	12/31/2023	3,078.00	E&G
Art and Design	FP9980	MP PT Temp Faculty	09/01/2023	12/31/2023	3,078.00	E&G
Art and Design	FP9980	MP PT Temp Faculty	09/01/2023	12/31/2023	3,078.00	E&G
Art and Design	FP9980	MP PT Temp Faculty	09/01/2023	12/31/2023	3,078.00	E&G
WKU - E-town/Fort Knox	FP9821	MP PT Temp Faculty	09/01/2023	12/31/2023	3,078.00	E&G
WKU - Glasgow	FP9731	MP PT Temp Faculty	09/01/2023	12/31/2023	3,001.50	E&G
School of Nursing and Allied Health	FP9962	MP PT Temp Faculty	09/01/2023	12/31/2023	3,000.00	E&G
School of Nursing and Allied Health	FP9810	MP PT Temp Faculty	11/01/2023	12/31/2023	3,000.00	E&G
School of Nursing and Allied Health	FP9810	MP PT Temp Faculty	11/01/2023	12/31/2023	3,000.00	E&G
Center for Gifted Studies	FP9773	MP PT Temp Faculty	09/01/2023	12/31/2023	3,000.00	E&G
School of Nursing and Allied Health	FP9810	MP PT Temp Faculty	09/01/2023	12/31/2023	3,000.00	E&G
School of Nursing and Allied Health	FP9810	MP PT Temp Faculty	09/01/2023	12/31/2023	3,000.00	E&G
School of Nursing and Allied Health	FP9781	MN FT Faculty - Temp PT	09/01/2023	12/31/2023	3,000.00	E&G
School of Nursing and Allied Health	FP9810	MP PT Temp Faculty	09/01/2023	12/31/2023	3,000.00	E&G
School of Nursing and Allied Health	FP9810	MP PT Temp Faculty	09/01/2023	12/31/2023	3,000.00	E&G
School of Nursing and Allied Health	FP9810	MP PT Temp Faculty	09/01/2023	12/31/2023	3,000.00	E&G
School of Nursing and Allied Health	FP9810	MP PT Temp Faculty	09/01/2023	12/31/2023	3,000.00	E&G
School of Nursing and Allied Health	FP9810	MP PT Temp Faculty	09/01/2023	12/31/2023	3,000.00	E&G
School of Nursing and Allied Health	FP9810	MP PT Temp Faculty	09/01/2023	12/31/2023	3,000.00	E&G
School of Nursing and Allied Health	FP9810	MP PT Temp Faculty	09/01/2023	10/31/2023	3,000.00	E&G
School of Nursing and Allied Health	FP9810	MP PT Temp Faculty	09/01/2023	10/31/2023	3,000.00	E&G
English	FP9978	MP PT Temp Faculty	09/01/2023	12/31/2023	2,964.00	E&G
English	FP9978	MP PT Temp Faculty	09/01/2023	12/31/2023	2,964.00	E&G
Political Science	FP9972	MP PT Temp Faculty	09/01/2023	12/31/2023	2,964.00	E&G
Psychology	FP9735	MP PT Temp Faculty	09/01/2023	12/31/2023	2,964.00	E&G
Psychology	FP9735	MP PT Temp Faculty	09/01/2023	12/31/2023	2,964.00	E&G
Psychology	FP9985	MP PT Temp Faculty	09/01/2023	12/31/2023	2,964.00	E&G
Psychology	FP9798	MP PT Temp Faculty	09/01/2023	12/31/2023	2,964.00	E&G
Public Health	FP9963	MP PT Temp Faculty	09/01/2023	12/31/2023	2,964.00	E&G
Public Health	FP9963	MP PT Temp Faculty	09/01/2023	12/31/2023	2,964.00	E&G
School of Leadership & Prof Studies	FP9988	MP PT Temp Faculty	09/01/2023	12/31/2023	2,964.00	E&G
School of Leadership & Prof Studies	FP9988	MP PT Temp Faculty	09/01/2023	12/31/2023	2,964.00	E&G
School of Leadership & Prof Studies	FP9988	MP PT Temp Faculty	09/01/2023	12/31/2023	2,964.00	E&G
School of Professional Studies	FP9988	MP PT Temp Faculty	09/01/2023	12/31/2023	2,964.00	E&G
School of Professional Studies	FP9988	MP PT Temp Faculty	09/01/2023	12/31/2023	2,964.00	E&G
School of Professional Studies	FP9988	MP PT Temp Faculty	09/01/2023	12/31/2023	2,964.00	E&G
School of Professional Studies	FP9988	MP PT Temp Faculty	09/01/2023	12/31/2023	2,964.00	E&G
Social Work	FP9910	MP PT Temp Faculty	09/01/2023	12/31/2023	2,964.00	E&G
WKU - Glasgow	FP9980	MP PT Temp Faculty	09/01/2023	12/31/2023	2,964.00	E&G
School of Leadership & Prof Studies	FP9988	MP PT Temp Faculty	11/01/2023	12/31/2023	2,964.00	E&G

Department	Position Number	Title	Begin Date	End Date	Proposed Salary	Funding Source
School of Leadership & Prof Studies	FP9988	MP PT Temp Faculty	11/01/2023	12/31/2023	2,964.00	E&G
School of Teacher Education	FP9983	MP PT Temp Faculty	09/01/2023	12/31/2023	2,964.00	E&G
School of Teacher Education	FP9983	MP PT Temp Faculty	09/01/2023	12/31/2023	2,964.00	E&G
Ed Leadership Doctoral Program	FP9786	MN FT Faculty - Temp PT	09/01/2023	12/31/2023	2,964.00	E&G
Social Work	FP9910	MP PT Temp Faculty	09/01/2023	12/31/2023	2,964.00	E&G
Communications & Marketing	FP9786	MN FT Faculty - Temp PT	09/01/2023	12/31/2023	2,964.00	E&G
Public Health	FP9963	MP PT Temp Faculty	09/01/2023	12/31/2023	2,964.00	E&G
College of Ed & Behavioral Science	FP9812	MP PT Temp Faculty	09/01/2023	12/31/2023	2,964.00	E&G
School of Leadership & Prof Studies	FP9988	MP PT Temp Faculty	09/01/2023	12/31/2023	2,964.00	E&G
School of Leadership & Prof Studies	FP9988	MP PT Temp Faculty	09/01/2023	12/31/2023	2,964.00	E&G
School of Kinesiology, Rec. & Sport	FP9986	MP PT Temp Faculty	09/01/2023	12/31/2023	2,964.00	E&G
Office of Scholar Development	FP9772	MN FT Faculty - Temp PT	09/01/2023	12/31/2023	2,964.00	E&G
Public Health	FP9963	MP PT Temp Faculty	09/01/2023	12/31/2023	2,964.00	E&G
Public Health	FP9963	MP PT Temp Faculty	09/01/2023	12/31/2023	2,964.00	E&G
Intercultural & Student Engagement	FP9786	MN FT Faculty - Temp PT	09/01/2023	12/31/2023	2,964.00	E&G
Dual Credit	FP9727	MP PT Temp Faculty	09/01/2023	12/31/2023	2,964.00	E&G
Management	FP9987	MP PT Temp Faculty	09/01/2023	12/31/2023	2,964.00	E&G
Educational Enhancement Programs	FP9802	SM PT Temp Faculty	09/01/2023	12/31/2023	2,964.00	E&G
School of Leadership & Prof Studies	FP9988	MP PT Temp Faculty	09/01/2023	12/31/2023	2,964.00	E&G
School of Teacher Education	FP9983	MP PT Temp Faculty	09/01/2023	12/31/2023	2,964.00	E&G
School of Leadership & Prof Studies	FP9988	MP PT Temp Faculty	09/01/2023	12/31/2023	2,964.00	E&G
School of Leadership & Prof Studies	FP9988	MP PT Temp Faculty	09/01/2023	12/31/2023	2,964.00	E&G
Public Health	FP9963	MP PT Temp Faculty	09/01/2023	12/31/2023	2,964.00	E&G
School of Leadership & Prof Studies	FP9988	MP PT Temp Faculty	09/01/2023	12/31/2023	2,964.00	E&G
Instructional Design & Technology	FP9754	MN FT Faculty - Temp PT	09/01/2023	12/31/2023	2,964.00	E&G
Instructional Design & Technology	FP9754	MN FT Faculty - Temp PT	09/01/2023	12/31/2023	2,964.00	E&G
Dual Credit	FP9727	MP PT Temp Faculty	09/01/2023	12/31/2023	2,964.00	E&G
WKU - Owensboro	FP9988	MP PT Temp Faculty	11/01/2023	12/31/2023	2,964.00	E&G
Communication Sciences & Disorders	FP9876	MP PT Temp Faculty	09/01/2023	12/31/2023	2,964.00	E&G
Communication Sciences & Disorders	FP9876	MP PT Temp Faculty	09/01/2023	12/31/2023	2,964.00	E&G
Theatre & Dance	FP9727	MP PT Temp Faculty	09/01/2023	12/31/2023	2,964.00	E&G
Theatre & Dance	FP9877	MP PT Temp Faculty	09/01/2023	12/31/2023	2,964.00	E&G
Theatre & Dance	FP9877	MP PT Temp Faculty	09/01/2023	12/31/2023	2,964.00	E&G
Sociology & Criminology	FP9973	MP PT Temp Faculty	09/01/2023	12/31/2023	2,964.00	E&G
School of Teacher Education	FP9983	MP PT Temp Faculty	09/01/2023	12/31/2023	2,964.00	E&G
School of Kinesiology, Rec. & Sport	FP9986	MP PT Temp Faculty	09/01/2023	12/31/2023	2,964.00	E&G
School of Leadership & Prof Studies	FP9988	MP PT Temp Faculty	09/01/2023	12/31/2023	2,964.00	E&G
English	FP9978	MP PT Temp Faculty	09/01/2023	12/31/2023	2,964.00	E&G
English	FP9978	MP PT Temp Faculty	09/01/2023	12/31/2023	2,964.00	E&G
English	FP9978	MP PT Temp Faculty	09/01/2023	12/31/2023	2,964.00	E&G
WKU - E-town/Fort Knox	FP9845	MP PT Temp Faculty	09/01/2023	12/31/2023	2,964.00	E&G
School of Kinesiology, Rec. & Sport	FP9986	MP PT Temp Faculty	09/01/2023	12/31/2023	2,964.00	E&G
Social Work	FP9910	MP PT Temp Faculty	09/01/2023	12/31/2023	2,964.00	E&G
Student Accessibility Resource Cntr	FP9784	MN FT Faculty - Temp PT	09/01/2023	12/31/2023	2,964.00	E&G

Department	Position Number	Title	Begin Date	End Date	Proposed Salary	Funding Source
Political Science	FP9972	MP PT Temp Faculty	09/01/2023	12/31/2023	2,964.00	E&G
School of Teacher Education	FP9983	MP PT Temp Faculty	09/01/2023	12/31/2023	2,964.00	E&G
Educational Enhancement Programs	FP9988	MP PT Temp Faculty	09/01/2023	12/31/2023	2,964.00	E&G
Mahurin Honors College	FP9794	MN FT Faculty - Temp PT	09/01/2023	12/31/2023	2,964.00	E&G
School of Professional Studies	FP9988	MP PT Temp Faculty	09/01/2023	10/31/2023	2,964.00	E&G
Educational Opportunity Center	FP9797	SM PT Temp Faculty	09/01/2023	12/31/2023	2,964.00	E&G
Theatre & Dance	FP9727	MP PT Temp Faculty	09/01/2023	12/31/2023	2,964.00	E&G
Theatre & Dance	FP9727	MP PT Temp Faculty	09/01/2023	12/31/2023	2,964.00	E&G
School of Leadership & Prof Studies	FP9988	MP PT Temp Faculty	09/01/2023	12/31/2023	2,964.00	E&G
WKU - Glasgow	FP9727	MP PT Temp Faculty	09/01/2023	12/31/2023	2,964.00	E&G
School of Teacher Education	FP9983	MP PT Temp Faculty	09/01/2023	12/31/2023	2,964.00	E&G
School of Teacher Education	FP9983	MP PT Temp Faculty	09/01/2023	12/31/2023	2,964.00	E&G
Public Health	FP9963	MP PT Temp Faculty	09/01/2023	12/31/2023	2,964.00	E&G
Public Health	FP9963	MP PT Temp Faculty	09/01/2023	12/31/2023	2,964.00	E&G
Psychological Sciences	FP9845	MP PT Temp Faculty	09/01/2023	12/31/2023	2,964.00	E&G
Psychological Sciences	FP9845	MP PT Temp Faculty	09/01/2023	12/31/2023	2,964.00	E&G
School of Professional Studies	FP9988	MP PT Temp Faculty	09/01/2023	12/31/2023	2,964.00	E&G
Graduate School	FP9786	MN FT Faculty - Temp PT	09/01/2023	12/31/2023	2,964.00	E&G
Social Work	FP9910	MP PT Temp Faculty	09/01/2023	12/31/2023	2,964.00	E&G
Psychology	FP9799	MP PT Temp Faculty	09/01/2023	12/31/2023	2,964.00	E&G
Psychology	FP9799	MP PT Temp Faculty	09/01/2023	12/31/2023	2,964.00	E&G
School of Leadership & Prof Studies	FP9988	MP PT Temp Faculty	09/01/2023	12/31/2023	2,964.00	E&G
School of Professional Studies	FP9988	MP PT Temp Faculty	09/01/2023	10/31/2023	2,964.00	E&G
Psychology	FP9735	MP PT Temp Faculty	09/01/2023	12/31/2023	2,964.00	E&G
Psychology	FP9735	MP PT Temp Faculty	09/01/2023	12/31/2023	2,964.00	E&G
Psychology	FP9735	MP PT Temp Faculty	09/01/2023	12/31/2023	2,964.00	E&G
School of Leadership & Prof Studies	FP9988	MP PT Temp Faculty	09/01/2023	12/31/2023	2,964.00	E&G
Music	FP9974	MP PT Temp Faculty	09/01/2023	12/31/2023	2,842.82	E&G
School of Teacher Education	FP9983	MP PT Temp Faculty	09/01/2023	12/31/2023	2,778.00	E&G
Public Radio Services	FP9785	MN FT Faculty - Temp PT	09/01/2023	12/31/2023	2,778.00	E&G
Public Radio Services	FP9785	MN FT Faculty - Temp PT	09/01/2023	12/31/2023	2,778.00	E&G
Instructional Design & Technology	FP9785	MN FT Faculty - Temp PT	09/01/2023	12/31/2023	2,778.00	E&G
Chemistry	FP9968	MP PT Temp Faculty	11/01/2023	12/31/2023	2,778.00	E&G
Environment, Health & Safety	FP9967	MP PT Temp Faculty	09/01/2023	9/30/2023	2,778.00	E&G
Environment, Health & Safety	FP9967	MP PT Temp Faculty	09/01/2023	9/30/2023	2,778.00	E&G
School of Teacher Education	FP9983	MP PT Temp Faculty	09/01/2023	12/31/2023	2,778.00	E&G
Social Work	FP9910	MP PT Temp Faculty	09/01/2023	12/31/2023	2,778.00	E&G
School of Teacher Education	FP9983	MP PT Temp Faculty	09/01/2023	12/31/2023	2,778.00	E&G
History	FP9976	MP PT Temp Faculty	09/01/2023	12/31/2023	2,778.00	E&G
History	FP9976	MP PT Temp Faculty	09/01/2023	12/31/2023	2,778.00	E&G
Clinical Education Complex (CEC)	FP9876	MP PT Temp Faculty	09/01/2023	12/31/2023	2,778.00	E&G
English	FP9978	MP PT Temp Faculty	09/01/2023	12/31/2023	2,778.00	E&G
English	FP9978	MP PT Temp Faculty	09/01/2023	12/31/2023	2,778.00	E&G
English	FP9978	MP PT Temp Faculty	09/01/2023	12/31/2023	2,778.00	E&G

Department	Position Number	Title	Begin Date	End Date	Proposed Salary	Funding Source
Student Publications	FP9785	MN FT Faculty - Temp PT	09/01/2023	12/31/2023	2,778.00	E&G
Public Health	FP9963	MP PT Temp Faculty	09/01/2023	12/31/2023	2,778.00	E&G
Public Health	FP9963	MP PT Temp Faculty	09/01/2023	12/31/2023	2,778.00	E&G
Communication	FP9852	MP PT Temp Faculty	09/01/2023	12/31/2023	2,778.00	E&G
Communication	FP9852	MP PT Temp Faculty	09/01/2023	12/31/2023	2,778.00	E&G
Applied Human Sciences	FP9987	MP PT Temp Faculty	09/01/2023	12/31/2023	2,778.00	E&G
Applied Human Sciences	FP9987	MP PT Temp Faculty	09/01/2023	12/31/2023	2,778.00	E&G
Applied Human Sciences	FP9987	MP PT Temp Faculty	09/01/2023	12/31/2023	2,778.00	E&G
Dual Credit	FP9735	MP PT Temp Faculty	09/01/2023	12/31/2023	2,778.00	E&G
Dual Credit	FP9735	MP PT Temp Faculty	09/01/2023	12/31/2023	2,778.00	E&G
Media & Communication	FP9852	MP PT Temp Faculty	09/01/2023	12/31/2023	2,778.00	E&G
School of Leadership & Prof Studies	FP9988	MP PT Temp Faculty	09/01/2023	12/31/2023	2,778.00	E&G
Social Work	FP9910	MP PT Temp Faculty	09/01/2023	12/31/2023	2,778.00	E&G
Public Health	FP9963	MP PT Temp Faculty	09/01/2023	12/31/2023	2,778.00	E&G
Dual Credit	FP9727	MP PT Temp Faculty	09/01/2023	12/31/2023	2,778.00	E&G
Social Work	FP9910	MP PT Temp Faculty	09/01/2023	12/31/2023	2,778.00	E&G
Psychology	FP9985	MP PT Temp Faculty	09/01/2023	12/31/2023	2,778.00	E&G
CPD & Conferencing Admin	FP9770	MN FT Faculty - Temp PT	09/01/2023	12/31/2023	2,778.00	E&G
WKU - Glasgow	FP9819	MP PT Temp Faculty	09/01/2023	12/31/2023	2,778.00	E&G
Communication Sciences & Disorders	FP9876	MP PT Temp Faculty	09/01/2023	12/31/2023	2,778.00	E&G
Communication Sciences & Disorders	FP9876	MP PT Temp Faculty	09/01/2023	12/31/2023	2,778.00	E&G
Modern Languages	FP9977	MP PT Temp Faculty	09/01/2023	12/31/2023	2,778.00	E&G
School of Teacher Education	FP9983	MP PT Temp Faculty	09/01/2023	12/31/2023	2,778.00	E&G
School of Teacher Education	FP9983	MP PT Temp Faculty	09/01/2023	12/31/2023	2,778.00	E&G
English	FP9978	MP PT Temp Faculty	09/01/2023	12/31/2023	2,778.00	E&G
English	FP9978	MP PT Temp Faculty	09/01/2023	12/31/2023	2,778.00	E&G
English	FP9978	MP PT Temp Faculty	09/01/2023	12/31/2023	2,778.00	E&G
Social Work	FP9910	MP PT Temp Faculty	09/01/2023	12/31/2023	2,778.00	E&G
Applied Human Sciences	FP9987	MP PT Temp Faculty	09/01/2023	12/31/2023	2,778.00	E&G
Psychology	FP9985	MP PT Temp Faculty	09/01/2023	12/31/2023	2,778.00	E&G
School of Leadership & Prof Studies	FP9988	MP PT Temp Faculty	09/01/2023	12/31/2023	2,778.00	E&G
WKU - Glasgow	FP9819	MP PT Temp Faculty	09/01/2023	12/31/2023	2,778.00	E&G
Media & Communication	FP9852	MP PT Temp Faculty	11/01/2023	12/31/2023	2,778.00	E&G
Media & Communication	FP9852	MP PT Temp Faculty	09/01/2023	12/31/2023	2,778.00	E&G
Media & Communication	FP9852	MP PT Temp Faculty	09/01/2023	12/31/2023	2,778.00	E&G
English	FP9978	MP PT Temp Faculty	09/01/2023	12/31/2023	2,778.00	E&G
English	FP9978	MP PT Temp Faculty	09/01/2023	12/31/2023	2,778.00	E&G
English	FP9978	MP PT Temp Faculty	09/01/2023	12/31/2023	2,778.00	E&G
Dual Credit	FP9727	MP PT Temp Faculty	09/01/2023	12/31/2023	2,778.00	E&G
Dual Credit	FP9727	MP PT Temp Faculty	09/01/2023	12/31/2023	2,778.00	E&G
Dual Credit	FP9727	MP PT Temp Faculty	09/01/2023	12/31/2023	2,778.00	E&G
Social Work	FP9910	MP PT Temp Faculty	11/01/2023	12/31/2023	2,778.00	E&G
English	FP9978	MP PT Temp Faculty	09/01/2023	12/31/2023	2,778.00	E&G
English	FP9978	MP PT Temp Faculty	09/01/2023	12/31/2023	2,778.00	E&G

Department	Position Number	Title	Begin Date	End Date	Proposed Salary	Funding Source
Communication	FP9727	MP PT Temp Faculty	09/01/2023	12/31/2023	2,778.00	E&G
Communication	FP9727	MP PT Temp Faculty	09/01/2023	12/31/2023	2,778.00	E&G
Communication	FP9727	MP PT Temp Faculty	09/01/2023	12/31/2023	2,778.00	E&G
WKU - Owensboro	FP9819	MP PT Temp Faculty	09/01/2023	12/31/2023	2,778.00	E&G
English	FP9978	MP PT Temp Faculty	09/01/2023	12/31/2023	2,778.00	E&G
Dual Credit	FP9727	MP PT Temp Faculty	09/01/2023	12/31/2023	2,778.00	E&G
Dual Credit	FP9727	MP PT Temp Faculty	09/01/2023	12/31/2023	2,778.00	E&G
Dual Credit	FP9727	MP PT Temp Faculty	09/01/2023	12/31/2023	2,778.00	E&G
History	FP9976	MP PT Temp Faculty	09/01/2023	12/31/2023	2,778.00	E&G
History	FP9976	MP PT Temp Faculty	09/01/2023	12/31/2023	2,778.00	E&G
Environment, Health & Safety	FP9792	MN FT Faculty - Temp PT	10/01/2023	10/31/2023	2,778.00	E&G
School of Leadership & Prof Studies	FP9988	MP PT Temp Faculty	11/01/2023	12/31/2023	2,778.00	E&G
College of Health & Human Services	FP9762	MN FT Faculty - Temp PT	09/01/2023	12/31/2023	2,778.00	E&G
Communication Sciences & Disorders	FP9876	MP PT Temp Faculty	09/01/2023	12/31/2023	2,778.00	E&G
Communication Sciences & Disorders	FP9876	MP PT Temp Faculty	09/01/2023	12/31/2023	2,778.00	E&G
Communication Sciences & Disorders	FP9876	MP PT Temp Faculty	09/01/2023	12/31/2023	2,778.00	E&G
Center for Gifted Studies	FP9983	MP PT Temp Faculty	09/01/2023	12/31/2023	2,778.00	E&G
History	FP9976	MP PT Temp Faculty	09/01/2023	12/31/2023	2,778.00	E&G
History	FP9976	MP PT Temp Faculty	09/01/2023	12/31/2023	2,778.00	E&G
History	FP9976	MP PT Temp Faculty	09/01/2023	12/31/2023	2,778.00	E&G
Sociology & Criminology	FP9819	MP PT Temp Faculty	09/01/2023	12/31/2023	2,778.00	E&G
Dual Credit	FP9727	MP PT Temp Faculty	09/01/2023	12/31/2023	2,778.00	E&G
Dual Credit	FP9973	MP PT Temp Faculty	09/01/2023	12/31/2023	2,778.00	E&G
School of Leadership & Prof Studies	FP9988	MP PT Temp Faculty	09/01/2023	12/31/2023	2,778.00	E&G
Communication Sciences & Disorders	FP9876	MP PT Temp Faculty	09/01/2023	12/31/2023	2,778.00	E&G
WKU - Owensboro	FP9817	MP PT Temp Faculty	09/01/2023	12/31/2023	2,778.00	E&G
WKU - Glasgow	FP9819	MP PT Temp Faculty	09/01/2023	12/31/2023	2,778.00	E&G
Office of General Counsel	FP9783	MN FT Faculty - Temp PT	09/01/2023	12/31/2023	2,778.00	E&G
Office of General Counsel	FP9783	MN FT Faculty - Temp PT	09/01/2023	12/31/2023	2,778.00	E&G
Office of General Counsel	FP9783	MN FT Faculty - Temp PT	09/01/2023	12/31/2023	2,778.00	E&G
Communication	FP9852	MP PT Temp Faculty	09/01/2023	12/31/2023	2,778.00	E&G
Communication	FP9852	MP PT Temp Faculty	09/01/2023	12/31/2023	2,778.00	E&G
Communication	FP9852	MP PT Temp Faculty	09/01/2023	12/31/2023	2,778.00	E&G
School of Teacher Education	FP9983	MP PT Temp Faculty	09/01/2023	12/31/2023	2,778.00	E&G
School of Leadership & Prof Studies	FP9988	MP PT Temp Faculty	09/01/2023	12/31/2023	2,778.00	E&G
WKU - Glasgow	FP9819	MP PT Temp Faculty	09/01/2023	12/31/2023	2,778.00	E&G
School of Teacher Education	FP9983	MP PT Temp Faculty	09/01/2023	12/31/2023	2,778.00	E&G
Music	FP9974	MP PT Temp Faculty	09/01/2023	12/31/2023	2,778.00	E&G
Psychology	FP9735	MP PT Temp Faculty	09/01/2023	12/31/2023	2,778.00	E&G
Psychology	FP9735	MP PT Temp Faculty	09/01/2023	12/31/2023	2,778.00	E&G
Dual Credit	FP9977	MP PT Temp Faculty	09/01/2023	12/31/2023	2,778.00	E&G
Music	FP9974	MP PT Temp Faculty	09/01/2023	12/31/2023	2,778.00	E&G
Music	FP9974	MP PT Temp Faculty	09/01/2023	12/31/2023	2,778.00	E&G
Music	FP9974	MP PT Temp Faculty	09/01/2023	12/31/2023	2,778.00	E&G

Department	Position Number	Title	Begin Date	End Date	Proposed Salary	Funding Source
School of Teacher Education	FP9983	MP PT Temp Faculty	09/01/2023	12/31/2023	2,778.00	E&G
School of Professional Studies	FP9988	MP PT Temp Faculty	09/01/2023	12/31/2023	2,778.00	E&G
WKU - E-town/Fort Knox	FP9821	MP PT Temp Faculty	09/01/2023	12/31/2023	2,778.00	E&G
WKU - Owensboro	FP9963	MP PT Temp Faculty	09/01/2023	12/31/2023	2,778.00	E&G
WKU - Owensboro	FP9963	MP PT Temp Faculty	09/01/2023	12/31/2023	2,778.00	E&G
School of Leadership & Prof Studies	FP9988	MP PT Temp Faculty	09/01/2023	12/31/2023	2,778.00	E&G
Applied Human Sciences	FP9987	MP PT Temp Faculty	09/01/2023	12/31/2023	2,778.00	E&G
Applied Human Sciences	FP9987	MP PT Temp Faculty	09/01/2023	12/31/2023	2,778.00	E&G
Music	FP9974	MP PT Temp Faculty	09/01/2023	12/31/2023	2,778.00	E&G
School of Teacher Education	FP9983	MP PT Temp Faculty	09/01/2023	12/31/2023	2,778.00	E&G
Applied Human Sciences	FP9987	MP PT Temp Faculty	09/01/2023	12/31/2023	2,778.00	E&G
Applied Human Sciences	FP9987	MP PT Temp Faculty	09/01/2023	12/31/2023	2,778.00	E&G
WKU - Glasgow	FP9819	MP PT Temp Faculty	09/01/2023	12/31/2023	2,778.00	E&G
Communication Sciences & Disorders	FP9876	MP PT Temp Faculty	09/01/2023	12/31/2023	2,778.00	E&G
Student Publications	FP9785	MN FT Faculty - Temp PT	09/01/2023	12/31/2023	2,778.00	E&G
Media & Communication	FP9852	MP PT Temp Faculty	09/01/2023	12/31/2023	2,778.00	E&G
Psychology	FP9985	MP PT Temp Faculty	09/01/2023	12/31/2023	2,778.00	E&G
Applied Human Sciences	FP9987	MP PT Temp Faculty	09/01/2023	12/31/2023	2,778.00	E&G
Applied Human Sciences	FP9987	MP PT Temp Faculty	09/01/2023	12/31/2023	2,778.00	E&G
Communication Sciences & Disorders	FP9876	MP PT Temp Faculty	09/01/2023	12/31/2023	2,778.00	E&G
Communication Sciences & Disorders	FP9876	MP PT Temp Faculty	09/01/2023	12/31/2023	2,778.00	E&G
School of Teacher Education	FP9983	MP PT Temp Faculty	09/01/2023	12/31/2023	2,778.00	E&G
School of Teacher Education	FP9983	MP PT Temp Faculty	09/01/2023	12/31/2023	2,778.00	E&G
School of Teacher Education	FP9983	MP PT Temp Faculty	09/01/2023	12/31/2023	2,778.00	E&G
English	FP9819	MP PT Temp Faculty	09/01/2023	12/31/2023	2,778.00	E&G
Folk Studies & Anthropology	FP9853	MP PT Temp Faculty	09/01/2023	12/31/2023	2,778.00	E&G
Dual Credit	FP9727	MP PT Temp Faculty	09/01/2023	12/31/2023	2,778.00	E&G
Training/Technical Assistance Svcs	FP9770	MN FT Faculty - Temp PT	09/01/2023	12/31/2023	2,778.00	E&G
Training/Technical Assistance Svcs	FP9770	MN FT Faculty - Temp PT	09/01/2023	12/31/2023	2,778.00	E&G
School of Leadership & Prof Studies	FP9988	MP PT Temp Faculty	09/01/2023	12/31/2023	2,778.00	E&G
Sociology & Criminology	FP9973	MP PT Temp Faculty	09/01/2023	12/31/2023	2,778.00	E&G
School of Teacher Education	FP9735	MP PT Temp Faculty	09/01/2023	12/31/2023	2,778.00	E&G
WKU - Glasgow	FP9819	MP PT Temp Faculty	09/01/2023	12/31/2023	2,778.00	E&G
School of Leadership & Prof Studies	FP9988	MP PT Temp Faculty	09/01/2023	12/31/2023	2,778.00	E&G
School of Leadership & Prof Studies	FP9988	MP PT Temp Faculty	11/01/2023	12/31/2023	2,778.00	E&G
Media & Communication	FP9852	MP PT Temp Faculty	09/01/2023	12/31/2023	2,778.00	E&G
Applied Human Sciences	FP9987	MP PT Temp Faculty	09/01/2023	12/31/2023	2,778.00	E&G
Applied Human Sciences	FP9987	MP PT Temp Faculty	09/01/2023	12/31/2023	2,778.00	E&G
Sociology & Criminology	FP9973	MP PT Temp Faculty	09/01/2023	12/31/2023	2,778.00	E&G
Communication Sciences & Disorders	FP9777	MN FT Faculty - Temp PT	09/01/2023	12/31/2023	2,778.00	E&G
Communication Sciences & Disorders	FP9777	MN FT Faculty - Temp PT	09/01/2023	12/31/2023	2,778.00	E&G
Dual Credit	FP9727	MP PT Temp Faculty	09/01/2023	12/31/2023	2,778.00	E&G
School of Teacher Education	FP9983	MP PT Temp Faculty	11/01/2023	12/31/2023	2,778.00	E&G
School of Teacher Education	FP9983	MP PT Temp Faculty	09/01/2023	10/31/2023	2,778.00	E&G

Department	Position Number	Title	Begin Date	End Date	Proposed Salary	Funding Source
Folk Studies & Anthropology	FP9853	MP PT Temp Faculty	09/01/2023	12/31/2023	2,778.00	E&G
Kentucky Museum	FP9804	SM PT Temp Faculty	09/01/2023	12/31/2023	2,778.00	E&G
Applied Human Sciences	FP9987	MP PT Temp Faculty	09/01/2023	12/31/2023	2,778.00	E&G
Social Work	FP9910	MP PT Temp Faculty	09/01/2023	10/31/2023	2,778.00	E&G
Social Work	FP9910	MP PT Temp Faculty	09/01/2023	12/31/2023	2,778.00	E&G
Social Work	FP9910	MP PT Temp Faculty	09/01/2023	10/31/2023	2,778.00	E&G
English	FP9978	MP PT Temp Faculty	09/01/2023	12/31/2023	2,778.00	E&G
English	FP9978	MP PT Temp Faculty	09/01/2023	12/31/2023	2,778.00	E&G
School of Teacher Education	FP9983	MP PT Temp Faculty	09/01/2023	12/31/2023	2,778.00	E&G
Social Work	FP9910	MP PT Temp Faculty	09/01/2023	10/31/2023	2,778.00	E&G
Educational Enhancement Programs	FP9818	MN FT Faculty - Temp PT	09/01/2023	12/31/2023	2,778.00	E&G
School of Leadership & Prof Studies	FP9988	MP PT Temp Faculty	09/01/2023	12/31/2023	2,778.00	E&G
Social Work	FP9910	MP PT Temp Faculty	09/01/2023	12/31/2023	2,778.00	E&G
Dual Credit	FP9727	MP PT Temp Faculty	09/01/2023	12/31/2023	2,778.00	E&G
Dual Credit	FP9727	MP PT Temp Faculty	09/01/2023	12/31/2023	2,778.00	E&G
Dual Credit	FP9727	MP PT Temp Faculty	09/01/2023	12/31/2023	2,778.00	E&G
Art and Design	FP9817	MP PT Temp Faculty	09/01/2023	12/31/2023	2,697.00	E&G
WKU - Glasgow	FP9819	MP PT Temp Faculty	09/01/2023	12/31/2023	2,697.00	E&G
Gordon Ford College of Business	FP9843	MP PT Temp Faculty	11/01/2023	12/31/2023	2,668.00	E&G
Chemistry	FP9806	SM PT Temp Faculty	09/01/2023	12/31/2023	2,600.00	E&G
Chemistry	FP9806	SM PT Temp Faculty	09/01/2023	12/31/2023	2,600.00	E&G
Biology	FP9969	MP PT Temp Faculty	10/01/2023	12/31/2023	2,560.00	E&G
WKU - Glasgow	FP9728	MP PT Temp Faculty	09/01/2023	12/31/2023	2,401.00	E&G
WKU - Glasgow	FP9819	MP PT Temp Faculty	09/01/2023	12/31/2023	2,401.00	E&G
Economics	FP9991	MP PT Temp Faculty	09/01/2023	12/31/2023	2,400.00	E&G
Economics	FP9991	MP PT Temp Faculty	09/01/2023	12/31/2023	2,400.00	E&G
Counseling and Student Affairs	FP9981	MP PT Temp Faculty	09/01/2023	12/31/2023	2,397.00	E&G
Advising & Career Development Ctr	FP9786	MN FT Faculty - Temp PT	09/01/2023	12/31/2023	2,397.00	E&G
School of Professional Studies	FP9988	MP PT Temp Faculty	09/01/2023	12/31/2023	2,397.00	E&G
School of Kinesiology, Rec. & Sport	FP9986	MP PT Temp Faculty	09/01/2023	12/31/2023	2,397.00	E&G
Admissions Office	FP9786	MN FT Faculty - Temp PT	09/01/2023	12/31/2023	2,397.00	E&G
Athletics	FP9787	MN FT Faculty - Temp PT	09/01/2023	12/31/2023	2,397.00	E&G
South Central AHEC	FP9725	MN FT Faculty - Temp PT	09/01/2023	12/31/2023	2,397.00	E&G
Theatre & Dance	FP9877	MP PT Temp Faculty	09/01/2023	12/31/2023	2,397.00	E&G
Theatre & Dance	FP9877	MP PT Temp Faculty	09/01/2023	12/31/2023	2,397.00	E&G
Dual Credit	FP9727	MP PT Temp Faculty	09/01/2023	12/31/2023	2,397.00	E&G
Music	FP9819	MP PT Temp Faculty	09/01/2023	12/31/2023	2,397.00	E&G
Music	FP9819	MP PT Temp Faculty	09/01/2023	12/31/2023	2,397.00	E&G
Advising & Career Development Ctr	FP9786	MN FT Faculty - Temp PT	09/01/2023	12/31/2023	2,397.00	E&G
Dual Credit	FP9727	MP PT Temp Faculty	09/01/2023	12/31/2023	2,397.00	E&G
Philanthropy	FP9986	MP PT Temp Faculty	09/01/2023	12/31/2023	2,397.00	E&G
Philanthropy	FP9986	MP PT Temp Faculty	09/01/2023	12/31/2023	2,397.00	E&G
Dual Credit	FP9735	MP PT Temp Faculty	09/01/2023	12/31/2023	2,397.00	E&G
Dual Credit	FP9735	MP PT Temp Faculty	09/01/2023	12/31/2023	2,397.00	E&G

Department	Position Number	Title	Begin Date	End Date	Proposed Salary	Funding Source
Intercultural & Student Engagement	FP9786	MN FT Faculty - Temp PT	09/01/2023	12/31/2023	2,397.00	E&G
Public Health	FP9963	MP PT Temp Faculty	09/01/2023	12/31/2023	2,397.00	E&G
Instructional Design & Technology	FP9786	MN FT Faculty - Temp PT	09/01/2023	12/31/2023	2,397.00	E&G
Instructional Design & Technology	FP9786	MN FT Faculty - Temp PT	09/01/2023	10/31/2023	2,397.00	E&G
Communication	FP9852	MP PT Temp Faculty	09/01/2023	12/31/2023	2,397.00	E&G
Communication	FP9852	MP PT Temp Faculty	09/01/2023	12/31/2023	2,397.00	E&G
Sociology & Criminology	FP9973	MP PT Temp Faculty	09/01/2023	12/31/2023	2,397.00	E&G
Public Health	FP9963	MP PT Temp Faculty	09/01/2023	12/31/2023	2,397.00	E&G
English	FP9978	MP PT Temp Faculty	09/01/2023	12/31/2023	2,397.00	E&G
English	FP9978	MP PT Temp Faculty	09/01/2023	12/31/2023	2,397.00	E&G
Folk Studies & Anthropology	FP9853	MP PT Temp Faculty	09/01/2023	12/31/2023	2,397.00	E&G
Folk Studies & Anthropology	FP9853	MP PT Temp Faculty	09/01/2023	12/31/2023	2,397.00	E&G
School of Leadership & Prof Studies	FP9988	MP PT Temp Faculty	09/01/2023	12/31/2023	2,397.00	E&G
School of Leadership & Prof Studies	FP9988	MP PT Temp Faculty	09/01/2023	12/31/2023	2,397.00	E&G
Political Science	FP9972	MP PT Temp Faculty	09/01/2023	12/31/2023	2,397.00	E&G
School of Leadership & Prof Studies	FP9974	MP PT Temp Faculty	09/01/2023	12/31/2023	2,397.00	E&G
School of Leadership & Prof Studies	FP9974	MP PT Temp Faculty	09/01/2023	12/31/2023	2,397.00	E&G
Dual Credit	FP9728	MP PT Temp Faculty	09/01/2023	12/31/2023	2,397.00	E&G
WKU - Glasgow	FP9844	MP PT Temp Faculty	09/01/2023	12/31/2023	2,315.00	E&G
WKU - Glasgow	FP9844	MP PT Temp Faculty	09/01/2023	12/31/2023	2,315.00	E&G
School of Nursing and Allied Health	FP9755	MP PT Temp Faculty	09/01/2023	12/31/2023	2,250.00	E&G
School of Nursing and Allied Health	FP9755	MP PT Temp Faculty	09/01/2023	12/31/2023	2,250.00	E&G
School of Nursing and Allied Health	FP9755	MP PT Temp Faculty	09/01/2023	12/31/2023	2,250.00	E&G
Dual Credit	FP9735	MP PT Temp Faculty	09/01/2023	12/31/2023	2,202.00	E&G
Communication Sciences & Disorders	FP9777	MN FT Faculty - Temp PT	10/01/2023	12/31/2023	2,202.00	E&G
Counseling and Student Affairs	FP9981	MP PT Temp Faculty	09/01/2023	12/31/2023	2,202.00	E&G
English	FP9978	MP PT Temp Faculty	09/01/2023	12/31/2023	2,202.00	E&G
Political Science	FP9972	MP PT Temp Faculty	09/01/2023	12/31/2023	2,202.00	E&G
Communication Sciences & Disorders	FP9876	MP PT Temp Faculty	09/01/2023	12/31/2023	2,202.00	E&G
Communication Sciences & Disorders	FP9876	MP PT Temp Faculty	09/01/2023	12/31/2023	2,202.00	E&G
Dual Credit	FP9727	MP PT Temp Faculty	09/01/2023	12/31/2023	2,202.00	E&G
English	FP9978	MP PT Temp Faculty	09/01/2023	12/31/2023	2,202.00	E&G
English	FP9978	MP PT Temp Faculty	09/01/2023	12/31/2023	2,202.00	E&G
College of Ed & Behavioral Science	FP9786	MN FT Faculty - Temp PT	11/01/2023	12/31/2023	2,202.00	E&G
School of Leadership & Prof Studies	FP9988	MP PT Temp Faculty	11/01/2023	12/31/2023	2,202.00	E&G
Music	FP9974	MP PT Temp Faculty	09/01/2023	12/31/2023	2,202.00	E&G
Music	FP9974	MP PT Temp Faculty	09/01/2023	12/31/2023	2,202.00	E&G
Public Health	FP9963	MP PT Temp Faculty	09/01/2023	12/31/2023	2,202.00	E&G
Agriculture & Food Science	FP9970	MP PT Temp Faculty	09/01/2023	12/31/2023	2,202.00	E&G
Music	FP9974	MP PT Temp Faculty	09/01/2023	12/31/2023	2,098.26	E&G
WKU - Glasgow	FP9733	MP PT Temp Faculty	09/01/2023	12/31/2023	2,083.50	E&G
WKU - Glasgow	FP9819	MP PT Temp Faculty	09/01/2023	12/31/2023	2,083.50	E&G
Music	FP9974	MP PT Temp Faculty	09/01/2023	12/31/2023	2,037.20	E&G
Music	FP9974	MP PT Temp Faculty	09/01/2023	12/31/2023	2,037.20	E&G

Department	Position Number	Title	Begin Date	End Date	Proposed Salary	Funding Source
Management	FP9989	MP PT Temp Faculty	09/01/2023	12/31/2023	2,001.00	E&G
Management	FP9989	MP PT Temp Faculty	09/01/2023	12/31/2023	2,001.00	E&G
Management	FP9731	MP PT Temp Faculty	09/01/2023	12/31/2023	2,001.00	E&G
WKU - Owensboro	FP9817	MP PT Temp Faculty	09/01/2023	12/31/2023	2,001.00	E&G
WKU - Owensboro	FP9817	MP PT Temp Faculty	09/01/2023	12/31/2023	2,001.00	E&G
Management	FP9989	MP PT Temp Faculty	09/01/2023	12/31/2023	2,001.00	E&G
Management	FP9989	MP PT Temp Faculty	09/01/2023	12/31/2023	2,001.00	E&G
Management	FP9989	MP PT Temp Faculty	09/01/2023	12/31/2023	2,001.00	E&G
Management	FP9989	MP PT Temp Faculty	09/01/2023	12/31/2023	2,001.00	E&G
Management	FP9989	MP PT Temp Faculty	09/01/2023	12/31/2023	2,001.00	E&G
Management	FP9989	MP PT Temp Faculty	09/01/2023	12/31/2023	2,001.00	E&G
School of Nursing and Allied Health	FP9810	MP PT Temp Faculty	09/01/2023	12/31/2023	2,000.00	E&G
Agriculture & Food Science	FP9970	MP PT Temp Faculty	09/01/2023	12/31/2023	1,976.00	E&G
Music	FP9974	MP PT Temp Faculty	09/01/2023	12/31/2023	1,953.86	E&G
Media & Communication	FP9852	MP PT Temp Faculty	11/01/2023	12/31/2023	1,852.00	E&G
Media & Communication	FP9852	MP PT Temp Faculty	09/01/2023	10/31/2023	1,852.00	E&G
Chemistry	FP9968	MP PT Temp Faculty	09/01/2023	12/31/2023	1,852.00	E&G
Chemistry	FP9968	MP PT Temp Faculty	09/01/2023	12/31/2023	1,852.00	E&G
Chemistry	FP9968	MP PT Temp Faculty	09/01/2023	12/31/2023	1,852.00	E&G
Chemistry	FP9968	MP PT Temp Faculty	09/01/2023	12/31/2023	1,852.00	E&G
WKU - Glasgow	FP9819	MP PT Temp Faculty	09/01/2023	12/31/2023	1,852.00	E&G
School of Nursing and Allied Health	FP9755	MP PT Temp Faculty	09/01/2023	12/31/2023	1,852.00	E&G
School of Nursing and Allied Health	FP9755	MP PT Temp Faculty	09/01/2023	12/31/2023	1,852.00	E&G
School of Nursing and Allied Health	FP9755	MP PT Temp Faculty	09/01/2023	12/31/2023	1,852.00	E&G
Theatre & Dance	FP9877	MP PT Temp Faculty	09/01/2023	12/31/2023	1,852.00	E&G
Agriculture & Food Science	FP9970	MP PT Temp Faculty	09/01/2023	12/31/2023	1,852.00	E&G
WKU - Glasgow	FP9728	MP PT Temp Faculty	09/01/2023	12/31/2023	1,651.50	E&G
Theatre & Dance	FP9877	MP PT Temp Faculty	09/01/2023	12/31/2023	1,598.00	E&G
Theatre & Dance	FP9877	MP PT Temp Faculty	09/01/2023	12/31/2023	1,598.00	E&G
Theatre & Dance	FP9877	MP PT Temp Faculty	09/01/2023	12/31/2023	1,598.00	E&G
Art and Design	FP9980	MP PT Temp Faculty	09/01/2023	12/31/2023	1,539.00	E&G
Art and Design	FP9980	MP PT Temp Faculty	09/01/2023	12/31/2023	1,539.00	E&G
Music	FP9974	MP PT Temp Faculty	09/01/2023	12/31/2023	1,529.16	E&G
School of Leadership & Prof Studies	FP9988	MP PT Temp Faculty	09/01/2023	12/31/2023	1,482.00	E&G
School of Leadership & Prof Studies	FP9988	MP PT Temp Faculty	09/01/2023	12/31/2023	1,482.00	E&G
Biology	FP9807	SM PT Temp Faculty	09/01/2023	12/31/2023	1,482.00	E&G
Biology	FP9807	SM PT Temp Faculty	09/01/2023	12/31/2023	1,482.00	E&G
Biology	FP9807	SM PT Temp Faculty	09/01/2023	12/31/2023	1,482.00	E&G
Biology	FP9807	SM PT Temp Faculty	09/01/2023	12/31/2023	1,482.00	E&G
Biology	FP9807	SM PT Temp Faculty	09/01/2023	12/31/2023	1,482.00	E&G
Biology	FP9807	SM PT Temp Faculty	09/01/2023	12/31/2023	1,482.00	E&G
School of Professional Studies	FP9988	MP PT Temp Faculty	11/01/2023	12/31/2023	1,482.00	E&G
School of Professional Studies	FP9988	MP PT Temp Faculty	11/01/2023	12/31/2023	1,482.00	E&G
WKU - Owensboro	FP9817	MP PT Temp Faculty	09/01/2023	12/31/2023	1,482.00	E&G

Department	Position Number	Title	Begin Date	End Date	Proposed Salary	Funding Source
WKU - Owensboro	FP9817	MP PT Temp Faculty	09/01/2023	12/31/2023	1,482.00	E&G
Social Work	FP9821	MP PT Temp Faculty	09/01/2023	12/31/2023	1,482.00	E&G
Social Work	FP9821	MP PT Temp Faculty	09/01/2023	12/31/2023	1,482.00	E&G
Public Health	FP9963	MP PT Temp Faculty	11/01/2023	12/31/2023	1,482.00	E&G
Music	FP9974	MP PT Temp Faculty	09/01/2023	12/31/2023	1,468.00	E&G
Music	FP9974	MP PT Temp Faculty	09/01/2023	12/31/2023	1,426.04	E&G
School of Nursing and Allied Health	FP9755	MP PT Temp Faculty	09/01/2023	12/31/2023	1,424.00	E&G
School of Nursing and Allied Health	FP9755	MP PT Temp Faculty	09/01/2023	12/31/2023	1,424.00	E&G
School of Nursing and Allied Health	FP9755	MP PT Temp Faculty	09/01/2023	12/31/2023	1,424.00	E&G
WKU - E-town/Fort Knox	FP9910	MP PT Temp Faculty	09/01/2023	12/31/2023	1,389.00	E&G
WKU - E-town/Fort Knox	FP9910	MP PT Temp Faculty	09/01/2023	12/31/2023	1,389.00	E&G
Sociology & Criminology	FP9817	MP PT Temp Faculty	09/01/2023	12/31/2023	1,389.00	E&G
Sociology & Criminology	FP9817	MP PT Temp Faculty	09/01/2023	12/31/2023	1,389.00	E&G
Modern Languages	FP9977	MP PT Temp Faculty	09/01/2023	12/31/2023	1,389.00	E&G
Modern Languages	FP9977	MP PT Temp Faculty	09/01/2023	12/31/2023	1,389.00	E&G
Social Work	FP9910	MP PT Temp Faculty	09/01/2023	12/31/2023	1,389.00	E&G
Social Work	FP9910	MP PT Temp Faculty	09/01/2023	12/31/2023	1,389.00	E&G
WKU - Glasgow	FP9819	MP PT Temp Faculty	09/01/2023	12/31/2023	1,389.00	E&G
WKU - Glasgow	FP9727	MP PT Temp Faculty	09/01/2023	12/31/2023	1,389.00	E&G
WKU - Glasgow	FP9727	MP PT Temp Faculty	09/01/2023	12/31/2023	1,389.00	E&G
WKU - Glasgow	FP9819	MP PT Temp Faculty	09/01/2023	12/31/2023	1,389.00	E&G
WKU - Glasgow	FP9728	MP PT Temp Faculty	09/01/2023	12/31/2023	1,389.00	E&G
WKU - Glasgow	FP9819	MP PT Temp Faculty	09/01/2023	12/31/2023	1,389.00	E&G
Social Work	FP9910	MP PT Temp Faculty	09/01/2023	12/31/2023	1,389.00	E&G
Social Work	FP9910	MP PT Temp Faculty	09/01/2023	12/31/2023	1,389.00	E&G
Sociology & Criminology	FP9819	MP PT Temp Faculty	09/01/2023	12/31/2023	1,389.00	E&G
Sociology & Criminology	FP9819	MP PT Temp Faculty	09/01/2023	12/31/2023	1,389.00	E&G
Music	FP9974	MP PT Temp Faculty	09/01/2023	12/31/2023	1,389.00	E&G
Music	FP9974	MP PT Temp Faculty	09/01/2023	12/31/2023	1,389.00	E&G
Music	FP9974	MP PT Temp Faculty	09/01/2023	12/31/2023	1,389.00	E&G
Music	FP9974	MP PT Temp Faculty	09/01/2023	12/31/2023	1,389.00	E&G
Dual Credit	FP9972	MP PT Temp Faculty	09/01/2023	12/31/2023	1,389.00	E&G
Dual Credit	FP9972	MP PT Temp Faculty	09/01/2023	12/31/2023	1,389.00	E&G
Dual Credit	FP9972	MP PT Temp Faculty	09/01/2023	12/31/2023	1,389.00	E&G
Dual Credit	FP9972	MP PT Temp Faculty	09/01/2023	12/31/2023	1,389.00	E&G
Social Work	FP9910	MP PT Temp Faculty	09/01/2023	12/31/2023	1,389.00	E&G
Social Work	FP9910	MP PT Temp Faculty	09/01/2023	12/31/2023	1,389.00	E&G
Chemistry	FP9968	MP PT Temp Faculty	09/01/2023	12/31/2023	1,389.00	E&G
Chemistry	FP9968	MP PT Temp Faculty	09/01/2023	12/31/2023	1,389.00	E&G
Social Work	FP9910	MP PT Temp Faculty	09/01/2023	12/31/2023	1,389.00	E&G
Social Work	FP9910	MP PT Temp Faculty	09/01/2023	12/31/2023	1,389.00	E&G
School of Teacher Education	FP9983	MP PT Temp Faculty	09/01/2023	12/31/2023	1,389.00	E&G
School of Teacher Education	FP9983	MP PT Temp Faculty	09/01/2023	12/31/2023	1,389.00	E&G
Gordon Ford College of Business	FP9843	MP PT Temp Faculty	09/01/2023	10/31/2023	1,334.00	E&G

Department	Position Number	Title	Begin Date	End Date	Proposed Salary	Funding Source
Gordon Ford College of Business	FP9778	MN FT Faculty - Temp PT	09/01/2023	10/31/2023	1,334.00	E&G
Gordon Ford College of Business	FP9778	MN FT Faculty - Temp PT	09/01/2023	10/31/2023	1,334.00	E&G
Gordon Ford College of Business	FP9843	MP PT Temp Faculty	09/01/2023	10/31/2023	1,334.00	E&G
Gordon Ford College of Business	FP9843	MP PT Temp Faculty	09/01/2023	10/31/2023	1,334.00	E&G
Public Radio Services	FP9778	MN FT Faculty - Temp PT	09/01/2023	10/31/2023	1,334.00	E&G
Gordon Ford College of Business	FP9778	MN FT Faculty - Temp PT	09/01/2023	10/31/2023	1,334.00	E&G
Gordon Ford College of Business	FP9778	MN FT Faculty - Temp PT	09/01/2023	10/31/2023	1,334.00	E&G
Gordon Ford College of Business	FP9778	MN FT Faculty - Temp PT	09/01/2023	10/31/2023	1,334.00	E&G
Educational Enhancement Programs	FP9778	MN FT Faculty - Temp PT	09/01/2023	10/31/2023	1,334.00	E&G
Educational Enhancement Programs	FP9778	MN FT Faculty - Temp PT	09/01/2023	10/31/2023	1,334.00	E&G
Educational Enhancement Programs	FP9778	MN FT Faculty - Temp PT	09/01/2023	10/31/2023	1,334.00	E&G
Finance	FP9843	MP PT Temp Faculty	09/01/2023	10/31/2023	1,334.00	E&G
Gordon Ford College of Business	FP9843	MP PT Temp Faculty	09/01/2023	10/31/2023	1,334.00	E&G
Gordon Ford College of Business	FP9843	MP PT Temp Faculty	11/01/2023	12/31/2023	1,334.00	E&G
Management	FP9843	MP PT Temp Faculty	09/01/2023	10/31/2023	1,334.00	E&G
WKU - Owensboro	FP9817	MP PT Temp Faculty	09/01/2023	12/31/2023	1,334.00	E&G
WKU - Owensboro	FP9817	MP PT Temp Faculty	09/01/2023	12/31/2023	1,334.00	E&G
WKU - Owensboro	FP9817	MP PT Temp Faculty	09/01/2023	12/31/2023	1,334.00	E&G
Advising & Career Development Ctr	FP9778	MN FT Faculty - Temp PT	09/01/2023	10/31/2023	1,334.00	E&G
Gordon Ford College of Business	FP9843	MP PT Temp Faculty	09/01/2023	10/31/2023	1,334.00	E&G
Advising & Career Development Ctr	FP9778	MN FT Faculty - Temp PT	09/01/2023	10/31/2023	1,334.00	E&G
Advising & Career Development Ctr	FP9778	MN FT Faculty - Temp PT	09/01/2023	10/31/2023	1,334.00	E&G
School of Nursing and Allied Health	FP9778	MN FT Faculty - Temp PT	09/01/2023	10/31/2023	1,334.00	E&G
Music	FP9974	MP PT Temp Faculty	09/01/2023	12/31/2023	1,324.18	E&G
Music	FP9974	MP PT Temp Faculty	09/01/2023	12/31/2023	1,324.18	E&G
School of Nursing and Allied Health	FP9810	MP PT Temp Faculty	09/01/2023	12/31/2023	1,317.33	E&G
School of Nursing and Allied Health	FP9810	MP PT Temp Faculty	09/01/2023	12/31/2023	1,317.33	E&G
School of Nursing and Allied Health	FP9810	MP PT Temp Faculty	09/01/2023	12/31/2023	1,317.33	E&G
Music	FP9974	MP PT Temp Faculty	09/01/2023	12/31/2023	1,301.46	E&G
Engineering & Applied Sciences	FP9964	MP PT Temp Faculty	09/01/2023	12/31/2023	1,300.00	E&G
Engineering & Applied Sciences	FP9964	MP PT Temp Faculty	09/01/2023	12/31/2023	1,300.00	E&G
Engineering & Applied Sciences	FP9788	MN FT Faculty - Temp PT	09/01/2023	12/31/2023	1,300.00	E&G
Engineering & Applied Sciences	FP9788	MN FT Faculty - Temp PT	09/01/2023	12/31/2023	1,300.00	E&G
Engineering & Applied Sciences	FP9788	MN FT Faculty - Temp PT	09/01/2023	12/31/2023	1,300.00	E&G
Engineering & Applied Sciences	FP9788	MN FT Faculty - Temp PT	09/01/2023	12/31/2023	1,300.00	E&G
Music	FP9974	MP PT Temp Faculty	09/01/2023	12/31/2023	1,287.14	E&G
Biology	FP9969	MP PT Temp Faculty	10/01/2023	12/31/2023	1,280.00	E&G
Biology	FP9969	MP PT Temp Faculty	10/01/2023	12/31/2023	1,280.00	E&G
Art and Design	FP9980	MP PT Temp Faculty	10/01/2023	12/31/2023	1,225.00	E&G
Art and Design	FP9980	MP PT Temp Faculty	10/01/2023	12/31/2023	1,225.00	E&G
Music	FP9974	MP PT Temp Faculty	09/01/2023	12/31/2023	1,213.00	E&G
Modern Languages	FP9977	MP PT Temp Faculty	09/01/2023	12/31/2023	1,198.50	E&G
Modern Languages	FP9977	MP PT Temp Faculty	09/01/2023	12/31/2023	1,198.50	E&G
Philosophy & Religion	FP9727	MP PT Temp Faculty	09/01/2023	12/31/2023	1,198.50	E&G

Department	Position Number	Title	Begin Date	End Date	Proposed Salary	Funding Source
Philosophy & Religion	FP9727	MP PT Temp Faculty	09/01/2023	12/31/2023	1,198.50	E&G
Philosophy & Religion	FP9727	MP PT Temp Faculty	09/01/2023	12/31/2023	1,198.50	E&G
Philosophy & Religion	FP9727	MP PT Temp Faculty	09/01/2023	12/31/2023	1,198.50	E&G
Music	FP9974	MP PT Temp Faculty	09/01/2023	12/31/2023	1,061.16	E&G
Social Work	FP9819	MP PT Temp Faculty	09/01/2023	12/31/2023	1,050.75	E&G
WKU - Glasgow	FP9819	MP PT Temp Faculty	09/01/2023	12/31/2023	1,000.50	E&G
College of Health & Human Services	FP9787	MN FT Faculty - Temp PT	11/01/2023	12/31/2023	988.00	E&G
College of Health & Human Services	FP9787	MN FT Faculty - Temp PT	09/01/2023	10/31/2023	988.00	E&G
College of Ed & Behavioral Science	FP9812	MP PT Temp Faculty	09/01/2023	12/31/2023	988.00	E&G
WKU - E-town/Fort Knox	FP9821	MP PT Temp Faculty	09/01/2023	10/31/2023	988.00	E&G
WKU - E-town/Fort Knox	FP9821	MP PT Temp Faculty	09/01/2023	10/31/2023	988.00	E&G
WKU - E-town/Fort Knox	FP9821	MP PT Temp Faculty	09/01/2023	10/31/2023	988.00	E&G
Agriculture & Food Science	FP9970	MP PT Temp Faculty	09/01/2023	12/31/2023	988.00	E&G
Public Health	FP9963	MP PT Temp Faculty	09/01/2023	12/31/2023	988.00	E&G
Public Health	FP9963	MP PT Temp Faculty	09/01/2023	12/31/2023	988.00	E&G
WKU - Owensboro	FP9817	MP PT Temp Faculty	09/01/2023	12/31/2023	988.00	E&G
WKU - Owensboro	FP9817	MP PT Temp Faculty	09/01/2023	12/31/2023	988.00	E&G
WKU - Owensboro	FP9817	MP PT Temp Faculty	09/01/2023	12/31/2023	988.00	E&G
Music	FP9974	MP PT Temp Faculty	09/01/2023	12/31/2023	986.65	E&G
Music	FP9974	MP PT Temp Faculty	09/01/2023	12/31/2023	986.65	E&G
Sociology & Criminology	FP9817	MP PT Temp Faculty	09/01/2023	12/31/2023	926.00	E&G
Sociology & Criminology	FP9817	MP PT Temp Faculty	09/01/2023	12/31/2023	926.00	E&G
Sociology & Criminology	FP9817	MP PT Temp Faculty	09/01/2023	12/31/2023	926.00	E&G
Clinical Education Complex (CEC)	FP9876	MP PT Temp Faculty	10/01/2023	12/31/2023	926.00	E&G
Public Health	FP9963	MP PT Temp Faculty	09/01/2023	12/31/2023	926.00	E&G
Communication Sciences & Disorders	FP9876	MP PT Temp Faculty	09/01/2023	12/31/2023	926.00	E&G
Communication Sciences & Disorders	FP9876	MP PT Temp Faculty	09/01/2023	12/31/2023	926.00	E&G
Communication Sciences & Disorders	FP9876	MP PT Temp Faculty	09/01/2023	12/31/2023	926.00	E&G
Athletics	FP9786	MN FT Faculty - Temp PT	09/01/2023	12/31/2023	926.00	E&G
Theatre & Dance	FP9877	MP PT Temp Faculty	09/01/2023	12/31/2023	926.00	E&G
Theatre & Dance	FP9877	MP PT Temp Faculty	09/01/2023	12/31/2023	926.00	E&G
Theatre & Dance	FP9877	MP PT Temp Faculty	09/01/2023	12/31/2023	926.00	E&G
Theatre & Dance	FP9877	MP PT Temp Faculty	09/01/2023	12/31/2023	926.00	E&G
Agriculture & Food Science	FP9970	MP PT Temp Faculty	09/01/2023	12/31/2023	926.00	E&G
Agriculture & Food Science	FP9970	MP PT Temp Faculty	09/01/2023	12/31/2023	926.00	E&G
Music	FP9974	MP PT Temp Faculty	09/01/2023	12/31/2023	877.08	E&G
Music	FP9974	MP PT Temp Faculty	09/01/2023	12/31/2023	877.08	E&G
Music	FP9974	MP PT Temp Faculty	09/01/2023	12/31/2023	869.44	E&G
Music	FP9974	MP PT Temp Faculty	09/01/2023	12/31/2023	869.44	E&G
Music	FP9974	MP PT Temp Faculty	09/01/2023	12/31/2023	869.44	E&G
Theatre & Dance	FP9974	MP PT Temp Faculty	09/01/2023	12/31/2023	800.00	E&G
Theatre & Dance	FP9974	MP PT Temp Faculty	09/01/2023	12/31/2023	800.00	E&G
Theatre & Dance	FP9877	MP PT Temp Faculty	11/01/2023	12/31/2023	799.00	E&G
Theatre & Dance	FP9877	MP PT Temp Faculty	09/01/2023	12/31/2023	799.00	E&G

Department	Position Number	Title	Begin Date	End Date	Proposed Salary	Funding Source
Theatre & Dance	FP9877	MP PT Temp Faculty	09/01/2023	12/31/2023	799.00	E&G
Sociology & Criminology	FP9819	MP PT Temp Faculty	09/01/2023	12/31/2023	799.00	E&G
Sociology & Criminology	FP9819	MP PT Temp Faculty	09/01/2023	12/31/2023	799.00	E&G
Sociology & Criminology	FP9819	MP PT Temp Faculty	09/01/2023	12/31/2023	799.00	E&G
School of Kinesiology, Rec. & Sport	FP9986	MP PT Temp Faculty	11/01/2023	12/31/2023	799.00	E&G
School of Kinesiology, Rec. & Sport	FP9986	MP PT Temp Faculty	09/01/2023	10/31/2023	799.00	E&G
School of Kinesiology, Rec. & Sport	FP9986	MP PT Temp Faculty	09/01/2023	10/31/2023	799.00	E&G
Physics & Astronomy	FP9844	MP PT Temp Faculty	11/01/2023	12/31/2023	799.00	E&G
Physics & Astronomy	FP9844	MP PT Temp Faculty	09/01/2023	12/31/2023	799.00	E&G
Physics & Astronomy	FP9844	MP PT Temp Faculty	09/01/2023	12/31/2023	799.00	E&G
School of Kinesiology, Rec. & Sport	FP9986	MP PT Temp Faculty	09/01/2023	10/31/2023	799.00	E&G
School of Kinesiology, Rec. & Sport	FP9986	MP PT Temp Faculty	09/01/2023	10/31/2023	799.00	E&G
Biology	FP9807	SM PT Temp Faculty	09/01/2023	12/31/2023	741.00	E&G
Biology	FP9807	SM PT Temp Faculty	09/01/2023	12/31/2023	741.00	E&G
Music	FP9974	MP PT Temp Faculty	09/01/2023	12/31/2023	734.00	E&G
Music	FP9974	MP PT Temp Faculty	09/01/2023	12/31/2023	734.00	E&G
Environment, Health & Safety	FP9787	MN FT Faculty - Temp PT	11/01/2023	12/31/2023	734.00	E&G
Music	FP9974	MP PT Temp Faculty	09/01/2023	12/31/2023	700.46	E&G
Music	FP9974	MP PT Temp Faculty	09/01/2023	12/31/2023	700.45	E&G
WKU - Glasgow	FP9819	MP PT Temp Faculty	09/01/2023	12/31/2023	694.50	E&G
WKU - Glasgow	FP9735	MP PT Temp Faculty	09/01/2023	12/31/2023	694.50	E&G
Music	FP9974	MP PT Temp Faculty	09/01/2023	12/31/2023	690.30	E&G
Music	FP9974	MP PT Temp Faculty	09/01/2023	12/31/2023	644.94	E&G
WKU - Glasgow	FP9819	MP PT Temp Faculty	09/01/2023	12/31/2023	550.50	E&G
Art and Design	FP9980	MP PT Temp Faculty	09/01/2023	12/31/2023	500.40	E&G
Art and Design	FP9980	MP PT Temp Faculty	09/01/2023	12/31/2023	500.40	E&G
Art and Design	FP9980	MP PT Temp Faculty	09/01/2023	12/31/2023	500.40	E&G
Art and Design	FP9980	MP PT Temp Faculty	09/01/2023	12/31/2023	500.40	E&G
Art and Design	FP9980	MP PT Temp Faculty	09/01/2023	12/31/2023	500.40	E&G
Music	FP9974	MP PT Temp Faculty	09/01/2023	12/31/2023	444.78	E&G
Art and Design	FP9980	MP PT Temp Faculty	12/01/2023	12/31/2023	410.00	E&G
Art and Design	FP9980	MP PT Temp Faculty	12/01/2023	12/31/2023	410.00	E&G
Music	FP9974	MP PT Temp Faculty	09/01/2023	12/31/2023	405.66	E&G
Music	FP9974	MP PT Temp Faculty	09/01/2023	12/31/2023	379.66	E&G

Completed Staff Personnel Actions Subject to Board Approval
Effective September 1, 2023 through December 31, 2023

Department	Position Number	Title	Effective Date	Proposed Rate/Salary	Type Action	Funding Source
Athletics	998565	Associate Athletic Director, Chief Financial Officer	09/27/2023	102,000.00	Initial Appointment	E&G
Office of Research & Creative Act.	996571	Assistant Director	09/15/2023	80,000.00	Initial Appointment	E&G
Institutional Equity	994979	Investigator, Office of Institutional Equity	10/17/2023	68,000.00	Initial Appointment	E&G
Application & Prgm Services	995009	Database Administrator I	09/01/2023	60,000.00	Initial Appointment	E&G
Communication Sciences & Disorders	994960	Clinical Director	09/05/2023	56,000.00	Initial Appointment	E&G
Engineering & Applied Sciences	999255	Engineering Technician	09/18/2023	52,006.50	Initial Appointment	E&G
Police	998971	Police Officer	09/11/2023	50,546.00	Initial Appointment	E&G
Men's Track & Field	997648	Assistant Coach	12/07/2023	50,004.00	Initial Appointment	E&G
Athletics	994969	Director, Creative Services & Brand Advancement	09/13/2023	50,000.00	Initial Appointment	E&G
Farm	999395	Manager, WKU Dairy Farm	10/09/2023	50,000.00	Initial Appointment	E&G
Center for Gifted Studies	994965	Research and Program Developer	09/01/2023	48,000.00	Initial Appointment	RD
Professional Educator Services	999645	Program Manager, Educator Recruitment	11/13/2023	48,000.00	Initial Appointment	E&G
Public Health	995012	Specialist, Accreditation	10/23/2023	46,800.00	Initial Appointment	E&G
Global Learning & Int'l Affairs	994988	Specialist, Global Communications and Marketing	11/27/2023	45,000.00	Initial Appointment	E&G
Women's Softball	998532	Assistant Coach	09/11/2023	45,000.00	Initial Appointment	E&G
Plant Operations	998642	Steam System Technician I	11/20/2023	44,850.00	Initial Appointment	E&G
Tech Support Serv-Endpoint Services	995489	Endpoint Support Consultant	09/05/2023	44,000.00	Initial Appointment	E&G
Plant Operations	996347	HVAC Technician II	11/27/2023	43,758.00	Initial Appointment	E&G
Admissions Office	999869	Admissions Counselor	09/18/2023	43,000.00	Initial Appointment	E&G
Educational Television Services	994975	Assistant Director of Creative Video	11/20/2023	42,000.00	Initial Appointment	RD
Athletics	994959	Assistant Director, Student-Athlete Development	10/01/2023	40,000.00	Initial Appointment	E&G
Kentucky Climate Center - POD	995067	Mesonet System Meteorologist I	11/06/2023	39,097.50	Initial Appointment	E&G
Plant Operations	997797	Energy Management Tech I	12/04/2023	39,000.00	Initial Appointment	E&G
Plant Operations	998194	Water Treatment Technician	11/20/2023	39,000.00	Initial Appointment	E&G
Mahurin Honors College	996628	Admissions Counselor	09/01/2023	36,000.00	Initial Appointment	E&G
Mahurin Honors College	997275	Academic Advisor	09/01/2023	36,000.00	Initial Appointment	E&G
CHNGES - POD	995352	Project Manager	12/04/2023	35,604.00	Initial Appointment	RD
Clinical Education Complex (CEC)	994976	Behavioral Specialist	09/01/2023	35,568.00	Initial Appointment	E&G
Online Student Services	997533	Coordinator, Online Student Support	10/17/2023	33,501.00	Initial Appointment	E&G
Student Financial Assistance	999896	Financial Aid Counselor	10/04/2023	32,097.00	Initial Appointment	E&G
Student Financial Assistance	999886	Financial Aid Counselor	11/27/2023	32,097.00	Initial Appointment	E&G
Advising & Career Development Ctr	999648	Academic Advisor	09/18/2023	31,065.12	Initial Appointment	E&G
Advising & Career Development Ctr	999647	Academic Advisor	09/11/2023	31,065.12	Initial Appointment	E&G
Advising & Career Development Ctr	995518	Academic Advisor	09/05/2023	31,065.12	Initial Appointment	E&G
Access Control	996617	Office Associate	10/09/2023	30,478.50	Initial Appointment	E&G
Infrastructure & Ops - Network	997644	Network Specialist	10/16/2023	60,485.00	Rehire	E&G
Educational Television Services	999056	Director, Public Media Services	10/01/2023	90,456.00	Reclassification	E&G

Completed Staff Personnel Actions Subject to Board Approval
Effective September 1, 2023 through December 31, 2023

Department	Position Number	Title	Effective Date	Proposed Rate/Salary	Type Action	Funding Source
Housing & Residence Life	997727	Assistant Director	11/01/2023	70,500.00	Reclassification	Aux
Academic Program Marketing	997000	Director, Academic Program Marketing	07/01/2023	59,004.00	Reclassification	E&G
Budget	995128	Manager, Budget and Resources	10/01/2023	55,300.00	Reclassification	E&G
Public Radio Services	995751	Specialist, Student Reporting and Producing	09/01/2023	45,347.00	Reclassification	E&G
Media & Communication	999500	Specialist, Budget	09/15/2023	40,014.00	Reclassification	E&G
English	999562	Administrative Coordinator	09/15/2023	39,000.00	Reclassification	E&G
History	999523	Administrative Coordinator	09/15/2023	39,000.00	Reclassification	E&G
Political Science	998347	Coordinator, Budget	09/15/2023	38,004.00	Reclassification	E&G
Modern Languages	999563	Coordinator, Budget	09/15/2023	36,016.50	Reclassification	E&G
Media & Communication	999597	Administrative Coordinator	09/15/2023	35,004.00	Reclassification	E&G
Art and Design	999613	Administrative Coordinator	09/15/2023	34,515.00	Reclassification	E&G
Music	999476	Administrative Coordinator	09/15/2023	34,008.00	Reclassification	E&G
Sociology & Criminology	997666	Administrative Coordinator	09/15/2023	34,008.00	Reclassification	E&G
Theatre & Dance	999846	Administrative Coordinator	09/15/2023	34,008.00	Reclassification	E&G
Child Care	995034	Teacher II	09/11/2023	31,200.00	Reclassification	RD
Office of Research & Creative Act.	994955	Manager, Grants and Contracts	11/01/2023	55,700.00	Transfer	E&G
Athletics	996629	Director, Athletic Compliance	10/04/2023	47,500.00	Transfer	E&G
Potter College of Arts & Letters	995661	Specialist, Operations	10/16/2023	44,011.50	Transfer	E&G
Office of Research & Creative Act.	995264	Specialist, Proposal Development	11/28/2023	42,500.00	Transfer	E&G
Office of Research & Creative Act.	997697	Specialist, Proposal Development	09/21/2023	42,500.00	Transfer	E&G
Mahurin Honors College	994958	Academic Advisor	09/11/2023	41,000.00	Transfer	E&G
Student Financial Assistance	999893	Coordinator, Financial Aid	10/16/2023	40,540.50	Transfer	E&G
Advising & Career Development Ctr	995519	Academic Advisor, Special Projects	09/01/2023	35,604.00	Transfer	E&G
Forensics - POD	998364	Director of Debate	07/01/2023	51,076.00	Salary Increase ADDED	E&G
Potter College of Arts & Letters	995515	Administrative Assistant	09/15/2023	46,500.00	Salary Increase ADDED	E&G
Advising & Career Development Ctr	999906	Assistant Vice President	09/01/2023	111,000.00	Salary Increase MKTEQ	E&G
College of Ed & Behavioral Science	999763	Administrative Assistant	07/01/2023	48,948.00	Salary Increase MKTEQ	E&G
School of Kinesiology, Rec. & Sport	995014	Specialist, Budget	10/01/2023	44,947.50	Salary Increase MKTEQ	E&G
Admissions Office	997363	Admissions Counselor	09/01/2023	43,000.00	Salary Increase MKTEQ	E&G
Mahurin Honors College	997275	Academic Advisor	10/01/2023	41,000.00	Salary Increase MKTEQ	E&G
Student Billing & Account Services	999969	Billings/Rec Accts Specialist	12/01/2023	35,004.00	Salary Increase MKTEQ	E&G
Police	998987	Patrol Commander (Captain)	11/11/2023	81,783.50	Salary Increase OTHSI	E&G
Police	998982	Shift Commander (Sgt)	12/01/2023	76,543.20	Salary Increase OTHSI	E&G
Police	998991	Shift Commander (Sgt)	11/01/2023	75,170.45	Salary Increase OTHSI	E&G
Educational Enhancement Programs	995686	Executive Director, WKU TRIO Programs	09/01/2023	74,472.00	Salary Increase OTHSI	Split

Completed Staff Personnel Actions Subject to Board Approval
Effective September 1, 2023 through December 31, 2023

Department	Position Number	Title	Effective Date	Proposed Rate/Salary	Type Action	Funding Source
Police	998979	Sergeant	12/30/2023	69,679.47	Salary Increase OTHSI	E&G
Police	998214	Police Officer	10/16/2023	55,288.98	Salary Increase OTHSI	E&G
Police	998966	Police Officer	10/01/2023	54,209.48	Salary Increase OTHSI	E&G
Police	998972	Master Communication Officer	11/13/2023	38,247.32	Salary Increase OTHSI	E&G
Police	998965	Communications Officer	09/04/2023	37,612.50	Salary Increase OTHSI	E&G
Police	998983	Communications Officer	09/04/2023	33,099.00	Salary Increase OTHSI	E&G
Educational Enhancement Programs	996934	Office Coordinator	09/01/2023	30,361.50	Salary Increase OTHSI	Split
Educational Enhancement Programs	995667	Office Coordinator	09/01/2023	30,090.00	Salary Increase OTHSI	Split
Police	998968	Communications Officer	11/06/2023	27,846.00	Salary Increase OTHSI	E&G

Meeting Date: March 1, 2024

Completed Part-Time Staff Personnel Actions Subject to Board Approval
Effective September 1, 2023 through December 31, 2023

Department	Position Number	Title	Effective Date	Proposed Rate	Type Action	Funding Source
Music	PT8840	Piano Laboratory Program Instructor	10/09/2023	36.00	Initial Appointment	RD
Gatton Academy of Math and Science	PT9044	Overnight Desk Attendant	10/19/2023	13.00	Initial Appointment	E&G
Folk Studies & Anthropology	PT8838	Laboratory Assistant	09/19/2023	10.00	Initial Appointment	RD
Farm	PT8867	Farm Laborer	10/23/2023	9.25	Rehire	E&G
College of Ed & Behavioal Science	PT8834	Director	10/23/2023	53.00	Rehire - Retiree	E&G
Student Accessibility Resource Cntr	PT8837	Office Coordinator	10/04/2023	20.00	Rehire - Retiree	E&G
Folk Studies & Anthropology	PT9034	Project Archaeologist	12/01/2023	21.00	Salary Increase MKTEQ	RD
Folk Studies & Anthropology	PT9101	Staff Archaeologist	12/01/2023	20.00	Salary Increase MKTEQ	RD
Folk Studies & Anthropology	PT9034	Staff Archaeologist	12/01/2023	20.00	Salary Increase MKTEQ	RD
Folk Studies & Anthropology	PT9101	Staff Archaeologist	12/01/2023	15.00	Salary Increase MKTEQ	RD
Folk Studies & Anthropology	PT9101	Staff Archaeologist	12/01/2023	15.00	Salary Increase MKTEQ	RD
Student Accessibility Resource Cntr	PT8858	Assistant, SARC Remote Support	09/21/2023	13.50	Salary Increase MKTEQ	E&G

Funding Source Codes:

E&G - Education and General

Grant - Grant Funded

Aux - Auxiliary

RD - Revenue Dependent

Split - Split between sources

FDN - Foundation

Salary Increase Codes:

ADDED - Added Duties

MKTEQ - Market Equity

MSGIN - Minimum Salary Grade Increase

REORG - Departmental Reorganization

OTHSI - Other Salary Increase

Action Definitions:

INITIAL APPOINTMENT - Used when an employee is added to payroll for the first time.

SECONDARY APPOINTMENT - Used when a PT employee who already has a primary assignment accepts an additional PT assignment.

REAPPOINTMENT - Used when an employee comes to the end date of an appointment and is continued in the same position. Used only when there is no break in employment.

REHIRE - Used when an employee is rehired following a separation from WKU.

REHIRE OF A RETIREE - Used when a WKU retired employee is rehired.

ADDED DUTIES - Used when an employee receives a salary increase due to added responsibilities in their job but when their job is not reclassified.

MARKET/EQUITY INCREASE - Used when employee receives a salary increase as the result of market or equity factors.

MSGIN - Used when an employee receives a salary increase in order to reach the range of the assigned salary grade.

OTHER SALARY INCREASE - Used when an employee receives a salary increase due to reasons not covered by other salary increase reason codes.

RECLASSIFICATION - Used when an employee's job title, salary grade and/or salary are changed as the result of a material increase in duties/responsibilities.

REORGANIZATION - Used when an employee receives a salary increase as the result of a departmental reorganization.

TRANSFER - Used when an employee moves from one position to another position regardless of department and/or salary change.

**AUDITOR’S REPORTS AND FINANCIAL STATEMENTS FOR
WKYU-TV AND WKYU-FM RADIO**

REQUEST:

Acceptance of the separate Auditor’s Reports and Financial Statements, WKYU-TV and WKYU-FM Radio for the year ended June 30, 2023.

FACTS:

Western Kentucky University contracts with an external auditing firm to perform audits of the financial statements of WKYU-TV and WKYU-FM Radio. The audits of WKYU-TV and WKYU-FM for the year ended June 30, 2023 was performed by FORVIS, LLP. These separate audits are required under the contractual funding arrangements of Western Kentucky University with the Corporation for Public Broadcasting.

The financial statements present fairly, in all material respects, the financial position as of June 30, 2023 and the changes in financial position and cash flows thereof for the year then ended, in accordance with accounting principles generally accepted in the United States of America. Each of the financial statements received an unqualified opinion.

RECOMMENDATION:

President Timothy C. Caboni recommends that the Board of Regents accept the separate Auditor’s Reports and Financial Statements for WKYU-TV and for WKYU-FM Radio for the year ended June 30, 2023.

MOTION:


Accept the separate Auditor’s Reports and Financial Statements for WKYU-TV and for WKYU-FM Radio for the year ended June 30, 2023.



Western Kentucky University WKYU-FM Radio

**Independent Auditor's Report, Financial Statements
and Supplementary Information**

June 30, 2023 and 2022



Western Kentucky University WKYU-FM Radio
June 30, 2023 and 2022

Contents

Independent Auditor’s Report..... 1

Management’s Discussion and Analysis (Unaudited) 4

Financial Statements

Statements of Net Position 11
Statements of Revenues, Expenses and Changes in Net Position 13
Statements of Cash Flows 14
Notes to Financial Statements 15

Required Supplementary Information

Schedules of the Station’s Proportionate Share of the Net Pension Liability 55
Notes to Schedules of the Station’s Proportionate Share of the Net Pension Liability 56
Schedules of the Station’s Pension Contributions 57
Notes to Schedules of the Station’s Pension Contributions..... 58
Schedules of the Station’s Proportionate Share of the Net OPEB Liability 59
Notes to Schedules of the Station’s Proportionate Share of the Net OPEB Liability..... 60
Schedules of the Station’s OPEB Contributions 61
Notes to Schedules of the Station’s OPEB Contributions 62



101 S. 5th Street, Suite 3800 / Louisville, KY 40202

P 502.581.0435 / F 502.581.0723

forvis.com

Independent Auditor's Report

President Timothy C. Caboni
and Board of Regents
Western Kentucky University
Bowling Green, Kentucky

Opinion

We have audited the financial statements of WKYU-FM Radio (the Station), a public broadcasting entity operated by Western Kentucky University, as of and for the years ended June 30, 2023 and 2022, and the related notes to the financial statements, which collectively comprise the Station's basic financial statements as listed in the table of contents.

In our opinion, the accompanying financial statements referred to above present fairly, in all material respects, the financial position of the Station, as of June 30, 2023 and 2022, and the changes in financial position and its cash flows for the years then ended in accordance with accounting principles generally accepted in the United States of America.

Basis for Opinion

We conducted our audits in accordance with auditing standards generally accepted in the United States of America (GAAS). Our responsibilities under those standards are further described in the "Auditor's Responsibilities for the Audit of the Financial Statements" section of our report. We are required to be independent of the Station, and to meet our other ethical responsibilities, in accordance with the relevant ethical requirements relating to our audits. We believe that the audit evidence we have obtained is sufficient and appropriate to provide a basis for our audit opinion.

Emphasis of Matter

As discussed in Note 2, the financial statements of the Station are intended to present the financial position, changes in financial position, and cash flows of only that portion of the business-type activities that is attributable to the transactions of the Station. They do not purport to, and do not, present fairly the financial position of the University as of June 30, 2023 and 2022, the changes in its financial position or its cash flows for the year then ended, in conformity with accounting principles generally accepted in the United States of America. Our opinion is not modified with respect to this matter.

Responsibilities of Management for the Financial Statements

Management is responsible for the preparation and fair presentation of these financial statements in accordance with accounting principles generally accepted in the United States of America and for the design, implementation, and maintenance of internal control relevant to the preparation and fair presentation of financial statements that are free from material misstatement, whether due to fraud or error.

In preparing the financial statements, management is required to evaluate whether there are conditions or events, considered in the aggregate, that raise substantial doubt about the Station's ability to continue as a going concern for 12 months beyond the financial statement date, including any currently known information that may raise substantial doubt shortly thereafter.

Auditor's Responsibilities for the Audit of the Financial Statements

Our objectives are to obtain reasonable assurance about whether the financial statements as a whole are free from material misstatement, whether due to fraud or error, and to issue an auditor's report that includes our opinion. Reasonable assurance is a high level of assurance but is not absolute assurance and therefore is not a guarantee that an audit conducted in accordance with GAAS will always detect a material misstatement when it exists. The risk of not detecting a material misstatement resulting from fraud is higher than for one resulting from error, as fraud may involve collusion, forgery, intentional omissions, misrepresentations, or the override of internal control. Misstatements are considered material if there is a substantial likelihood that, individually or in the aggregate, they would influence the judgment made by a reasonable user based on the financial statements.

In performing an audit in accordance with GAAS, we:

- Exercise professional judgment and maintain professional skepticism throughout the audit.
- Identify and assess the risks of material misstatement of the financial statements, whether due to fraud or error, and design and perform audit procedures responsive to those risks. Such procedures include examining, on a test basis, evidence regarding the amounts and disclosures in the financial statements.
- Obtain an understanding of internal control relevant to the audit in order to design audit procedures that are appropriate in the circumstances, but not for the purpose of expressing an opinion on the effectiveness of the Station's internal control. Accordingly, no such opinion is expressed.
- Evaluate the appropriateness of accounting policies used and the reasonableness of significant accounting estimates made by management, as well as evaluate the overall presentation of the financial statements.
- Conclude whether, in our judgment, there are conditions or events, considered in the aggregate, that raise substantial doubt about the Station's ability to continue as a going concern for a reasonable period of time.

We are required to communicate with those charged with governance regarding, among other matters, the planned scope and timing of the audit, significant audit findings, and certain internal control-related matters that we identified during the audit.

President Timothy C. Caboni
and Board of Regents
Western Kentucky University
Page 3

Required Supplementary Information

Accounting principles generally accepted in the United States of America require that the Management's Discussion and Analysis (Unaudited), the Schedules of the Station's Proportionate Share of the Net Pension Liability, the Schedules of the Station's Pension Contributions, the Schedules of the Station's Proportionate Share of the Net OPEB Liability and the Schedules of the Station's OPEB Contributions, as listed in the table of contents, be presented to supplement the basic financial statements. Such information is the responsibility of management and, although not a part of the basic financial statements, is required by the Governmental Accounting Standards Board, who considers it to be an essential part of financial reporting for placing the basic financial statements in an appropriate operational, economic, or historical context. We have applied certain limited procedures to the required supplementary information in accordance with GAAS, which consisted of inquiries of management about the methods of preparing the information and comparing the information for consistency with management's responses to our inquiries, the basic financial statements, and other knowledge we obtained during our audit of the basic financial statements. We do not express an opinion or provide any assurance on the information because the limited procedures do not provide us with sufficient evidence to express an opinion or provide any assurance.

FORVIS,LLP

Louisville, Kentucky
January 10, 2024

Western Kentucky University WKYU-FM Radio

Management's Discussion and Analysis (Unaudited)

Years Ended June 30, 2023 and 2022

Introduction

The following Management's Discussion and Analysis (MD&A) (Unaudited) provides an overview of the financial position and activities of WKYU-FM Radio (the Station) for the year ended June 30, 2023, with selected comparative information for the years ended June 30, 2022 and 2021. This discussion has been prepared by management and should be read in conjunction with the financial statements and the notes thereto, which follow this section. The financial statements and related notes and this discussion and analysis are the responsibility of management.

The Station is located on the campus of Western Kentucky University (University). The Station broadcasts Public Broadcasting Service and local programs that inform, enrich and entertain in concert with the mission of the University. The Station's skilled staff, students and volunteers serve viewers with comprehensive music and information programs that reflect current affairs, history and cultures.

Fiscal Year 2023 Highlights

- The Station's net position decreased by \$196,389; (20.3)%
- Operating revenues increased by \$51,104; 56.5% to \$141,533
- Operating expenses increased by \$16,484; 0.8%
- Nonoperating revenues decreased by \$665,454; (27.4)%

The Station adopted Governmental Accounting Standards Board (GASB) Statement No. 87, *Leases* during the fiscal year ended June 30, 2022. The adoption of this statement resulted in recording lease assets of \$34,785 and lease liabilities of \$34,785 as of July 1, 2021. The impact of this statement is not reflected in the fiscal year June 30, 2021, amounts included in this MD&A.

Governmental Accounting Standards

The MD&A, financial statements and accompanying notes are prepared in accordance with GASB pronouncements.

Statements of Net Position

The statements of net position present a financial picture of the Station's financial condition at the end of the fiscal year by reporting assets (current and noncurrent), deferred outflows of resources, liabilities (current and noncurrent), deferred inflows of resources and net position (assets less liabilities).

Assets

Total assets of the Station at the end of fiscal years 2023, 2022 and 2021 were \$2,959,243, \$3,094,057 and \$3,038,155, respectively, of which cash and assets held by Western Kentucky University Foundation (WKU Foundation) represented the largest portion. Cash and assets held by WKU Foundation totaled \$2,844,138, \$2,970,525 and \$2,946,411, or 96.1%, 95.9% and 97.0%, of total assets for fiscal years 2023, 2022 and 2021, respectively.

Western Kentucky University WKYU-FM Radio

Management's Discussion and Analysis (Unaudited)

Years Ended June 30, 2023 and 2022

Liabilities

Liabilities of the Station consisted of \$61,712, \$70,028 and \$173,122, of accrued employee costs at June 30, 2023, 2022 and 2021, respectively. Additionally, unearned revenue from the Corporation for Public Broadcasting (CPB) grants as of June 30, 2023, 2022 and 2021, was \$415,780, \$389,066 and \$545,528, respectively. Net pension and net other postemployment benefit (OPEB) liabilities were \$1,719,338, \$1,264,168 and \$1,257,035 at June 30, 2023, 2022 and 2021, respectively, and represented 77.1%, 71.8% and 58.9% of total liabilities, respectively.

Net Position

Net position of the Station was \$771,595, \$967,984 and \$533,539 at June 30, 2023, 2022 and 2021, respectively, and was divided into three major categories, defined as follows:

- *Net investment in capital assets* – This category represents the Station's equity in equipment and leases.
- *Restricted* – This category represents the Station's funds subject to externally imposed restrictions governing its use. The corpus of nonexpendable restricted resources is only available for investment purposes.
- *Unrestricted* – This category represents net positions held by the Station that have no formal restrictions placed upon them.

Western Kentucky University WKYU-FM Radio
Management's Discussion and Analysis (Unaudited)
Years Ended June 30, 2023 and 2022

Condensed Statements of Net Position
June 30, 2023, 2022 and 2021

	<u>2023</u>	<u>2022</u>	<u>2021</u>
Assets			
Current assets	\$ 1,206,729	\$ 1,096,190	\$ 1,336,845
Assets held by WKU Foundation	1,687,517	1,928,365	1,668,084
Capital and leased assets, net	<u>64,997</u>	<u>69,502</u>	<u>33,226</u>
Total assets	2,959,243	3,094,057	3,038,155
Deferred Outflows of Resources			
Total deferred outflows of resources	<u>306,420</u>	<u>231,713</u>	<u>172,401</u>
Total assets and deferred outflows of resources	<u>\$ 3,265,663</u>	<u>\$ 3,325,770</u>	<u>\$ 3,210,556</u>
Liabilities			
Current liabilities	\$ 509,827	\$ 487,303	\$ 876,086
Noncurrent liabilities	<u>1,719,338</u>	<u>1,274,523</u>	<u>1,257,035</u>
Total liabilities	<u>2,229,165</u>	<u>1,761,826</u>	<u>2,133,121</u>
Deferred Inflows of Resources			
Total deferred inflows of resources	<u>264,903</u>	<u>595,960</u>	<u>543,896</u>
Net Position			
Net investment in capital assets	54,124	46,371	33,226
Restricted			
Non-expendable	1,367,628	1,562,745	1,350,593
Expendable	319,889	365,620	317,491
Unrestricted	<u>(970,046)</u>	<u>(1,006,752)</u>	<u>(1,167,771)</u>
Total net position	<u>771,595</u>	<u>967,984</u>	<u>533,539</u>
Total liabilities, deferred inflows of resources and net position	<u>\$ 3,265,663</u>	<u>\$ 3,325,770</u>	<u>\$ 3,210,556</u>

Statements of Revenues, Expenses and Change in Net Position

The statements of revenues, expenses and change in net position present the total revenues (operating and nonoperating) received and earned by the Station and expenses (operating and nonoperating) paid and owed by the Station and income or loss from operations for the fiscal year.

Western Kentucky University WKYU-FM Radio
Management's Discussion and Analysis (Unaudited)
Years Ended June 30, 2023 and 2022

Revenues

Total operating revenues, which exclude University appropriations, of the Station for the fiscal years 2023, 2022 and 2021 were \$141,533, \$90,429 and \$146,984, respectively. The primary sources of operating revenues were from underwriting of \$141,533, \$90,429 and \$146,984 for 2023, 2022 and 2021, respectively.

Nonoperating revenues included nonoperating grants and contracts of \$190,572, \$399,217 and \$340,824 from the CPB and other agencies for fiscal years ended June 30, 2023, 2022 and 2021, respectively. Grant revenues related to nonexchange type agreements are classified as nonoperating revenues. In a nonexchange agreement, the Station receives dollars from another party without directly giving a service or product of equal value in exchange.

The Station received \$863,444, \$709,447 and \$711,841 of University appropriations and \$496,309, \$518,193 and \$603,463 of administrative support from the University for fiscal years ended June 30, 2023, 2022 and 2021, respectively, which are classified as nonoperating revenues. These funds were used to support Station operating activities.

Expenses

Total operating expenses of the Station for 2023, 2022 and 2021 were \$2,102,992, \$2,086,508 and \$2,281,701, respectively. Total program services expenses were \$946,107, \$977,659 and \$1,062,214 and total supporting services expenses were \$1,137,585, \$1,090,599 and \$1,213,916 for 2023, 2022 and 2021, respectively. Depreciation and amortization expense was not allocated to each program group but is presented as a single expense item representing depreciation and amortization for all areas of the Station. Depreciation expense totaled \$8,266, \$7,216 and \$5,571 for 2023, 2022 and 2021, respectively, and amortization expense totaled \$11,034 for 2023 and 2022.

Western Kentucky University WKYU-FM Radio
Management's Discussion and Analysis (Unaudited)
Years Ended June 30, 2023 and 2022

Condensed Statements of Revenues, Expenses and Change in Net Position
Years Ended June 30, 2023, 2022 and 2021

	<u>2023</u>	<u>2022</u>	<u>2021</u>
Revenues			
Operating revenues			
Underwriting	\$ 141,533	\$ 90,429	\$ 146,984
Total operating revenues	<u>141,533</u>	<u>90,429</u>	<u>146,984</u>
Expenses			
Operating expenses			
Program services	946,107	977,659	1,062,214
Supporting services	1,137,585	1,090,599	1,213,916
Depreciation	19,300	18,250	5,571
Total operating expenses	<u>2,102,992</u>	<u>2,086,508</u>	<u>2,281,701</u>
Operating Loss	<u>(1,961,459)</u>	<u>(1,996,079)</u>	<u>(2,134,717)</u>
Nonoperating Revenues (Expense)			
General appropriations from Western Kentucky University	863,444	709,447	711,841
Indirect administrative support	496,309	518,193	603,463
Grants and contracts	190,572	399,217	340,824
Subscriptions and memberships	204,743	162,763	171,347
Investment income	(216,175)	278,093	225,612
Miscellaneous income	226,177	362,811	100,596
Net nonoperating revenues	<u>1,765,070</u>	<u>2,430,524</u>	<u>2,153,683</u>
Change in Net Position	(196,389)	434,445	18,966
Net Position, Beginning of Year	<u>967,984</u>	<u>533,539</u>	<u>514,573</u>
Net Position, End of Year	<u>\$ 771,595</u>	<u>\$ 967,984</u>	<u>\$ 533,539</u>

Statements of Cash Flows

The statements of cash flows provide a summary of the sources and uses of cash by defined categories. The primary purposes of the statement of cash flows are to provide information about the Station's cash receipts and payments during the year and to help assess the Station's ability to generate future net cash flows to meet obligations as they become due.

Western Kentucky University WKYU-FM Radio
Management's Discussion and Analysis (Unaudited)
Years Ended June 30, 2023 and 2022

The major source of cash from operating activities was business and industry underwriting of \$128,003, \$101,821 and \$146,984 for 2023, 2022 and 2021, respectively. The most significant uses of cash for operating activities were payments to (and on behalf of) employees of \$665,299, \$917,859 and \$763,589 and to suppliers of \$1,371,805, \$1,275,856 and \$1,470,329 for 2023, 2022 and 2021, respectively.

The cash flows from noncapital financing activities included \$1,359,753, \$1,227,640 and \$1,315,304 for 2023, 2022 and 2021, respectively, received as general appropriations and indirect administrative support from the University, which is the largest source of cash for the fiscal years.

The cash flows from investing activities recognize the cash flows from proceeds from sales and maturities of investments and interest and dividends receipts.

Condensed Statements of Cash Flows
Years Ended June 30, 2023, 2022 and 2021

	2023	2022	2021
Net cash used in operating activities	\$ (1,909,101)	\$ (2,091,894)	\$ (2,051,199)
Net cash provided by noncapital financing activities	2,008,305	1,851,817	2,212,869
Net cash used in capital and related financing activities	(9,416)	(14,472)	-
Net cash provided by investing activities	24,673	18,382	92,161
(Decrease) Increase in Cash	114,461	(236,167)	253,831
Cash, Beginning of Year	1,042,160	1,278,327	1,024,496
Cash, End of Year	\$ 1,156,621	\$ 1,042,160	\$ 1,278,327

Capital and Lease Assets

As of June 30, 2023, 2022 and 2021, respectively, the Station had \$52,280, \$45,751 and \$33,226 net investment in capital assets consisting of equipment. As of June 30, 2023, 2022 and 2021, respectively, the Station had \$12,717, \$23,751 and \$0 in lease assets. Capital and lease assets at June 30, 2023, 2022 and 2021, are summarized below:

	2023	2022	2021
Capital assets	\$ 1,216,303	\$ 1,201,508	\$ 1,181,767
Less accumulated depreciation	(1,164,023)	(1,155,757)	(1,148,541)
Capital Assets, Net	\$ 52,280	\$ 45,751	\$ 33,226
Lease assets	\$ 34,785	\$ 34,785	\$ -
Accumulated amortization	(22,068)	(11,034)	-
Lease Assets, Net	\$ 12,717	\$ 23,751	\$ -

Western Kentucky University WKYU-FM Radio
Management's Discussion and Analysis (Unaudited)
Years Ended June 30, 2023 and 2022

Lease Liability

As of June 30, 2023, 2022 and 2021, the Station had \$10,853, \$23,131 and \$0, respectively, in lease liability.

Economic Factors Impacting Future Periods

The following are known facts and circumstances that may affect the future financial viability of the Station:

Due to the large amount of investments that are held by the WKU Foundation, the Station has to consider the fluctuations in the market. Realized and unrealized losses within these accounts can have an effect on operations.

In March 2020, the World Health Organization declared the coronavirus (COVID-19) outbreak to be a pandemic. COVID-19 has impacted economic activity and financial markets globally and locally. The continued spread of the disease represents a significant risk that operations could be disrupted in the near future.

The extent to which COVID-19 impacts the Station will depend on future developments, which are still highly uncertain and cannot be predicted. As a result, the Station has not yet determined the impact this disruption may have on its financial statements for the year ending June 30, 2024.

Requests for Information

This financial report is designed to provide a general overview of Western Kentucky University's Public Radio and Television finances. Questions concerning any of the information provided in this report or requests for additional information should be addressed to David Brinkley, Executive Director of Public Broadcasting, Western Kentucky University, Academic Complex 153A, 1906 College Heights Boulevard, Bowling Green, Kentucky 42101. David Brinkley may also be contacted via email at david.brinkley@wku.edu or via phone at 270.745.6140.

Western Kentucky University WKYU-FM Radio
Statements of Net Position
June 30, 2023 and 2022

Assets

	2023	2022
Current Assets		
Cash on deposit with University and WKU Foundation	\$ 1,156,621	\$ 1,042,160
Accounts receivable	22,812	3,233
Lease receivable	7,600	25,603
Prepaid expenses	19,696	25,194
Total current assets	1,206,729	1,096,190
Noncurrent assets		
Assets held by WKU Foundation	1,687,517	1,928,365
Capital assets	1,216,303	1,201,508
Accumulated depreciation	(1,164,023)	(1,155,757)
Lease assets	34,785	34,785
Accumulated amortization	(22,068)	(11,034)
Total noncurrent assets	1,752,514	1,997,867
Total assets	2,959,243	3,094,057
Deferred Outflows of Resources		
Deferred outflows – KTRS Pension	122,231	139,989
Deferred outflows – KERS Pension	50,936	30,930
Deferred outflows – KTRS OPEB	99,859	37,568
Deferred outflows – KERS OPEB	33,394	23,226
Total deferred outflows of resources	306,420	231,713
Total assets and deferred outflows of resources	\$ 3,265,663	\$ 3,325,770

Western Kentucky University WKYU-FM Radio
Statements of Net Position (Continued)
June 30, 2023 and 2022

Liabilities

	2023	2022
Current Liabilities		
Unearned underwriting revenue	\$ 21,482	\$ 15,433
Accrued payroll	35,813	39,305
Accrued vacation	25,899	30,723
Unearned grant revenue	415,780	389,066
Lease liability	10,853	12,776
Total current liabilities	509,827	487,303
Noncurrent liabilities		
Net pension liability – KTRS	626,792	577,365
Net pension liability – KERS	783,827	490,269
Net OPEB liability – KTRS	171,038	111,699
Net OPEB liability – KERS	137,681	84,835
Noncurrent lease liability	-	10,355
Total noncurrent liabilities	1,719,338	1,274,523
Total liabilities	2,229,165	1,761,826
Deferred Inflows of Resources		
Deferred inflows – KTRS Pension	119,444	364,543
Deferred inflows – KERS Pension	9,156	60,481
Deferred inflows – KTRS OPEB	95,649	112,209
Deferred inflows – KERS OPEB	33,995	33,858
Leases	6,659	24,869
Total deferred inflows of resources	264,903	595,960
Net Position		
Net investment in capital assets	54,124	46,371
Restricted		
Non-expendable	1,367,628	1,562,745
Expendable	319,889	365,620
Unrestricted	(970,046)	(1,006,752)
Total net position	771,595	967,984
Total liabilities, deferred inflows of resources and net position	\$ 3,265,663	\$ 3,325,770

Western Kentucky University WKYU-FM Radio
Statements of Revenues, Expenses and Changes in Net Position
Years Ended June 30, 2023 and 2022

	2023	2022
Revenues		
Operating revenues		
Business and industry underwriting	\$ 141,533	\$ 90,429
Total operating revenues	141,533	90,429
Expenses		
Operating expenses		
Program services		
Programming and production	806,876	797,149
Broadcasting	99,925	149,356
Program information and promotion	39,306	31,154
Total program services	946,107	977,659
Supporting services		
Management and general	1,005,499	940,868
Fundraising	125,119	132,878
Underwriting	6,967	16,853
Total supporting services	1,137,585	1,090,599
Depreciation and amortization	19,300	18,250
Total operating expenses	2,102,992	2,086,508
Operating Loss	(1,961,459)	(1,996,079)
Nonoperating Revenues (Expense)		
General appropriations from Western Kentucky University	863,444	709,447
Indirect administrative support	496,309	518,193
Grants from Corporation for Public Broadcasting	190,572	399,217
Subscriptions and memberships	204,743	162,763
Interest expense	(608)	(1,122)
Investment income	(216,175)	278,093
Miscellaneous income	226,785	363,933
Net nonoperating revenues	1,765,070	2,430,524
Change in Net Position	(196,389)	434,445
Net Position, Beginning of Year	967,984	533,539
Net Position, End of Year	\$ 771,595	\$ 967,984

Western Kentucky University WKYU-FM Radio
Statements of Cash Flows
Years Ended June 30, 2023 and 2022

	2023	2022
Cash Flows from Operating Activities		
Business and industry underwriting received	\$ 128,003	\$ 101,821
Payments to employees	(665,299)	(917,859)
Payments to suppliers	(1,371,805)	(1,275,856)
Net cash used in operating activities	(1,909,101)	(2,091,894)
Cash Flows from Noncapital Financing Activities		
General appropriations and indirect support from Western Kentucky University	1,359,753	1,227,640
Grants from Corporation for Public Broadcasting	217,286	242,755
Proceeds from PPP loan	-	-
Subscriptions and memberships	204,743	162,763
Other noncapital financing activities	226,523	218,659
Net cash provided by noncapital financing operating activities	2,008,305	1,851,817
Cash Flows from Capital and Related Financing Activities		
Purchase of capital assets	(14,795)	(19,741)
Principal payments on lease liability	(12,278)	(11,654)
Interest paid on lease liability	(608)	(1,122)
Principal payments received on lease receivable	18,003	17,476
Interest payments received on lease receivable	262	569
Net cash used in capital and related financing activities	(9,416)	(14,472)
Cash Flows from Investing Activities		
Net purchases and sales on investments	(10,772)	(9,358)
Interest and dividends	35,445	27,740
Net cash provided by investing activities	24,673	18,382
Increase (Decrease) in Cash	114,461	(236,167)
Cash, Beginning of Year	1,042,160	1,278,327
Cash, End of Year	\$ 1,156,621	\$ 1,042,160
Reconciliation of Net Operating Loss to Net Cash Flows Used in Operating Activities		
Operating loss	\$ (1,961,459)	\$ (1,996,079)
Depreciation and amortization expense	19,300	18,250
Changes in operating assets and liabilities		
Prepaid expenses	5,498	20,832
Accounts receivable	(19,579)	9,259
Deferred outflows of resources	(74,707)	(59,312)
Deferred inflows of resources	(331,057)	8,985
Net pension liability	342,985	16,822
Net OPEB liability	112,185	(9,689)
Unearned underwriting revenue	6,049	2,132
Accrued expenses	(8,316)	(103,094)
Net cash flows used in operating activities	\$ (1,909,101)	\$ (2,091,894)
Noncash Investing, Capital and Financing Activities		
PPP loan forgiveness	\$ -	\$ 144,135
Unrealized gain (loss) on investments	\$ (265,743)	\$ 202,430

Western Kentucky University WKYU-FM Radio

Notes to Financial Statements

June 30, 2023 and 2022

Note 1: Nature of Operations

WKYU-FM Radio (the Station) is a public radio station operated by and receiving support from Western Kentucky University (University), Bowling Green, Kentucky. The Station is not considered a component unit but rather an operating unit of the University and its financial activity is included in the financial statements of the University.

Note 2: Summary of Significant Accounting Policies

Basis of Accounting and Presentation

The Station prepares its financial statements as a business-type activity in conformity with applicable pronouncements of the Governmental Accounting Standards Board (GASB). The financial statement presentation provides a comprehensive, entity wide perspective of the Station's assets, liabilities, deferred outflows and inflows, net position, revenues, expenses, changes in net position and cash flows. The Station's financial statements have been presented using the economic resources measurement focus and the accrual basis of accounting. Under the accrual basis, revenues are recognized when earned, and expenses are recorded when an obligation has been incurred.

The financial statements of the Station are intended to present the financial position, the changes in financial position, and cash flows of only that portion of the activities of the University that is attributable to the transactions of the Station. They do not purport to, and do not, present fairly the financial position of the University as of June 30, 2023, and the changes in its financial position and its cash flows, for the year then ended in conformity with accounting principles generally accepted in the United States of America.

Revenue Recognition

Contributions, pledges and grants are recorded as revenue in the accompanying statement of revenues, expenses and change in net position. In-kind contributions, other than the contribution from the University, are recognized as revenue at the estimated fair value at the date of the gift.

The portion of the University's indirect costs attributable to the Station's operations and the value of space provided for broadcast facilities are included as revenues and expenses and are computed in accordance with guidelines established by the CPB. Total indirect support from the University for the years ended June 30, 2023 and 2022, was \$496,309 and \$518,193, respectively.

Western Kentucky University WKYU-FM Radio

Notes to Financial Statements

June 30, 2023 and 2022

Expenses

When an expense is incurred for which both restricted and unrestricted resources are available, the Station's policy is to allow for the flexibility to determine whether to first apply restricted or unrestricted resources based on the most advantageous application of resources in the particular circumstances.

Classification of Revenues

The Station has classified its revenues as either operating or nonoperating revenues according to the following criteria:

- Operating revenues – Operating revenues include activities that have the characteristics of exchange transactions, such as business and industry underwriting.
- Nonoperating revenues – Nonoperating revenues includes activities that have the characteristics of nonexchange transactions, such as (1) college appropriations, (2) most federal, state, and local grants and contracts, and (3) gifts and contributions.

Cash on Deposit with the University and Western Kentucky University Foundation

For administrative purposes, cash balances of the Station are included in bank accounts maintained by the University and the WKU Foundation. Details of accounting transactions affecting cash are maintained by each entity.

The University currently uses commercial banks and the Commonwealth of Kentucky (Commonwealth) as depositories. Deposits with commercial banks are covered by federal depository insurance or collateral held by the University's agent in the University's name. At the Commonwealth level, the University's accounts are pooled with other agencies of the Commonwealth. These Commonwealth pooled deposits are substantially covered by federal depository insurance or by collateral held by the Commonwealth's agent in the Commonwealth's name.

WKU Foundation's cash is on deposit with commercial banks and is federally insured up to \$250,000 per bank by the Federal Deposit Insurance Corporation (FDIC).

Accounts Receivable

Accounts receivable consist of business and industry underwriting, and subscriptions and memberships. Accounts receivable are recorded net of estimated uncollectible amounts, if any.

Assets Held by WKU Foundation and Investment Income

The Station accounts for its investments at fair value in accordance with GASB Statement No. 72, *Fair Value Measurement and Application*. Investment income consists of interest income and the net change for the year in the fair value of investments carried at fair value.

Western Kentucky University WKYU-FM Radio

Notes to Financial Statements

June 30, 2023 and 2022

Capital Assets

Capital assets are recorded at cost at the date of acquisition, or fair value at the date of donation if acquired by gift. Depreciation is computed using the straight-line method over the estimated useful life of each asset and is not allocated to functional expense categories. Equipment with an estimated useful life of greater than one year and a cost of \$5,000 is capitalized and depreciated with one-half year's depreciation taken during the year of purchase or donation. Construction-in-progress is capitalized when incurred. Routine repairs and maintenance are charged to operating expense in the year in which the expense was incurred or when the project was closed and are identified as projects less than \$100,000. The Station continues to track equipment with a cost of \$500 or more for insurance purposes consistent with applicable Kentucky Revised Statutes but does not capitalize items at these lower thresholds. The following estimated useful lives are being used by the Station:

Furniture, fixtures and equipment	3–15 years
-----------------------------------	------------

Lease Assets

Lease assets are initially recorded at the initial measurement of the lease liability, plus lease payments made at or before the commencement of the lease term, less any lease incentives received from the lessor at or before the commencement of the lease, plus initial direct costs that are ancillary to place the asset into service. Lease assets are amortized on a straight-line basis over the shorter of the lease term or the useful life of the underlying asset.

Capital and Lease Asset Impairment

The Station evaluates capital and lease assets for impairment whenever events or circumstances indicate a significant, unexpected decline in the service utility of a capital and lease asset has occurred. If a capital or lease asset is tested for impairment and the magnitude of the decline in service utility is significant and unexpected, the capital or lease asset historical cost and related accumulated depreciation or amortization are decreased proportionately such that the net decrease equals the impairment loss. No asset impairment was recognized during the years ended June 30, 2023 and 2022.

Lease Receivable

The Station is a lessor for noncancelable leases of certain equipment and recognizes a related lease receivable and a deferred inflow of resources. At the commencement of a lease, the Station initially measures the lease receivable at the present value of payments expected to be received during the lease term. Subsequently, the lease receivable is reduced by the principal portion of lease payments received. The deferred inflow of resources is initially measured as the initial amount of the lease receivable, adjusted for lease payments received at or before the lease commencement date. Subsequently, the deferred inflow of resources is recognized as revenue over the life of the lease term. The Station monitors changes in circumstances that would require a remeasurement of its lease and will remeasure the lease receivable and deferred inflows of resources if certain changes occur that are expected to significantly affect the amount of the lease receivable.

Western Kentucky University WKYU-FM Radio

Notes to Financial Statements

June 30, 2023 and 2022

Revenue recognized under lease contracts during the years ended June 30, 2023 and 2022, was \$18,470 and \$18,045, respectively, which includes both lease revenue and interest.

Deferred Outflows of Resources

The Station reports the consumption of net position that is applicable to a future reporting period as deferred outflows of resources in a separate section of its statements of net position.

Unearned Revenue

Unearned revenue includes grant funding received from the CPB that has not been expended at the end of the fiscal year. CPB provides funds to the Station at the beginning of a funding period. Thus, any unspent CPB funds at the end of the fiscal year are recorded as unearned revenue until qualifying expenses have been incurred.

Deferred Inflows of Resources

The Station reports an acquisition of net position that is applicable to a future reporting period as deferred inflows of resources in a separate section of its statements of net position.

Net Position

The Station's net position is classified as follows:

Net Investment in Capital Assets: This represents the Station's total investment in capital and lease assets, net of accumulated depreciation and amortization and outstanding debt and lease liabilities related to those capital and lease assets. To the extent debt has been incurred but not yet expended for capital assets, such amounts are not included as a component of net investment in capital assets.

Restricted Net Position – Expendable: Restricted expendable net position includes resources in which the Station is legally or contractually obligated to spend resources in accordance with restrictions imposed by external third parties.

Restricted Net Position – Non-expendable: Non-expendable restricted net position consists of endowment and similar type funds in which donors or other outside sources have stipulated, as a condition of the gift instrument, that the principal is to be maintained inviolate and in perpetuity, and invested for the purpose of producing present and future income, which may either be expended or added to principal.

Unrestricted Net Position: Unrestricted net position represents resources derived from underwriting fees. These resources are used at the discretion of the governing board to meet current expenses for any purpose.

Western Kentucky University WKYU-FM Radio

Notes to Financial Statements

June 30, 2023 and 2022

Use of Estimates

The preparation of financial statements in conformity with accounting principles generally accepted in the United States of America requires management to make estimates and assumptions that affect the reported amounts of assets, liabilities and deferred inflows and outflows of resources and disclosure of contingent assets and liabilities at the date of the financial statements and the reported amounts of revenues and expenses during the reporting period. Actual results could differ from those estimates.

Note 3: Assets Held by WKU Foundation

Assets held by WKU Foundation as of June 30, 2023 and 2022, consisted of cash equivalents, common equity, common fixed income and mutual funds. The fair value of the assets held by WKU Foundation were \$1,687,517 and \$1,928,365 at June 30, 2023 and 2022, respectively.

Fair Value Measurements: The Station categorizes its fair value measurements within the fair value hierarchy established by accounting principles generally accepted in the United States of America. The hierarchy is based on the valuation inputs used to measure fair value of the asset. Level 1 inputs are quoted prices in active markets for identical assets; Level 2 inputs are significant other observable inputs; Level 3 inputs are significant unobservable inputs.

The Station has the following recurring fair value measurements as of June 30, 2023 and 2022:

- Assets held by WKU Foundation of \$1,687,517 and \$1,928,365, which are valued at net asset value (NAV). There are no unfunded commitments and funds can be redeemed on a daily basis. The investment strategy is a long-term growth strategy and the underlying funds in the trust include cash, common stock, mutual funds, and fixed income securities.

Interest Rate Risk: The Station does not have a formal investment policy that limits investment maturities as a means of managing its exposure to fair value losses arising from increasing interest rates. However, bond resolutions govern the investment of bond reserves.

Credit Risk: The Station's general investment policy is to apply the prudent-person rule: Investments are made as a prudent person would be expected to act, with discretion and intelligence, to seek reasonable income, preserve capital, and, in general, avoid speculative investments. The Station's investment policy allows investments in U.S. Agency securities if such obligations are rated at the time of purchase at one of the three highest classifications established by at least two standard rating services. The Station did not have any investment in debt securities as of June 30, 2023 and 2022. Therefore, the Station is not considered to have credit risk.

Custodial Credit Risk: For an investment, custodial credit risk is the risk that, in the event of the failure of the counterparty, the Station will not be able to recover the value of its investments or collateral securities that are in the possession of an outside party. The Station's investment policy requires that all amounts in excess of any insurance limits be collateralized by securities eligible for Station investment. The market value of the pledged securities shall equal or exceed the portion of the deposit requiring collateralization. The Station is fully collateralized as of June 30, 2023 and 2022.

Western Kentucky University WKYU-FM Radio

Notes to Financial Statements

June 30, 2023 and 2022

Concentration of Credit Risk: The Commonwealth places no limit on the amount the Station may invest in any one issuer.

Investment income for the years ended June 30, 2023 and 2022, consisted of:

	2023	2022
Interest income, including interest earned on cash equivalents	\$ 35,445	\$ 27,740
Net change in fair value of investments and assets held by WKU Foundation	(251,620)	250,353
	\$ (216,175)	\$ 278,093

Note 4: Capital Assets and Lease Assets

Capital assets consist of equipment. Capital assets activity for the years ended June 30, 2023 and 2022, was:

	2023			
	Beginning Balance	Additions	Disposals	Ending Balance
Furniture, fixtures and equipment	\$ 1,201,508	\$ 14,795	\$ -	\$ 1,216,303
Less accumulated depreciation	(1,155,757)	(8,266)	-	(1,164,023)
Capital assets, net	\$ 45,751	\$ 6,529	\$ -	\$ 52,280
	2022			
	Beginning Balance	Additions	Disposals	Ending Balance
Equipment	\$ 1,181,767	\$ 19,741	\$ -	\$ 1,201,508
Less accumulated depreciation	(1,148,541)	(7,216)	-	(1,155,757)
Capital assets, net	\$ 33,226	\$ 12,525	\$ -	\$ 45,751

Western Kentucky University WKYU-FM Radio
Notes to Financial Statements
June 30, 2023 and 2022

Changes in lease assets for the years ended June 30, 2023 and 2022, are summarized as follows:

	2023			
	Beginning Balance	Additions	Disposals	Ending Balance
Lease assets	\$ 34,785	\$ -	\$ -	\$ 34,785
Less accumulated amortization	(11,034)	(11,034)	-	(22,068)
	<u>\$ 23,751</u>	<u>\$ (11,034)</u>	<u>\$ -</u>	<u>\$ 12,717</u>
	2022			
	Beginning Balance	Additions	Disposals	Ending Balance
Lease assets	\$ 34,785	\$ -	\$ -	\$ 34,785
Less accumulated amortization	-	(11,034)	-	(11,034)
	<u>\$ 34,785</u>	<u>\$ (11,034)</u>	<u>\$ -</u>	<u>\$ 23,751</u>

Note 5: Lease Liability

The following is a summary of long-term lease obligation transactions for the Station for the years ended June 30, 2023 and 2022:

	2023				
	Beginning Balance	Additions	Reductions	Ending Balance	Current Portion
Lease liability	\$ 23,131	\$ -	\$ (12,278)	\$ 10,853	\$ 10,853
	<u>\$ 23,131</u>	<u>\$ -</u>	<u>\$ (12,278)</u>	<u>\$ 10,853</u>	<u>\$ 10,853</u>
	2022				
	Beginning Balance	Additions	Reductions	Ending Balance	Current Portion
Lease liability	\$ 34,785	\$ -	\$ (11,654)	\$ 23,131	\$ 12,776
	<u>\$ 34,785</u>	<u>\$ -</u>	<u>\$ (11,654)</u>	<u>\$ 23,131</u>	<u>\$ 12,776</u>

Western Kentucky University WKYU-FM Radio

Notes to Financial Statements

June 30, 2023 and 2022

The Station leases certain real estate and equipment, the terms of which expire in various years through 2024. Variable payments based upon the use of the underlying asset are not included in the lease liability because they are not fixed in substance.

The following is a schedule by year of future minimum payments under the leases as of June 30, 2023:

	Principal	Interest
Year Ending		
2024	\$ 10,853	\$ 128

Note 6: Natural and Functional Classifications of Operating Expenses

The Station's operating expenses by natural classification were as follows:

2023				
	Compensation and Benefits	Other	Depreciation	Total
Program and supporting services	\$ 706,390	\$ 1,377,302	\$ -	\$ 2,083,692
Depreciation and amortization	-	-	19,300	19,300
Total operating expenses	\$ 706,390	\$ 1,377,302	\$ 19,300	\$ 2,102,992
2022				
	Compensation and Benefits	Other	Depreciation	Total
Program and supporting services	\$ 771,571	\$ 1,296,687	\$ -	\$ 2,068,258
Depreciation	-	-	18,250	18,250
Total operating expenses	\$ 771,571	\$ 1,296,687	\$ 18,250	\$ 2,086,508

Note 7: Risk Management

The Station and University are exposed to various risks of loss related to torts; theft of, damage to and destruction of assets; business interruption; errors and omissions; employee injuries and illnesses; natural disasters and employee health and accident benefits. Commercial insurance coverage is purchased for claims arising from such matters other than those related to workers' compensation, employee health and certain natural disasters. Settled claims have not exceeded this commercial coverage in any of the three preceding years.

Western Kentucky University WKYU-FM Radio

Notes to Financial Statements

June 30, 2023 and 2022

In 2006, the University opted out of the Kentucky public entity risk pool and began self-insuring workers' compensation claims. The University contracts with a third-party administrator for administration services related to workers' compensation claims.

Note 8: Defined Benefit Pension and Other Postemployment Benefit (OPEB) Plans

Employees of the University are covered by one of three pension plans: the Optional Retirement Plan, the Kentucky Employees' Retirement System (KERS) Plan, and the Kentucky Teachers Retirement System (KTRS) Plan.

Optional Retirement Plan

Plan Description: University faculty and administrative staff hired after July 1, 1996, have the option of participating in the Optional Retirement Program, a defined contribution pension plan. The plan is administered by one of three providers chosen by the employee. The plan provides retirement benefits to plan members. Benefit provisions are contained in the plan document and were established and may be amended by action of the Commonwealth.

For the years ended June 30, 2023 and 2022, contribution rates for plan members and the University expressed as a percentage of covered payrolls were 6.16% and 8.74%, respectively. Of the University's 8.74% contribution, 0.00% is paid to KTRS for unfunded liabilities.

The University's contributions to the Optional Retirement Program on behalf of the Station for the years ended June 30, 2023 and 2022, were \$11,130 and \$16,966, respectively. Station employees' contributions to the Optional Retirement Program for the years ended June 30, 2023 and 2022, were \$7,845 and \$11,958, respectively.

Kentucky Employees Retirement System

Plan Description: The University contributes to the KERS, a cost-sharing, multiple-employer defined benefit pension plan and OPEB plan administered by the Kentucky Public Pensions Authority (KPPA), an agency of the Commonwealth. Under the provisions of Kentucky Revised Statute Section 61.645, the board of trustees (KPPA Board) of KPPA administers the KERS, County Employees Retirement System and State Police Retirement System. Although the assets of the systems are invested as a whole, each system's assets are used only for the payment of benefits to members of that plan, and a pro rata share of administrative costs, in accordance with the provisions of Kentucky Revised Statute Sections 16.555, 61.570 and 78.630.

KPPA issues a publicly available financial report that includes audited financial statements and audited required supplementary information for KERS. The report may be obtained by writing to Kentucky Retirement System, Perimeter Park West, 1260 Louisville Road, Frankfort, Kentucky 40601, or it may be found at the KPPA website at www.kyret.ky.gov.

Western Kentucky University WKYU-FM Radio

Notes to Financial Statements

June 30, 2023 and 2022

Basis of Accounting: For purposes of measuring the net pension and OPEB liabilities, deferred outflows of resources and deferred inflows of resources related to pensions and OPEB, pension and OPEB expense, information about the fiduciary net position of KERS and additions to/deductions from KERS's fiduciary net position have been determined on the same basis as they are reported by KERS. For this purpose, benefit payments (including refunds of employee contributions) are recognized when due and payable in accordance with the benefit terms. Investments are reported at fair value.

Pension Benefits Provided: The information below summarizes the major retirement benefit provisions of KERS-Non-hazardous and Hazardous plans. It is not intended to be, nor should it be interpreted as, a complete statement of all benefit provisions.

	Tier 1 Participation Prior to 9/1/2008	Tier 2 Participation 9/1/2008 through 12/31/13	Tier 3 Participation 1/1/2014
Benefit Formula	Final Compensation X Benefit Factor X Years of Service		Cash Balance Plan
Final Compensation	Average of the highest 5 fiscal years (must contain at least 48 months). Includes lump-sum compensation payments (before and at retirement).	Five complete fiscal years immediately preceding retirement; each year must contain 12 months. Lump-sum compensation payments (before and at retirement) are not to be included in creditable compensation.	No Final Compensation
Benefit Factor	1.97% or 2.0% for those retiring with service for all months between 1/1998 and 1/1999.	10 years or less = 1.10%. Greater than 10 years, but no more than 20 years = 1.30%. Greater than 20 years, but no more than 26 years = 1.50%. Greater than 26 years, but no more than 30 years = 1.75%. Additional years above 30 = 2.00% (2.00% benefit factor only applies to service earned in excess of 30 years).	No benefit factor. A life annuity can be calculated in accordance with actuarial assumptions and methods adopted by the board based on member's accumulated account balance.
Cost of Living Adjustment (COLA)	No COLA unless authorized by the Legislature. If authorized, the COLA is limited to 1.5%. This impacts all retirees regardless of Tier.		
Unreduced Retirement Benefit	Any age with 27 years of service. Age 65 with 48 months of service. Money purchase for age 65 with less than 48 months based on contributions and interest.	Rule of 87: Member must be at least age 57 and age plus earned service must equal 87 years at retirement to retire under this provision. Age 65 with 5 years of earned service. No month purchased calculations.	
Reduced Retirement Benefit	Any age with 25 years of service. Age 55 with 5 years of service.	Age 60 with 10 years of service. Excludes purchased service (exception: refunds, omitted, free military).	No reduced retirement benefit.

OPEB Benefits Provided: The information below summarizes the major retirement benefit provisions of KERS-Non-hazardous and Hazardous plans. It is not intended to be, nor should it be interpreted as, a complete statement of all benefit provisions:

Insurance *Tier 1: Participation began before 7/1/2003*

Western Kentucky University WKYU-FM Radio

Notes to Financial Statements

June 30, 2023 and 2022

Benefit Eligibility: Recipient of a retirement allowance

Benefit: The percentage of member premiums paid by the retirement system are dependent on the number of years of service. Benefits also include duty disability retirements, duty death in service, non-duty death in service and surviving spouse of a retiree.

Insurance Tier 2: Participation began on or after 7/1/2003, but before 9/1/2008

Benefit Eligibility: Recipient of a retirement allowance with at least 120 months of service at retirement

Benefit: The system provides a monthly contribution subsidy of \$10 for each year of earned service. The monthly contribution is increased by 1.5% each July 1. Benefits also include duty disability retirements, duty death in service and non-duty death in service.

Insurance Tier 3: Participation began on or after 9/1/2008

Benefit Eligibility: Recipient of a retirement allowance with at least 180 months of service at retirement

Benefit: Tier 3 insurance benefits are identical to Tier 2, except Tier 3 members are required to have at least 180 months of service in order to be eligible.

Contributions: The University was required to contribute at an actuarially determined rate determined by Statute. Per Kentucky Revised Statute Section 78.545(33) normal contribution and past service contribution rates shall be determined by the KRS Board on the basis of an annual valuation last preceding July 1 of a new biennium. The KRS Board may amend contribution rates as of the first day of July of the second year of a biennium, if it is determined on the basis of a subsequent actuarial valuation that amended contribution rates are necessary to satisfy requirements determined in accordance with actuarial bases adopted by the KRS Board.

For the fiscal years ended June 30, 2023 and 2022, participating employers in the plan contributed 9.97% (7.82% allocated to pension and 2.15% allocated to OPEB) and 10.10% (7.90% allocated to pension and 2.20% allocated to OPEB), respectively, as set by KRS, of each employee's creditable compensation. These percentages are inclusive of both pension and insurance payments for employers. Administrative costs of KRS are financed through employer contributions and investments earnings.

The University has met 100% of the contribution funding requirement for the fiscal years ended June 30, 2023 and 2022. Total contributions by the Plan were \$11,188,447 (\$9,029,608 related to pension and \$2,158,839 related to OPEB) and \$11,454,974 (\$9,224,126 related to pension and \$2,230,848 related to OPEB) for the years ended June 30, 2023 and 2022, respectively. The OPEB contribution amount does not include the implicit subsidy of \$470,563 and \$408,534 for the fiscal years ended June 30, 2023 and 2022, respectively. Contributions related to the Station were \$61,068 (\$47,898 related to pension and \$13,170 related to OPEB) for the year ended June 30, 2023, and \$40,410 (\$30,411 related to pension and \$9,969 related to OPEB) for the year ended June 30, 2022.

Western Kentucky University WKYU-FM Radio

Notes to Financial Statements

June 30, 2023 and 2022

Members whose participation began before 9/1/2008:

Contributions equal 5% of all creditable compensation. Interest paid on the members' accounts is currently 2.5%; and, per statute, shall not be less than 2.0%. Members are entitled to a full refund of contributions with interest.

Members whose participation began on or after 9/1/2008:

Contributions equal 6% of all creditable compensation, with 5% being credited to the member's account and 1% deposited to the KRS 401(h) Account. Interest paid on the members' accounts will be set at 2.5%. Member is entitled to a full refund of contributions and interest in their individual account; however, the 1% contributed to the insurance fund is nonrefundable.

Members whose participation began on or after 1/1/2014:

Contributions equal to 6% of all creditable compensation, with 5% being credited to the member's account and 1% deposited to the KRS 401(h) Account. Interest paid on the members' accounts will be set at 2.5%. Member is entitled to a full refund of contributions and interest in their individual account; however, the 1% contributed to the insurance fund is nonrefundable.

Pension Information

Total Pension Liability: The total pension liability was measured as of June 30, 2022 and 2021, using the following actuarial assumptions, applied to all periods included in the measurement:

June 30, 2022

Valuation date	June 30, 2021
Actuarial cost method	Entry Age Normal
Amortization method	Level percent of pay
Price inflation	2.30%
Salary increases	3.30%–15.30%
Amortization period	30 years, closed
Investment rate of return	5.25%

June 30, 2021

Valuation date	June 30, 2020
Actuarial cost method	Entry Age Normal
Amortization method	Level percent of pay
Price inflation	2.30%
Salary increases	3.30%–15.30%
Amortization period	30 years, closed
Investment rate of return	5.25%

Western Kentucky University WKYU-FM Radio

Notes to Financial Statements

June 30, 2023 and 2022

The mortality table used for active members is Pub-2010 General Mortality Table projected with the ultimate rates from the MP-2014 mortality improvement scale using a base year of 2010. The mortality table used for healthy retired members is a system-specific mortality table base on mortality experience from 2013–2018, projected with the ultimate rates from MP-2014 mortality improvement scale using a base year of 2019. For disabled members, the mortality table used is Pub-2010 Disabled Mortality Table, with a 4-year set-forward for both male and female rates, projected with the ultimate rates from the MP-2014 mortality improvement scale using a base year of 2010.

Discount rate assumptions:

- (a) **Discount Rate:** The discount rate used to measure the total pension liability was 5.25%.
- (b) **Projected Cash Flows:** The projection of cash flows used to determine the discount rate assumed the local employers and plan members would contribute the statutorily determined contribution rate of projected compensation over the remaining 29-year amortization period of the unfunded actuarial accrued liability.
- (c) **Long-Term Rate of Return:** The long-term expected rate of return was determined by using a building-block method in which best-estimate ranges of expected future real rate of returns are developed for each asset class. The ranges are combined by weighting the expected future real rate of return by the target asset allocation percentage.
- (d) **Municipal Bond Rate:** The discount rate determination does not use a municipal bond rate.
- (e) **Periods of Projected Benefit Payments:** The long-term assumed rate of return was applied to all periods of projected benefit payments to determine the total pension liability.

Western Kentucky University WKYU-FM Radio

Notes to Financial Statements

June 30, 2023 and 2022

- (f) **Assumed Asset Allocation:** The long-term expected rate of return was determined by using a building-block method in which best-estimate ranges of expected future real rate of returns are developed for each asset class. The ranges are combined by weighting the expected future real rate of return by the target asset allocation percentage. The target asset allocation and best estimates of arithmetic real rates of return for each major asset class are summarized in the following table:

2022		
Asset Class	Target Allocation	Long-Term Expected Real Rate of Return
Growth		
Public Equity	32.50%	4.45%
Private Equity	7.00%	10.15%
Fixed Income		
Core Bonds	20.50%	0.00%
Specialty Credit/High Yield	15.00%	2.28%
Cash	5.00%	(0.91%)
Inflation Protected		
Real Estate	10.00%	3.67%
Real Return	10.00%	4.07%
Total	100.00%	

The long-term expected rate of return on pension plan assets was established by the KRS Board at 5.25% based on a blending of the factors described above.

2021		
Asset Class	Target Allocation	Long-Term Expected Real Rate of Return
Growth		
U.S. Equity	16.25%	5.70%
Non-U.S. Equity	16.25%	6.35%
Private Equity	7.00%	9.70%
Specialty Credit/High Yield	15.00%	2.80%
Liquidity		
Core Bonds	20.50%	0.00%
Cash	5.00%	(0.60%)
Diversifying Strategies		
Real Estate	10.00%	5.40%
Opportunistic/Absolute Return	0.00%	N/A
Real Return	10.00%	4.55%
Total	100.00%	

The long-term expected rate of return on pension plan assets was established by the KRS Board at 5.25% based on a blending of the factors described above.

Western Kentucky University WKYU-FM Radio

Notes to Financial Statements

June 30, 2023 and 2022

- (g) **Sensitivity Analysis:** This paragraph requires disclosure of the sensitivity of the net pension liability to changes in the discount rate. The following presents the Station’s allocated portion of the net pension liability of the System, calculated using the discount rate of 5.25%, as well as what the Station’s allocated portion of the net pension liability would be if it were calculated using a discount rate that is one-percentage-point lower (4.25%) or one-percentage-point higher (6.25%) than the current rate:

	2022		
	1% Decrease (4.25%)	Current Discount Rate (5.25%)	1% Increase (6.25%)
Proportionate share of collective net pension liability	\$ 901,528	\$ 783,827	\$ 686,910
	2021		
	1% Decrease (4.25%)	Current Discount Rate (5.25%)	1% Increase (6.25%)
Proportionate share of collective net pension liability	\$ 564,768	\$ 490,269	\$ 429,104

Employer’s Portion of the Collective Net Pension Liability: The Station’s proportionate share of the net pension liability at June 30, 2023 and 2022, is \$783,827 and \$490,269, or approximately 0.0061% and 0.0038%, respectively. The net pension liabilities were distributed based on the employers’ covered payroll provided for the measurement period ended June 30, 2022, and actual employer contributions to the plan for the measurement period ended June 30, 2021.

Measurement Date: June 30, 2021 and 2020, are the actuarial valuation dates and June 30, 2022 and 2021, are the measurement dates upon which the total pension liability is based.

Changes in Assumptions and Benefit Terms: There have been no assumption changes since June 30, 2021. Additionally, there have been no plan provision changes that would materially impact the total pension liability since June 2021.

House Bill 1 passed during the 2022 legislative session and included a provision that provided an approximate 8% across-the-board salary increase effective July 1, 2022, for eligible State employees. While this salary increase may produce an actuarial loss with respect to the liability attributable to Tier 1 and Tier 2 active members, *i.e.*, a higher total pension liability than expected based on current actuarial assumptions, there was not sufficient information available at the time the roll-forward total pension liability was calculated to make a reasonable adjustment to reflect these anticipated salary increases.

Western Kentucky University WKYU-FM Radio

Notes to Financial Statements

June 30, 2023 and 2022

Changes Since Measurement Date: There were no changes between the measurement date of the collective net pension liability and the employer's reporting date.

Pension Expense: The Station was allocated pension expense of \$(27,614) and \$(40,316) related to the KERS plan for the years ended June 30, 2023 and 2022, respectively.

Deferred Outflows and Deferred Inflows: Since certain expense items are amortized over closed periods each year, the deferred portions of these items must be tracked annually. If the amounts serve to reduce pension expense they are labeled as deferred inflows. If they will increase pension expense they are labeled as deferred outflows. The amortization of these amounts is accomplished on a level dollar basis, with no interest included in the deferred amounts. Experience gains/losses and the impact of changes in actuarial assumptions, if any, are amortized over the average remaining service life of the active and inactive System members at the beginning of the fiscal year. Investment gains and losses are amortized over a fixed five-year period. Deferred inflows and outflows as of the measurement date include:

	2022		2021	
	Deferred Outflows of Resources	Deferred Inflows of Resources	Deferred Outflows of Resources	Deferred Inflows of Resources
Difference between expected and actual experience	\$ -	\$ 918	\$ 489	\$ 2,544
Change of assumptions	-	-	-	-
Changes in proportion and differences between employer contributions and proportionate shares of contributions	-	8,238	-	47,525
Net difference between projected and actual earnings on investments	3,038	-	-	10,412
	3,038	9,156	489	60,481
Contributions subsequent to the measurement date	47,898	-	30,441	-
Total	\$ 50,936	\$ 9,156	\$ 30,930	\$ 60,481

Deferred outflows of resources resulting from employer contributions subsequent to the measurement date of \$47,898 will be recognized as a reduction of net pension liability in the year ending June 30, 2024. The remainder of the deferred outflows and deferred inflows of resources are amortized over three to five years with remaining amortization as follows:

Year Ending June 30	
2024	\$ (9,185)
2025	(8)
2026	(766)
2027	3,841
	\$ (6,118)

Western Kentucky University WKYU-FM Radio

Notes to Financial Statements

June 30, 2023 and 2022

Pension Plan Fiduciary Net Position: Detailed information about the pension plan's fiduciary net position is available in the separately issued pension plan financial reports.

OPEB Information

Total OPEB Liability: The total OPEB liability was measured as of June 30, 2022 and 2021, using the following actuarial assumptions, applied to all periods included in the measurement:

June 30, 2022

Actuarial valuation date	June 30, 2021
Price inflation	2.30%
Payroll growth rate	0.00%
Salary increases	3.30%–15.30%
Investment rate of return	6.25%
Healthcare trend rates:	
Pre-65	Initial trend starting at 6.20% at January 1, 2024, and gradually decreasing to an ultimate trend rate of 4.05% over a period of 13 years.
Post-65	Initial trend starting at 9.00% at January 1, 2024, and gradually decreasing to an ultimate trend rate of 4.05% over a period of 13 years.

June 30, 2021

Actuarial valuation date	June 30, 2020
Price inflation	2.30%
Payroll growth rate	0.00%
Salary increases	3.30%–15.30%
Investment rate of return	6.25%
Healthcare trend rates:	
Pre-65	Initial trend starting at 6.25% at January 1, 2021, and gradually decreasing to an ultimate trend rate of 4.05% over a period of 13 years.
Post-65	Initial trend starting at 5.50% at January 1, 2021, and gradually decreasing to an ultimate trend rate of 4.05% over a period of 14 years.

The mortality table used for active members is Pub-2010 General Mortality Table projected with the ultimate rates from the MP-2014 mortality improvement scale using a base year of 2010. The mortality table used for healthy retired members is a system-specific mortality table base on mortality experience from 2013–2018, projected with the ultimate rates from MP-2014 mortality improvement scale using a base year of 2019. For disabled members, the mortality table used is Pub-2010 Disabled Mortality Table, with a 4-year set-forward for both male and female rates, projected with the ultimate rates from the MP-2014 mortality improvement scale using a base year of 2010.

Western Kentucky University WKYU-FM Radio

Notes to Financial Statements

June 30, 2023 and 2022

Discount rate assumptions:

- (a) **Discount Rate:** The discount rate used to measure the total Non-hazardous OPEB liability was 5.72%, which was an increase from the 5.26% discount rate used in the prior year. Based on the stated assumptions and the projection of cash flows as of each fiscal year ending, the plan's fiduciary net position and future contributions were projected to be sufficient to finance the future benefit payments of the current plan members. Therefore, the long-term expected rate of return on insurance plan investments was applied to all periods of the projected benefit payments paid from the retirement system. However, the cost associated with the implicit employer subsidy is not currently being included in the calculation of the actuarial determined contributions, and any cost associated with the implicit subsidy will not be paid out of the trust. Therefore, the municipal bond rate was applied to future expected benefit payments associated with the implicit subsidy.
- (b) **Projected Cash Flows:** The projection of cash flows used to determine the discount rate assumed the local employers and plan members would contribute the actuarially determined contribution rate of projected compensation over the remaining 26-year amortization period of the unfunded actuarial accrued liability.
- (c) **Long-Term Rate of Return:** The long-term expected rate of return was determined by using a building-block method in which best-estimate ranges of expected future real rate of returns are developed for each asset class. The ranges are combined by weighting the expected future real rate of return by the target asset allocation percentage.
- (d) **Municipal Bond Rate:** The discount rate determination used a municipal bond rate of 3.69% as reported in Fidelity Index's "20-Year Municipal GO AA Index" as of June 30, 2022, which was increased from the 1.92% municipal bond rate used in the prior year.
- (e) **Period of Projected Benefit Payments:** Current assets, future contributions, and investment earnings are projected to be sufficient to pay the projected benefit payments from the retirement system. However, the cost associated with the implicit employer subsidy is not currently being included in the calculation of the system's actuarial determined contributions, and it is the actuary's understanding that any cost associated with the implicit subsidy will not be paid out of the system's trust. Therefore, the municipal bond rate was applied to future expected benefit payments associated with the implicit subsidy.

Western Kentucky University WKYU-FM Radio

Notes to Financial Statements

June 30, 2023 and 2022

- (f) **Assumed Asset Allocations:** The long-term expected rate of return was determined by using a building-block method in which best-estimate ranges of expected future real rate of returns are developed for each asset class. The ranges are combined by weighting the expected future real rate of return by the target asset allocation percentage. The target asset allocation and best estimates of arithmetic real rates of return for each major asset class are summarized in the following table:

2022		
Asset Class	Target Allocation	Long-Term Expected Real Rate of Return
Growth		
Public Equity	43.50%	4.45%
Private Equity	10.00%	10.15%
Fixed Income		
Core Bonds	10.00%	0.28%
Specialty Credit/High Yield	15.00%	2.28%
Cash	1.50%	(0.91%)
Diversifying Strategies		
Real Estate	10.00%	3.67%
Real Return	10.00%	4.07%
Total	100.00%	

The long-term expected rate of return on pension plan assets was established by the KPPA Board at 6.25% based on a blending of the factors described above.

2021		
Asset Class	Target Allocation	Long-Term Expected Real Rate of Return
Growth		
U.S. Equity	21.75%	5.70%
Non-U.S. Equity	21.75%	6.35%
Private Equity	10.00%	9.70%
Specialty Credit/High Yield	15.00%	2.80%
Liquidity		
Core Bonds	10.00%	0.00%
Cash	1.50%	(0.60%)
Diversifying Strategies		
Real Estate	10.00%	5.40%
Opportunistic/Absolute Return	0.00%	N/A
Real Return	10.00%	4.55%
Total	100.00%	

The long-term expected rate of return on pension plan assets was established by the KRS Board at 6.25% based on a blending of the factors described above.

Western Kentucky University WKYU-FM Radio

Notes to Financial Statements

June 30, 2023 and 2022

(g) **Sensitivity Analysis:** This paragraph requires disclosure of the sensitivity of the net OPEB liability to changes in the discount rate and changes in the healthcare cost trend rate.

The following presents the Station’s allocated portion of the net OPEB liability of the System, calculated using the discount rate of 5.72%, as well as what the Station’s allocated portion of the System’s net OPEB liability would be if it were calculated using a discount rate that is one-percentage-point lower (4.72%) or one-percentage-point higher (6.72%) than the current rate for:

	2022		
	1% Decrease (4.72%)	Current Discount Rate (5.72%)	1% Increase (6.72%)
Station’s net OPEB liability	\$ 164,829	\$ 137,681	\$ 112,699
	2021		
	1% Decrease (4.26%)	Current Discount Rate (5.26%)	1% Increase (6.72%)
Station’s net OPEB liability	\$ 103,601	\$ 84,835	\$ 69,448

The following presents the Station’s allocated portion of the Non-hazardous net OPEB liability of the System, calculated using the healthcare cost trend rate of percent, as well as what the Station’s allocated portion of the System’s net OPEB liability would be if it were calculated using a healthcare cost trend rate that is one-percentage-point lower or one-percentage-point higher than the current rate for Non-hazardous:

	2022		
	1% Decrease	Current Trend Rate	1% Increase
Station’s net OPEB liability	\$ 113,197	\$ 137,681	\$ 163,976
	2021		
	1% Decrease	Current Trend Rate	1% Increase
Station’s net OPEB liability	\$ 70,082	\$ 84,835	\$ 102,602

Western Kentucky University WKYU-FM Radio

Notes to Financial Statements

June 30, 2023 and 2022

Employer's Portion of the Collective OPEB Liability: The Station's proportionate share of the net OPEB liability at June 30, 2022 and 2021, is \$137,681, or approximately 0.0061% and \$84,835 or approximately 0.0038%, respectively. The net OPEB liabilities were distributed based on the 2022 and 2021 actual employer contributions to the plan.

Measurement Date: June 30, 2021 and 2020, are the actuarial valuation dates and June 30, 2022 and 2021, are the measurement dates upon which the total OPEB liability is based.

Changes in Assumptions and Benefit Terms: Senate Bill 209 passed during the 2022 legislative session and increased the insurance dollar contribution for members hired on or after July 1, 2003, by \$5 for each year of service a member attains over certain thresholds, depending on a member's retirement eligibility requirement. This increase in the insurance dollar contribution does not increase by 1.5% annually and is only payable for non-Medicare retirees. Additionally, it is only payable when the member's applicable insurance fund is at least 90% funded. The increase is first payable January 1, 2023. Senate Bill 209 also allows members receiving the insurance dollar contribution to participate in a medical insurance reimbursement plan that would provide the reimbursement of premiums for health plans other than those administered by KPPA. The total OPEB liability as of June 30, 2022, is determined using these updated benefit provisions. In fiscal year 2023, for KERS, the healthcare trend rate for under age 65 increased from 6.25% to 6.20% and for ages 65 and older the healthcare trend rate increased from 5.50% to 9.00%. The KERS Discount Rates used for Non-hazardous increased from 5.26% to 5.72%.

Changes Since Measurement Date: There were no changes between the measurement date of the collective net OPEB liability and the employer's reporting date.

OPEB Expense: The Station was allocated OPEB expense of \$880 and \$(414) related to the KERS Non-hazardous Plan for the years ended June 30, 2023 and 2022, respectively.

Deferred Outflows and Deferred Inflows: Since certain expense items are amortized over closed periods each year, the deferred portions of these items must be tracked annually. If the amounts serve to reduce OPEB expense, they are labeled as deferred inflows. If they will increase OPEB expense, they are labeled deferred outflows. The amortization of these amounts is accomplished on a level dollar basis, with no interest included in the deferred amounts. Experience gains/losses and the impact of changes in actuarial assumptions, if any, are amortized over the average remaining service life of the active and inactive System members at the beginning of the fiscal year. Investment gains and losses are amortized over a fixed five-year period.

Western Kentucky University WKYU-FM Radio
Notes to Financial Statements
June 30, 2023 and 2022

Deferred inflows and outflows as of the measurement date include:

	<u>2022</u>		<u>2021</u>	
	<u>Deferred Outflows of Resources</u>	<u>Deferred Inflows of Resources</u>	<u>Deferred Outflows of Resources</u>	<u>Deferred Inflows of Resources</u>
Difference between expected and actual experience	\$ 3,355	\$ 11,028	\$ 4,913	\$ 11,751
Change of assumptions	7,739	9,134	8,344	79
Changes in proportion and differences between employer contributions and proportionate shares of contributions	3,574	13,833	-	17,264
Net difference between projected and actual earnings on OPEB plan investments	2,809	-	-	4,764
	<u>17,477</u>	<u>33,995</u>	<u>13,257</u>	<u>33,858</u>
Contributions subsequent to the measurement date	15,917	-	9,969	-
Total	<u>\$ 33,394</u>	<u>\$ 33,995</u>	<u>\$ 23,226</u>	<u>\$ 33,858</u>

Deferred outflows of resources resulting from employer contributions subsequent to the measurement date of \$15,917 will be recognized as a reduction of net OPEB liability in the year ending June 30, 2024. The remainder of the deferred outflows and deferred inflows of resources are amortized over three to five years with remaining amortization as follows:

Year Ending June 30	
2024	\$ (11,567)
2025	(5,590)
2026	(1,585)
2027	2,224
	<u>\$ (16,518)</u>

OPEB Plan Fiduciary Net Position: Detailed information about the OPEB plan's fiduciary net position is available in the separately issued OPEB plan financial reports.

Western Kentucky University WKYU-FM Radio

Notes to Financial Statements

June 30, 2023 and 2022

Kentucky Teachers' Retirement System

Plan Description: All full-time University faculty members and certain other staff occupying a position requiring certification or graduation from a four-year college or university as a condition of employment are covered by the Kentucky Teachers' Retirement System (KTRS), a cost-sharing multiple employer public employee retirement system. KTRS is a defined benefit plan providing for retirement, disability, death benefits and health insurance. Participants have a fully vested interest after the completion of 60 months of service, 12 of which are current service.

KTRS issues a publicly available financial report that includes financial statements, required supplementary information, and detailed information about the pension plan's fiduciary net position. That report may be obtained by writing to Kentucky Teachers' Retirement System, 479 Versailles Road, Frankfort, Kentucky, 40601, by calling 502.573.3266, or visiting the website at <http://trs.ky.gov>.

Basis of Accounting: For purposes of measuring the net pension and OPEB liabilities, deferred outflows of resources and deferred inflows of resources related to pension and OPEB, pension and OPEB expense, information about the fiduciary net position of KTRS and additions to/deductions from KTRS's fiduciary net position have been determined on the same basis as they are reported by KTRS. For this purpose, benefit payments (including refunds of employee contributions) are recognized when due and payable in accordance with the benefit terms. Investments are reported at fair value, except for money market investments and participating interest-earning investment contracts that have a maturity at the time of purchase of one year or less, which are reported at cost.

Western Kentucky University WKYU-FM Radio

Notes to Financial Statements

June 30, 2023 and 2022

Pension Plan Information

Pension Benefits Provided: The information on the following page summarizes the major retirement benefit provisions of the KTRS plan. It is not intended to be, nor should it be interpreted as, a complete statement of all benefit provisions:

	Tier 1 Participation Prior to July 1, 2008	Tier 2 Participation on or After July 1, 2008
Covered Employees	University faculty and professional staff that do not choose the Optional Retirement Plan (Deferred Contribution)	University faculty and professional staff that do not choose the Optional Retirement Plan (Deferred Contribution)
Benefit Formula	Final Compensation X Benefit Factor X Years of Service	
Final Compensation	Average of the highest 5 annual salaries reduced 5% per year from the earlier of age 60 or the date 27 years of service would have been completed. Average of the highest 3 annual salaries if age 55 with 27 or more years of service. The minimum annual service allowance for all members is \$440 multiplied by credited service.	Average of the highest 5 annual salaries reduced 6% per year from the earlier of age 60 or the date 27 years of service would have been completed. Average of the highest 3 annual salaries if age 55 with 27 or more years of service. The minimum annual service allowance for all members is \$440 multiplied by credited service.
Benefit Factor	Non-University members: 2.00% for service prior to 7/1/1983; 2.50% for service after 7/1/1983; 2.00% if participation after 7/1/2002 and less than 10 years; 2.50% if participation after 7/1/2002 and more than 10 years; 3.00% if retire after 7/1/2004 with more than 30 years. University members: 2.0% for each year of service.	Non-University members: 1.70% if less than 10 years; 2.00% if greater than 10 years, but no more than 20 years; 2.30% if greater than 20 years, but no more than 26 years; 2.50% if greater than 26 years, but no more than 30 years; 3.00% for service greater than 30 years. University members: 1.50% if less than 10 years; 1.70% if greater than 10 years, but less than 20 years; 1.85% if greater than 20 years, but less than 27 years; 2.00% if greater than 27 years.
Cost of Living Adjustment (COLA)	1.5% annually additional ad hoc increases must be authorized by the General Assembly.	
Unreduced Retirement Benefit	Any age with 27 years of Kentucky service. Age 55 with 5 years of Kentucky service.	Any age with 27 years of Kentucky service. Age 60 with 5 years of Kentucky service. Age 55 with 10 years of Kentucky service.
Reduced Retirement Benefit	Must be retired for service or disability to be eligible. Retired members are given a supplement based upon a contribution supplement table approved by the KTRS Board of Trustees (KTRS Board). The retired member pays premiums in excess of the monthly supplement.	

Western Kentucky University WKYU-FM Radio

Notes to Financial Statements

June 30, 2023 and 2022

Contributions: Benefit and contribution rates are established by state statute. Per Kentucky Revised Statutes 161.540, 161.550 and 161.565, contribution requirements of the active employees and the participating organizations are established and may be amended by the KTRS Board. For the fiscal years ended June 30, 2023 and 2022, University employees were required to contribute 8.185% of their annual covered salary for retirement benefits. The University was contractually required to contribute 15.865% (13.010% and 14.020% allocated to pension, 2.775% and 1.775% allocated to medical insurance and 0.080% and 0.070% allocated to life insurance) of covered payroll for plan members hired on or after July 1, 2008, and 9.775% (7.695% and 7.705% allocated to pension, 2.000% and 2.000% allocated to medical insurance and 0.080% and 0.070% allocated to life insurance) of covered payroll for plan members hired on or after January 1, 2022, for the fiscal years ended June 30, 2023 and 2022, respectively. The actuarially determined amount, when combined with employee contributions, is expected to finance the cost of benefits earned by employees during the year, with an additional amount to finance any unfunded accrued liability.

The University has met 100% of the contribution funding requirement for the fiscal years ended June 30, 2023 and 2022. Total contributions by the Plan were \$6,943,857 (\$5,686,652 related to pension and \$1,257,205 related to OPEB) and \$6,687,887 (\$5,668,084 related to pension and \$1,019,803 related to OPEB) for the years ended June 30, 2023 and 2022, respectively. In addition, the Commonwealth contributes ad hoc annual cost of living adjustments provided by the General Assembly for KTRS retirees. This contribution totaled \$7,242,560 and \$6,234,494 for the years ended June 30, 2023 and 2022, respectively. Contributions related to the Station were \$57,337 (\$47,199 related to pension and \$10,138 related to OPEB) and \$56,596 (\$48,179 related to pension and \$8,417 related to OPEB) for the years ended June 30, 2023 and 2022, respectively.

Pension liabilities, pension expense, and deferred outflows of resources and deferred inflows of resources related to pensions: At June 30, 2023 and 2022, the Station reported a liability for its proportionate share of the net pension liability that reflected a reduction for pension support provided to the Station by the Commonwealth. The amount recognized by the Station as its proportionate share of the net pension liability, the related State support, and the total portion of the net pension liability that was associated with the Station were as follows:

	2023	2022
Station's proportionate share of the net pension liability	\$ 626,792	\$ 577,365
Commonwealth of Kentucky's proportionate share of the net pension liability associated with the Station	814,527	609,542
Total	\$ 1,441,319	\$ 1,186,907

The net pension liability was measured as of June 30, 2023 and 2022. The Station's proportion of the net pension liability was based on actual contributions to the pension plan during the measurement period. At June 30, 2023 and 2022, respectively, the Station's proportion was 0.0035% and 0.0042% and the Commonwealth's proportion associated with the Station was 0.0046% and 0.0045%.

Western Kentucky University WKYU-FM Radio

Notes to Financial Statements

June 30, 2023 and 2022

For the years ended June 30, 2023, the Station recognized pension expense of \$(95,361) and \$(373,023) and revenue of \$17,271 and \$(104,666). At June 30, 2023 and 2022, the Station reported deferred outflows of resources and deferred inflows of resources related to pensions from the following sources:

	2023		2022	
	Deferred Outflows of Resources	Deferred Inflows of Resources	Deferred Outflows of Resources	Deferred Inflows of Resources
Difference between expected and actual experience	\$ (21,762)	\$ -	\$ (10,876)	\$ 5,230
Change of assumptions	56,851	-	98,751	50,978
Net difference between projected and actual earnings on OPEB plan investments	39,943	-	-	142,342
Changes in proportion and differences between Station contributions and proportionate share of contributions	-	119,444	3,935	165,993
	<u>75,032</u>	<u>119,444</u>	<u>91,810</u>	<u>364,543</u>
Contributions subsequent to the measurement date	<u>47,199</u>	<u>-</u>	<u>48,179</u>	<u>-</u>
Total	<u>\$ 122,231</u>	<u>\$ 119,444</u>	<u>\$ 139,989</u>	<u>\$ 364,543</u>

At June 30, 2023 and 2022, the Station reported \$47,199 and \$48,179, respectively, as deferred outflows of resources related to pensions resulting from Station contributions subsequent to the measurement date that will be recognized as a reduction of the net pension liability in the following fiscal year. Deferred outflows and deferred inflows of resources at June 30, 2023, related to pensions will be recognized in pension expense as follows:

Year Ending June 30	
2024	\$ (41,363)
2025	(11,508)
2026	(26,464)
2027	<u>34,923</u>
	<u>\$ (44,412)</u>

Western Kentucky University WKYU-FM Radio

Notes to Financial Statements

June 30, 2023 and 2022

Actuarial assumptions: The total pension liabilities were determined by actuarial valuations as of June 30, 2021 and 2020, using the following actuarial assumptions for both years, applied to all periods included in the measurement:

June 30, 2021 and June 30, 2020:

Price Inflation	2.50%
Salary Increases	3.00%–7.50%, including inflation
Investment Rate of Return	7.10%, net of pension plan investment expense, including inflation

The rates of mortality for the period after service retirement are according to the Pub2010 Mortality Table, projected generationally with MP-2020 with various set-forwards, set-backs, and adjustments for each of the groups: service, retirees, contingent annuitants, disabled retirees, and active members.

The actuarial assumptions used in the June 30, 2021 and 2020 valuations were based on the results of an actuarial experience study for the five-year period ending June 30, 2020, adopted by the KTRS Board on September 20, 2021. The Municipal Bond Index Rate used for this purpose is the June average of the Bond Buyer General Obligation 20-year Municipal Bond Index.

The long-term expected return on the plan was determined using a log-normal distribution analysis in which best-estimate ranges of expected future real rates of return (expected returns, net of pension plan investment expense and inflation) are developed for each major asset class. These ranges are combined to produce the long-term expected rate of return by weighing the expected future real rates of return by the target asset allocation percentage and by adding expected inflation.

Western Kentucky University WKYU-FM Radio

Notes to Financial Statements

June 30, 2023 and 2022

The target allocation and best estimates of arithmetic real rates of return for each major asset class are summarized in the following table:

2022 Asset Class	Target Allocation	Long-Term Nominal Rate of Return
Large Cap U.S. Equity	37.4%	4.2%
Small Cap U.S. Equity	2.6%	4.7%
Developed International Equity	16.5%	5.3%
Emerging Markets Equity	5.5%	5.4%
Fixed Income	15.0%	(0.1%)
High Yield Bonds	2.0%	1.7%
Other Additional Categories	5.0%	2.2%
Real Estate	7.0%	4.0%
Private Equity	7.0%	6.9%
Cash	<u>2.0%</u>	(0.3%)
Total	<u><u>100.0%</u></u>	

2021 Asset Class	Target Allocation	Nominal Rate of Return
Large Cap U.S. Equity	37.4%	4.2%
Small Cap U.S. Equity	2.6%	4.7%
Developed International Equity	16.5%	5.3%
Emerging Markets Equity	5.5%	5.4%
Fixed Income	15.0%	(0.1%)
High Yield Bonds	2.0%	1.7%
Other Additional Categories	5.0%	2.2%
Real Estate	7.0%	4.0%
Private Equity	7.0%	6.9%
Cash	<u>2.0%</u>	(0.3%)
Total	<u><u>100.0%</u></u>	

Changes in Assumptions and Benefit Terms Since Prior Measurement Date: There were no changes in the prior measurement date.

Changes Since Measurement Date: There were no changes between the measurement date of the collective net pension liability and the Station reporting date that are expected to have a significant effect on the Station's proportionate share of the collective net pension liability.

Western Kentucky University WKYU-FM Radio

Notes to Financial Statements

June 30, 2023 and 2022

Discount Rate: The discount rate used to measure the total pension liability at June 30, 2023 and 2022, was 7.10%. The projection of cash flows used to determine the discount rate assumed that plan member contributions will be made at the current contribution rates and the employer contributions will contribute the Actuarially Determined Contribution (ADC) in accordance with the LIF's funding policy determined by a valuation performed on a date two years prior to the beginning of the fiscal year in which the ADC applies.

Based on those assumptions, the pension plan's fiduciary net position was projected to be available to make all projected future benefit payments of current plan members. Therefore, the long-term expected rate of return on pension plan investments was applied to all periods of projected benefit payments to determine the total pension liability.

Sensitivity of the Station's proportionate share of the net pension liability to changes in the discount rate: The following table presents the net pension liability of the Station as of June 30, 2023 and 2022, calculated using the discount rate of 7.10% for both years, as well as what the Station's net pension liability would be if it were calculated using a discount rate that is one-percentage-point lower (6.10%) or one-percentage-point higher (8.10%) than the current rate:

	2023		
	1% Decrease (6.10%)	Current Discount Rate (7.10%)	1% Increase (8.10%)
Proportionate share of collective net pension liability	\$ 800,910	\$ 626,792	\$ 483,071
	2022		
	1% Decrease (6.10%)	Current Discount Rate (7.10%)	1% Increase (8.10%)
Proportionate share of collective net pension liability	\$ 781,632	\$ 577,365	\$ 409,380

Medical Insurance Plan

Plan Description: In addition to the OPEB benefits previously described, Kentucky Revised Statute 161.675 requires KTRS to provide post-employment healthcare benefits to eligible members and dependents. The KTRS medical insurance benefit is a cost-sharing multiple employer defined benefit plan with a special funding situation. Changes made to the medical plan may be made by the KTRS Board, the Kentucky Department of Employee Insurance and the General Assembly.

Western Kentucky University WKYU-FM Radio

Notes to Financial Statements

June 30, 2023 and 2022

Benefits Provided: To be eligible for medical benefits, the member must have retired either for service or disability. The KTRS Medical Insurance Fund offers coverage to members under the age of 65 through the Kentucky Employees Health Plan administered by the Kentucky Department of Employee Insurance. KTRS retired members are given a supplement to be used for payment of their health insurance premium. The amount of the member's supplement is based on a contribution supplement table approved by the KTRS Board. The retired member pays premiums in excess of the monthly supplement. Once retired members and eligible spouses attain age 65 and are Medicare eligible, coverage is obtained through the KTRS Medicare Eligible Health Plan.

Contributions: In order to fund the post-retirement healthcare benefit, seven and one-half percent (7.50%) of the gross annual payroll of members is contributed. Three and three quarters percent (3.75%) is paid by member contributions, three quarters percent (.75%) from state appropriation, and three percent (3.00%) from the employer. The state contributes the net cost of health insurance premiums for members who retired on or after July 1, 2010, who are in the non-Medicare eligible group. Also, the premiums collected from retirees as described in the plan description and investment interest help meet the medical expenses of the plan.

OPEB Liabilities, OPEB Expense, and Deferred Outflows of Resources and Deferred Inflows of Resources Related to OPEBs: At June 30, 2023 and 2022, the Station reported a liability of \$167,826 and \$110,228, respectively, for its proportionate share of the collective net OPEB liability that reflected a reduction for state OPEB support provided to the Station. The collective net OPEB liability was measured as of June 30, 2022 and 2021, and the total OPEB liability used to calculate the collective net OPEB liability was based on a projection of the Station's long-term share of contributions to the OPEB plan relative to the projected contributions of all participating employers, actuarially determined. At June 30, 2022 and 2021, the Station's proportion was 0.0068% and 0.0051%, respectively.

The amount recognized by the Station as its proportionate share of the OPEB liability, the related State support, and the total portion of the net OPEB liability at June 30, 2023 and 2022, that was associated with the Station were as follows:

	<u>2023</u>	<u>2022</u>
Station's proportionate share of the net OPEB liability	\$ 167,826	\$ 110,228
State's proportionate share of net OPEB liability associated with the Station	<u>10,541</u>	<u>49,572</u>
Total	<u>\$ 178,367</u>	<u>\$ 159,800</u>

Western Kentucky University WKYU-FM Radio
Notes to Financial Statements
June 30, 2023 and 2022

For the years ended June 30, 2023 and 2022, respectively, the Station recognized OPEB expense of \$(4,507) and \$(5,024) and revenue of (\$448) and \$8,126 for support provided by the State. At June 30, 2023 and 2022, the Station reported deferred outflows of resources and deferred inflows of resources related to OPEBs from the following sources:

	2023		2022	
	Deferred Outflows of Resources	Deferred Inflows of Resources	Deferred Outflows of Resources	Deferred Inflows of Resources
Difference between expected and actual experience	\$ -	\$ 70,542	\$ -	\$ 65,552
Change of assumptions	34,080	-	28,832	-
Net difference between projected and actual earnings on OPEB plan investments	8,923	-	-	11,756
Changes in proportion and differences between Station contributions and proportionate share of contributions	45,492	23,804	-	32,504
	<u>88,495</u>	<u>94,346</u>	<u>28,832</u>	<u>109,812</u>
Contributions subsequent to the measurement date	10,138	-	8,417	-
	<u>10,138</u>	<u>-</u>	<u>8,417</u>	<u>-</u>
Total	<u>\$ 98,633</u>	<u>\$ 94,346</u>	<u>\$ 37,249</u>	<u>\$ 109,812</u>

Of the total amount reported as deferred outflows of resources related to OPEB, \$10,138 resulting from Station contributions subsequent to the measurement date and before the end of the fiscal year will be included as a reduction of the collective net OPEB liability in the year ended June 30, 2024. Other amounts reported as deferred outflows of resources and deferred inflows of resources related to OPEB will be recognized in the Station's OPEB expense as follows:

Year Ending June 30	
2024	\$ (10,118)
2025	(8,076)
2026	(5,594)
2027	7,204
2028	7,188
Thereafter	3,545
	<u>3,545</u>
	<u>\$ (5,851)</u>

Western Kentucky University WKYU-FM Radio

Notes to Financial Statements

June 30, 2023 and 2022

Actuarial Assumptions: The total OPEB liabilities measured at June 30, 2022 and 2021, were determined using the following actuarial assumptions, applied to all periods included in the measurement:

June 30, 2022

Actuarial valuation date	June 30, 2021
Investment rate of return	7.10%, net of OPEB plan investment expense, including inflation
Salary increases	3.00%–7.50%, including inflation
Inflation rate	2.50%
Real Wage Growth	0.25%
Wage Inflation	2.75%
Healthcare cost trend rates:	
Under 65	7.00% for FYE 2022 decreasing to an ultimate rate of 4.50% by FYE 2032
Ages 65 and Older	5.125% for FYE 2022 decreasing to an ultimate rate of 4.50% by FYE 2025
Medicare Part B Premiums	6.97% for FYE 2022 with an ultimate rate of 4.50% by 2034
Municipal Bond Index Rate	3.37%
Single Equivalent Interest Rate	7.10%, net of OPEB plan investment expense, including inflation

June 30, 2021

Actuarial valuation date	June 30, 2020
Investment rate of return	7.10%, net of OPEB plan investment expense, including inflation
Salary increases	3.00%–7.50%, including inflation
Inflation rate	2.50%
Real Wage Growth	0.25%
Wage Inflation	2.75%
Healthcare cost trend rates:	
Under 65	7.00% for FYE 2021 decreasing to an ultimate rate of 4.50% by FYE 2031
Ages 65 and Older	5.00% for FYE 2022* decreasing to an ultimate rate of 4.50% by FYE 2024
Medicare Part B Premiums	4.40% for FYE 2021 with an ultimate rate of 4.50% by 2034
Municipal Bond Index Rate	2.13%
Single Equivalent Interest Rate	7.10%, net of OPEB plan investment expense, including inflation

*Based on known expected increase in Medicare-eligible costs in the year following the valuation date, an increase rate of 20.00% was used for FYE 2021.

Mortality rates were based on the Pub-2010 (Teachers Benefit-Weighted) Mortality Table projected generationally with MP-2020 with various set-forwards, set-backs, and adjustments for each of the groups: service, retirees, contingent annuitants, disabled retirees, and active members.

Western Kentucky University WKYU-FM Radio

Notes to Financial Statements

June 30, 2023 and 2022

The demographic actuarial assumptions for retirement, disability incidence, withdrawal, rates of plan participation, and rates of plan election used in the June 30, 2021 and 2020, valuation were based on the results of the most recent actuarial experience studies for the System, which covered the five-year period ended June 30, 2020, adopted by the KTRS Board on September 20, 2021.

The remaining actuarial assumptions, *e.g.*, initial per capita costs, healthcare cost trends, used in the June 30, 2021 and 2020, valuations were based on a review of recent plan experience done concurrently with the June 30, 2021 and 2020, valuation. The healthcare cost trend assumption was updated for the June 30, 2021, valuation and was shown as an assumption change in the TOL roll forward while the change in initial per capita claims costs were included with experience in the TOL roll forward.

The long-term expected return on OPEB plan investments was determined using a log-normal distribution analysis in which best-estimate ranges of expected future real rates of return (expected returns, net of pension plan investment expense and inflation) are developed for each major asset class. These ranges are combined to produce the long-term expected rate of return by weighing the expected future real rates of return by the target asset allocation percentage and by adding expected inflation.

The target allocation and best estimates of arithmetic real rates of return for each major asset class, as provided by TRS's investment consultant, are summarized in the following tables:

2022 Asset Class	Target Allocation	Long-Term Nominal Rate of Return
Global Equity	58.0%	5.1%
Fixed Income	9.0%	(0.1%)
Real Estate	6.5%	4.0%
Private Equity	8.5%	6.9%
Additional category: High Yield	8.0%	1.7%
Other Additional Categories	9.0%	2.2%
Cash (LIBOR)	<u>1.0%</u>	(0.3%)
Total	<u>100.0%</u>	

2021 Asset Class	Target Allocation	Long-Term Nominal Rate of Return
Global Equity	58.0%	5.1%
Fixed Income	9.0%	(0.1%)
Real Estate	6.5%	4.0%
Private Equity	8.5%	6.9%
Additional category: High Yield	8.0%	1.7%
Other Additional Categories	9.0%	2.2%
Cash (LIBOR)	<u>1.0%</u>	(0.3%)
Total	<u>100.0%</u>	

Western Kentucky University WKYU-FM Radio

Notes to Financial Statements

June 30, 2023 and 2022

Discount Rate: The discount rate used to measure the total OPEB liability was 7.10% for both years. The projection of cash flows used to determine the discount rate assumed that plan member contributions will be made at the current contribution rates and the employer contributions will be made at statutorily required rates. Based on those assumptions, the OPEB plan’s fiduciary net position was projected to be available to make all projected future benefit payments of current plan members. Therefore, the long-term expected rate of return on OPEB plan investments was applied to all periods of projected benefit payments to determine the total OPEB liability.

Sensitivity of the Station’s proportionate share of the net OPEB liability to changes in the discount rates: The following table presents the Station’s proportionate share of the collective net OPEB liability of the System, calculated using the discount rate of 7.10%, as well as what the Station’s proportionate share of the collective net OPEB liability would be if it were calculated using a discount rate that is one-percentage-point lower (6.10%) or one-percentage-point higher (8.10%) than the current rate:

	2023		
	1% Decrease (6.10%)	Current Discount Rate (7.10%)	1% Increase (8.10%)
Station’s net OPEB liability	\$ 210,563	\$ 167,826	\$ 132,443
	2022		
	1% Decrease (6.10%)	Current Discount Rate (7.10%)	1% Increase (8.10%)
Station’s net OPEB liability	\$ 141,126	\$ 110,228	\$ 84,694

Western Kentucky University WKYU-FM Radio

Notes to Financial Statements

June 30, 2023 and 2022

Sensitivity of the Station’s proportionate share of the collective net OPEB liability to changes in the healthcare cost trend rates: The following presents the Station’s proportionate share of the collective net OPEB liability, as well as what the Station’s proportionate share of the collective net OPEB liability would be if it were calculated using healthcare cost trend rates that were one-percentage-point lower or one-percentage-point higher than the current healthcare cost trend rates:

	2023		
	Current		
	1% Decrease	Trend Rate	1% Increase
Station’s net OPEB liability	\$ 125,811	\$ 167,826	\$ 220,075
	2022		
	Current		
	1% Decrease	Trend Rate	1% Increase
Station’s net OPEB liability	\$ 80,087	\$ 110,228	\$ 147,756

OPEB Plan Fiduciary Net Position: Detailed information about the OPEB plan’s fiduciary net position is available in the separately issued KTRS financial report.

Changes of benefit terms: A new benefit tier was added for members joining the System on and after January 1, 2022. There were no other changes in benefit terms for the year ending June 30, 2023. In fiscal year 2023, for KTRS, the MIF Healthcare Cost Trend Rates for Ages 65 and older and Medicare Part B Premiums increased from 5.00% to 5.125% and from 4.40% to 6.97%, respectively. The Municipal Bond Index Rate for KTRS MIF and LIF increased from 2.13% to 3.37%.

Life Insurance Plan

Plan Description: KTRS administers the life insurance plan as provided by Kentucky Revised Statute 161.655 to eligible active and retired members. The KTRS Life Insurance benefit is a cost-sharing multiple employer defined benefit plan with a special funding situation. Changes made to the life insurance plan may be made by the KTRS Board and the General Assembly.

Benefits Provided: KTRS provides a life insurance benefit of \$5,000 payable for members who retire based on service or disability. KTRS provides a life insurance benefit of \$2,000 payable for its active contributing members. The life insurance benefit is payable upon the death of the member to the member’s estate or to a party designated by the member.

Contributions: In order to fund the post-retirement life insurance benefit, four hundredths of one percent (.04%) of the gross annual payroll of members is contributed by the state.

Western Kentucky University WKYU-FM Radio

Notes to Financial Statements

June 30, 2023 and 2022

OPEB Liabilities, OPEB Expense, and Deferred Outflows of Resources and Deferred Inflows of Resources Related to OPEBs: At June 30, 2023 and 2022, the Station reported a liability of \$3,212 and \$1,471, respectively, for its proportionate share of the collective net OPEB liability that reflected a reduction for state OPEB support provided to the Station. The collective net OPEB liability was measured as of June 30, 2022 and 2021, and the total OPEB liability used to calculate the collective net OPEB liability was based on a projection of the Station's long-term share of contributions to the OPEB plan relative to the projected contributions of all participating employers, actuarially determined. At June 30, 2022 and 2021, the Station's proportion was 0.010% and 0.011%.

The amount recognized by the Station as its proportionate share of the OPEB liability, the related State support, and the total portion of the net OPEB liability at June 30, 2023 and 2022, that was associated with the Station were as follows:

	2023	2022
Station's proportionate share of the net OPEB liability	\$ 3,212	\$ 1,471
State's proportionate share of net OPEB liability associated with the Station	-	-
Total	\$ 3,212	\$ 1,471

For the years ended June 30, 2023 and 2022, respectively, the Station recognized OPEB expense of \$257 and \$213 and revenue of \$133 and \$102 for support provided by the Commonwealth. At June 30, 2023 and 2022, the Station reported deferred outflows of resources and deferred inflows of resources related to OPEBs from the following sources:

	2023		2022	
	Deferred Outflows of Resources	Deferred Inflows of Resources	Deferred Outflows of Resources	Deferred Inflows of Resources
Difference between expected and actual experience	\$ 49	\$ 382	\$ 68	\$ 42
Change of assumptions	-	423	-	553
Net difference between projected and actual earnings on OPEB plan investments	880	-	-	1,343
Changes in proportion and differences between Station contributions and proportionate share of contributions	-	498	-	459
	929	1,303	68	2,397
Contributions subsequent to the measurement date	297	-	251	-
Total	\$ 1,226	\$ 1,303	\$ 319	\$ 2,397

Western Kentucky University WKYU-FM Radio

Notes to Financial Statements

June 30, 2023 and 2022

Of the total amount reported as deferred outflows of resources related to OPEB, \$297 resulting from Station contributions subsequent to the measurement date and before the end of the fiscal year will be included as a reduction of the collective net OPEB liability in the year ending June 30, 2024. Other amounts reported as deferred outflows of resources and deferred inflows of resources related to OPEB will be recognized in the Station's OPEB expense as follows:

Year Ending June 30		
2024	\$	(133)
2025		(133)
2026		(133)
2027		232
2028		(183)
Thereafter		(24)
		(374)
	\$	(374)

Actuarial Assumptions: The total OPEB liabilities measured at June 30, 2022 and 2021, were determined using the following actuarial assumptions, applied to all periods included in the measurement:

June 30, 2022

Actuarial valuation date	June 30, 2021
Actuarial cost method	Entry Age Normal
Amortization method	Level Percent of Payroll
Amortization period	25 years
Asset valuation method	Five-year smoothed value
Investment rate of return	7.10%, net of OPEB plan investment expense, including inflation
Projected salary increases	3.00%–7.50%, including inflation
Inflation rate	2.50%
Real Wage Growth	0.25%
Wage Inflation	2.75%
Municipal Bond Index Rate	3.37%

June 30, 2021

Actuarial valuation date	June 30, 2020
Actuarial cost method	Entry Age Normal
Amortization method	Level Percent of Payroll
Amortization period	26 years
Asset valuation method	Five-year smoothed value
Investment rate of return	7.10%, net of OPEB plan investment expense, including inflation
Projected salary increases	3.00%–7.50%, including inflation
Inflation rate	2.50%
Real Wage Growth	0.25%
Wage Inflation	2.75%
Municipal Bond Index Rate	2.13%

Western Kentucky University WKYU-FM Radio

Notes to Financial Statements

June 30, 2023 and 2022

Mortality rates were based on the Pub-2010 (Teachers Benefit-Weighted) Mortality Table projected generationally with MP-2020 with various set-forwards, set-backs, and adjustments for each of the groups: service, retirees, contingent annuitants, disabled retirees, and active members.

The demographic actuarial assumptions for retirement, disability incidence, withdrawal, rates of plan participation, and rates of plan election used in the June 30, 2021 and 2020, valuation were based on the results of the most recent actuarial experience studies for the System, which covered the five-year period ending June 30, 2020, adopted by the KTRS Board on September 20, 2021.

The remaining actuarial assumptions, *e.g.*, initial per capita costs, healthcare cost trends, used in the June 30, 2020, valuation were based on a review of recent plan experience done concurrently with the June 30, 2020, valuation. The healthcare cost trend assumption was updated for the June 30, 2020, valuation and was shown as an assumption change in the TOL roll forward while the change in initial per capita claims costs were included with experience in the TOL roll forward.

The long-term expected return on OPEB plan investments was determined using a log-normal distribution analysis in which best-estimate ranges of expected future real rates of return (expected returns, net of pension plan investment expense and inflation) are developed for each major asset class. These ranges are combined to produce the long-term expected rate of return by weighing the expected future real rates of return by the target asset allocation percentage and by adding expected inflation.

The target allocation and best estimates of arithmetic real rates of return for each major asset class, as provided by TRS's investment consultant, are summarized in the following tables:

2022 Asset Class	Target Allocation	Long-Term Nominal Rate of Return
U.S. Equity	40.0%	4.4%
International Equity	23.0%	5.6%
Fixed Income	18.0%	(0.1%)
Real Estate	6.0%	4.0%
Private Equity	5.0%	6.9%
Other Additional Categories	6.0%	2.1%
Cash (LIBOR)	<u>2.0%</u>	(0.3%)
 Total	 <u>100.0%</u>	

Western Kentucky University WKYU-FM Radio

Notes to Financial Statements

June 30, 2023 and 2022

2021 Asset Class	Target Allocation	Long-Term Nominal Rate of Return
U.S. Equity	40.0%	4.4%
International Equity	23.0%	5.6%
Fixed Income	18.0%	(0.1%)
Real Estate	6.0%	4.0%
Private Equity	5.0%	6.9%
Other Additional Categories	6.0%	2.1%
Cash (LIBOR)	2.0%	(0.3%)
Total	100.0%	

Discount Rate: The discount rate used to measure the total OPEB liability for life insurance was 7.10% for both years. The projection of cash flows used to determine the discount rate assumed that the employer contributions will be made at statutorily required rates. Based on those assumptions, the OPEB plan's fiduciary net position was projected to be available to make all projected future benefit payments of current plan members. Therefore, the long-term expected rate of return on OPEB plan investments was applied to all periods of projected benefit payments to determine the total OPEB liability.

Sensitivity of the Station's proportionate share of the net OPEB liability to changes in the discount rate: The following table presents the Station's proportionate share of the collective net OPEB liability of the System, calculated using the discount rate of 7.10%, as well as what the Station's proportionate share of the collective net OPEB liability would be if it were calculated using a discount rate that is one-percentage-point lower (6.10%) or one-percentage-point higher (8.10%) than the current rate:

	2023		
	1% Decrease (6.10%)	Current Discount Rate (7.10%)	1% Increase (8.10%)
	Station's net OPEB liability	\$ 4,963	\$ 3,212
	2022		
	1% Decrease (6.10%)	Current Discount Rate (7.10%)	1% Increase (8.10%)
	Station's net OPEB liability	\$ 3,392	\$ 1,471

Western Kentucky University WKYU-FM Radio

Notes to Financial Statements

June 30, 2023 and 2022

OPEB plan fiduciary net position: Detailed information about the OPEB plan's fiduciary net position is available in the separately issued KTRS financial report.

Changes of benefit terms: A new benefit tier was added for members joining the System on and after January 1, 2022. There were no other changes in benefit terms for the year ending June 30, 2023 and 2022.

As discussed above, the KTRS OPEB benefits include a medical and life insurance plan. See below for total OPEB liability recorded at June 30, 2023 and 2022.

	2023	2022
Medical insurance plan	\$ 167,826	\$ 110,228
Life insurance plan	3,212	1,471
	<hr/>	<hr/>
KTRS OPEB liability	<u>\$ 171,038</u>	<u>\$ 111,699</u>

Required Supplementary Information

Western Kentucky University WKYU-FM Radio
Required Supplementary Information
Schedules of the Station's Proportionate Share of the Net Pension Liability
June 30, 2023 and 2022

	2023	2022	2021	2020	2019	2018	2017
KERS							
Station's proportion of the net pension liability	0.006%	0.004%	0.004%	0.003%	0.003%	0.003%	0.003%
Station's proportionate share of the net pension liability	\$ 783,827	\$ 490,269	\$ 507,338	\$ 477,802	\$ 410,691	\$ 365,179	\$ 316,157
Station's covered payroll	\$ 49,928	\$ 50,117	\$ 38,812	\$ 33,699	\$ 33,426	\$ 32,751	\$ 33,929
Station's proportionate share of the net pension liability as a percentage of its covered payroll	1,159.91%	978.25%	1,307.17%	1,417.85%	1,228.65%	1,115.02%	931.81%
Plan fiduciary net position as a percentage of the total pension liability	18.51%	18.48%	14.01%	13.66%	12.84%	13.30%	14.80%
KTRS							
Station's proportion of the net pension liability	0.004%	0.004%	0.004%	0.003%	0.005%	0.004%	0.008%
Station's proportionate share of the net pension liability	\$ 626,792	\$ 577,365	\$ 543,474	\$ 431,465	\$ 642,001	\$ 1,221,509	\$ 2,315,167
State's proportionate share of the net pension liability associated with the Station	<u>814,527</u>	<u>609,542</u>	<u>571,563</u>	<u>467,532</u>	<u>477,642</u>	<u>973,520</u>	<u>218,203</u>
Total	<u>\$ 1,441,319</u>	<u>\$ 1,186,907</u>	<u>\$ 1,115,037</u>	<u>\$ 898,997</u>	<u>\$ 1,119,643</u>	<u>\$ 2,195,029</u>	<u>\$ 2,533,370</u>
Station's covered payroll	\$ 364,013	\$ 306,112	\$ 211,299	\$ 252,426	\$ 260,620	\$ 284,249	\$ 220,183
Station's proportionate share of the net pension liability as a percentage of its covered payroll	172.19%	188.61%	257.21%	170.93%	246.34%	429.73%	1,051.47%
Plan fiduciary net position as a percentage of the total pension liability	56.41%	65.59%	58.27%	58.1%	59.30%	39.83%	35.22%

Western Kentucky University WKYU-FM Radio
Required Supplementary Information
Notes to Schedules of the Station's Proportionate Share of the Net Pension Liability
June 30, 2023 and 2022

Notes to Schedules

Changes in assumptions – In fiscal year 2023, there were no changes to the KERS plan or the KTRS plan.

In fiscal year 2022, for KERS, salary increases changed from 3.55% to 15.55% for Non-hazardous and Hazardous to 3.30% to 15.30% for Non-hazardous and to 3.55% to 20.05% for Hazardous. The KERS amortization period changed from 26 years, closed to 30 years, closed. For KTRS, price inflation changed from 3.00% to 2.50%, salary increases changed from 3.50% to 7.30%, including inflation, to 3.00%–7.50%, including inflation, and the investment rate of return changed from 7.50%, net of pension plan investment expense, including inflation, to 7.10%, net of pension plan investment expense, including inflation.

In fiscal year 2021, there were no changes to the KERS plan or the KTRS plan.

In fiscal year 2020, for KERS, the salary increase assumption changed from 3.05%, average to 3.55%–15.55%, varies by service. There were no changes for KTRS.

In fiscal year 2019, there were no changes to the KERS plan and the KTRS plan discount rate increased from 4.49% to 7.50%.

In fiscal year 2018, the KERS plan discount rate and assumed investment rate of return decreased from 6.75% to 5.25%, the assumed rate of inflation decreased from 3.25% to 2.30%, which also resulted in a 0.95% decrease in the salary increase assumption for all years of service. The payroll growth rate assumption decreased from 4.00% to 0.00% and the KTRS plan discount rate increased from 4.20% to 4.49%.

In fiscal year 2017, the KERS Non-hazardous investment rate and discount rate both decreased from 7.50% to 6.75% and the KTRS plan discount rate decreased from 4.88% to 4.20%.

In fiscal year 2016, the KERS plan inflation rate decreased from 3.50% to 3.25%, the estimated salary increases decreased from 4.50% to 4.00%, and the investment rate and discount rate both decreased from 7.75% to 7.50%. Additionally, the mortality tables changed from the 1983 and 1994 Group Annuity Mortality Tables to the RP-2000 Combined Mortality Table projected with Scale BB to 2013 (adjusted for males and females). The KTRS plan discount rate decreased from 5.23% to 4.88%.

*The amounts presented for each fiscal year were determined as of the year-end that occurred one year prior.

**This is a 10-year schedule. However, the information in this schedule is not required to be presented retroactively. Years will be added to this schedule in future fiscal years until 10 years of information is available.

Western Kentucky University WKYU-FM Radio

Required Supplementary Information

Schedules of the Station's Pension Contributions

June 30, 2023 and 2022

	2023	2022	2021	2020	2019	2018	2017
KERS							
Contractually required contribution	\$ 47,898	\$ 30,441	\$ 21,991	\$ 19,289	\$ 16,483	\$ 16,838	\$ 15,599
Contributions in relation to the contractually required contribution	<u>(47,898)</u>	<u>(30,441)</u>	<u>(21,991)</u>	<u>(19,289)</u>	<u>(16,483)</u>	<u>(16,838)</u>	<u>(15,599)</u>
Contribution deficiency (excess)	\$ _____ -	\$ _____ -	\$ _____ -	\$ _____ -	\$ _____ -	\$ _____ -	\$ _____ -
Station's covered payroll	\$ 85,485	\$ 49,928	\$ 50,117	\$ 38,812	\$ 33,699	\$ 33,246	\$ 32,751
Contributions as a percentage of covered payroll	56.03%	60.97%	43.88%	49.70%	48.91%	50.65%	47.63%
KTRS							
Contractually required contribution	\$ 47,199	\$ 48,179	\$ 67,429	\$ 33,737	\$ 58,322	\$ 56,428	\$ 59,898
Contributions in relation to the contractually required contribution	<u>(47,199)</u>	<u>(48,179)</u>	<u>(67,429)</u>	<u>(33,737)</u>	<u>(58,322)</u>	<u>(56,428)</u>	<u>(59,898)</u>
Contribution deficiency (excess)	\$ _____ -	\$ _____ -	\$ _____ -	\$ _____ -	\$ _____ -	\$ _____ -	\$ _____ -
Station's covered payroll	\$ 375,152	\$ 364,013	\$ 306,122	\$ 211,299	\$ 252,426	\$ 260,620	\$ 284,429
Contributions as a percentage of covered payroll	12.58%	13.24%	22.03%	15.97%	23.10%	21.65%	21.07%

Western Kentucky University WKYU-FM Radio

Notes to Schedules of the Station's Pension Contributions

June 30, 2023 and 2022

Notes to Schedules

Changes in assumptions – In fiscal year 2023, there were no changes to the KERS plan or the KTRS plan.

In fiscal year 2022, for KERS, salary increases changed from 3.55% to 15.55% for Non-hazardous and Hazardous to 3.30% to 15.30% for Non-hazardous and to 3.55% to 20.05% for Hazardous. The KERS amortization period changed from 26 years, closed to 30 years, closed. For KTRS, price inflation changed from 3.00% to 2.50%, salary increases changed from 3.50% to 7.30%, including inflation, to 3.00%–7.50%, including inflation, and the investment rate of return changed from 7.50%, net of pension plan investment expense, including inflation, to 7.10%, net of pension plan investment expense, including inflation.

In fiscal year 2021, there were no changes to the KERS plan or the KTRS plan.

In fiscal year 2020, for KERS, the salary increase assumption changed from 3.05%, average to 3.55%–15.55%, varies by service. There were no changes for KTRS.

In fiscal year 2019, there were no changes to the KERS plan and the KTRS plan discount rate increased from 4.49% to 7.50%.

In fiscal year 2018, the KERS plan discount rate and assumed investment rate of return decreased from 6.75% to 5.25%, the assumed rate of inflation decreased from 3.25% to 2.30%, which also resulted in a 0.95% decrease in the salary increase assumption for all years of service, the payroll growth rate assumption decreased from 4.00% to 0.00% and the KTRS plan discount rate increased from 4.20% to 4.49%.

In fiscal year 2017, the KERS Non-hazardous investment rate and discount rate both decreased from 7.50% to 6.75% and the KTRS plan discount rate decreased from 4.88% to 4.20%.

In fiscal year 2016, the KERS plan inflation rate decreased from 3.50% to 3.25%, the estimated salary increases decreased from 4.50% to 4.00%, and the investment rate and discount rate both decreased from 7.75% to 7.50%. Additionally, the mortality tables changed from the 1983 and 1994 Group Annuity Mortality Tables to the RP-2000 Combined Mortality Table projected with Scale BB to 2013 (adjusted for males and females). The KTRS plan discount rate decreased from 5.23% to 4.88%.

** This is a 10-year schedule. However, the information in this schedule is not required to be presented retroactively. Years will be added to this schedule in future fiscal years until 10 years of information is available.

Western Kentucky University WKYU-FM Radio
Required Supplementary Information
Schedules of the Station's Proportionate Share of the Net OPEB Liability
June 30, 2023 and 2022

	2023	2022	2021	2020	2019
KERS					
Station's proportion of the net OPEB liability	0.006%	0.004%	0.004%	0.004%	0.003%
Station's proportionate share of the net OPEB liability	\$ 137,681	\$ 84,835	\$ 90,938	\$ 74,646	\$ 71,014
Station's covered payroll	\$ 49,928	\$ 50,117	\$ 38,812	\$ 33,699	\$ 33,426
Station's proportionate share of the net OPEB liability as a percentage of its covered payroll	275.76%	169.27%	234.30%	221.51%	212.45%
Plan fiduciary net position as a percentage of the total OPEB liability	38.15%	38.38%	29.47%	30.92%	27.32%
KTRS – Medical Insurance					
Station's proportion of the net OPEB liability	0.007%	0.005%	0.004%	0.004%	0.004%
Station's proportionate share of the net OPEB liability	\$ 167,826	\$ 110,228	\$ 111,132	\$ 109,183	\$ 154,141
Station's covered payroll	\$ 364,013	\$ 306,112	\$ 211,299	\$ 252,426	\$ 260,620
Station's proportionate share of the net OPEB liability as a percentage of its covered payroll	46.10%	36.01%	52.59%	43.25%	59.14%
Plan fiduciary net position as a percentage of the total OPEB liability	47.75%	51.74%	39.05%	32.58%	25.50%
KTRS – Life Insurance					
Station's proportion of the net OPEB liability	0.01%	0.01%	0.01%	0.008%	0.01%
Station's proportionate share of the net OPEB liability	\$ 3,212	\$ 1,471	\$ 3,298	\$ 2,500	\$ 2,769
Station's covered payroll	\$ 364,013	\$ 306,112	\$ 211,299	\$ 252,426	\$ 260,620
Station's proportionate share of the net OPEB liability as a percentage of its covered payroll	0.88%	0.48%	1.56%	0.99%	1.06%
Plan fiduciary net position as a percentage of the total OPEB liability	73.97%	89.15%	71.57%	73.40%	75.00%

Western Kentucky University WKYU-FM Radio
Required Supplementary Information
Notes to Schedules of the Station's Proportionate Share of the Net OPEB Liability
June 30, 2023 and 2022

Notes to Schedules

Changes in assumptions – In fiscal year 2023, for KERS, the healthcare trend rate for under age 65 decreased from 6.25% to 6.20% and for ages 65 and older the healthcare trend rate increased from 5.50% to 9.00%. The KERS discount rates used for Non-hazardous and Hazardous increased from 5.26% to 5.72% and from 5.01% to 5.59%, respectively. For KTRS, the MIF healthcare cost trend rates for ages 65 and older and Medicare Part B premiums increased from 5.00% to 5.125% and from 4.40% to 6.97%, respectively. The municipal bond index rate for KTRS MIF and LIF increased from 2.13% to 3.37%.

In fiscal year 2022, for KERS, the healthcare trend rate for under age 65 decreased from 6.40% to 6.25% and for ages 65 and older the healthcare trend rate increased from 2.90% to 5.50%. The KERS salary increases for Hazardous changed from 3.55% to 19.55% to 3.55% to 20.05%. The KERS discount rates used for Non-hazardous and Hazardous decreased from 5.43% to 5.26% and from 5.28% to 5.01%, respectively. For KTRS, salary increases changed from 3.50%–7.20% to 3.00%–7.50%, the inflation rate decreased from 3.00% to 2.50%, real wage growth decreased from 0.50% to 0.25%, wage inflation decreased from 3.50% to 2.75%, and the municipal bond index rate decreased from 2.19% to 2.13%. The KTRS MIF healthcare cost trend rates for under age 65 and ages 65 and older decreased from 7.25% to 7.00% and 5.25% to 5.00%, respectively. The KTRS MIF Medicare Part B premiums decreased from 6.49% to 4.40%.

In fiscal year 2021, for KERS, the healthcare trend rates for under age 65 and ages 65 and older increased from 7.00% to 7.25% and 5.00% to 5.10%, respectively. The KTRS municipal bond index rate decreased from 3.50% to 2.19%. The KTRS MIF healthcare cost trends for under age 65 and ages 65 and older decreased from 7.50% to 7.25% and 5.50% to 5.25%, respectively. The KTRS MIF Medicare Part B premiums increased from 2.63% to 6.49%. The KTRS LIF salary increases changed from 3.50%–7.45% to 3.50%–7.20%.

In fiscal year 2020, for KERS, the salary increases changed from 3.05% avg. to 3.55%–15.55% (Non-hazardous) and 3.55% to 19.55% (hazardous). The KTRS municipal bond index rate decreased from 3.89% to 3.50%. The KTRS MIF healthcare cost trends for under age 65 and ages 65 and older decreased from 7.75% to 7.50% and 5.75% to 5.50%, respectively.

In fiscal year 2019, the KERS, Non-hazardous plan discount rate increased from 5.83% to 5.86% and the KERS Hazardous plan discount rate increased from 5.87% to 5.88%. The KTRS plan health care trend rates decreased from 1.02% to 0.00% for Medicare Part B premiums, the municipal bond index rate increased from 3.56% to 3.89%, the amortization period was changed from 27 years to 30 years and the inflation rate increased from 3.00% to 3.50%.

In fiscal year 2018, the KERS, plan assumed investment rate of return decreased from 7.50% to 6.25%, the inflation rate decreased from 3.25% to 2.30%, which also resulted in a 0.95% decrease in the salary increase assumption for all years of service, the payroll growth rate assumption decreased from 4.00% to 0.00%. There were no changes in assumptions for the KTRS plan.

Changes in benefit terms – For fiscal year 2018, for the KTRS plan, the eligibility for non-single subsidies (NSS) for the KEHP-participating members who retired prior to July 1, 2010, was restored, but the state will only finance, via its KEHP “Shared Responsibility” contributions, the costs of the NSS related to those KEHP-participating members who retired on or after July 1, 2010.

* The amounts presented for each fiscal year were determined as of the year-end that occurred one year prior.

** This is a 10-year schedule. However, the information in this schedule is not required to be presented retroactively. Years will be added to this schedule in future fiscal years until 10 years of information is available.

Western Kentucky University WKYU-FM Radio

Required Supplementary Information

Schedules of the Station's OPEB Contributions

June 30, 2023 and 2022

	2023	2022	2021	2020	2019
KERS					
Contractually required contribution	\$ 13,170	\$ 9,969	\$ 6,458	\$ 3,951	\$ 3,374
Contributions in relation to the contractually required contribution	<u>(13,170)</u>	<u>(9,969)</u>	<u>(6,458)</u>	<u>(3,951)</u>	<u>(3,374)</u>
Contribution deficiency (excess)	\$ _____ -	\$ _____ -	\$ _____ -	\$ _____ -	\$ _____ -
Station's covered payroll	\$ 85,485	\$ 49,928	\$ 50,117	\$ 38,812	\$ 33,699
Contributions as a percentage of covered payroll	15.41%	19.97%	12.89%	10.18%	10.01%
KTRS – Medical Insurance					
Contractually required contribution	\$ 10,138	\$ 8,417	\$ 13,100	\$ 6,174	\$ 7,912
Contributions in relation to the contractually required contribution	<u>(10,138)</u>	<u>(8,417)</u>	<u>(13,100)</u>	<u>(6,174)</u>	<u>(7,912)</u>
Contribution deficiency (excess)	\$ _____ -	\$ _____ -	\$ _____ -	\$ _____ -	\$ _____ -
Station's covered payroll	\$ 375,152	\$ 364,013	\$ 306,122	\$ 211,299	\$ 252,426
Contributions as a percentage of covered payroll	2.70%	2.31%	4.28%	2.92%	3.13%
KTRS – Life Insurance					
Contractually required contribution	\$ 299	\$ 255	\$ 306	\$ 126	\$ 98
Contributions in relation to the contractually required contribution	<u>(299)</u>	<u>(255)</u>	<u>(306)</u>	<u>(126)</u>	<u>(98)</u>
Contribution deficiency (excess)	\$ _____ -	\$ _____ -	\$ _____ -	\$ _____ -	\$ _____ -
Station's covered payroll	\$ 375,152	\$ 364,013	\$ 306,122	\$ 211,299	\$ 252,426
Contributions as a percentage of covered payroll	0.08%	0.07%	0.099%	0.059%	0.038%

Western Kentucky University WKYU-FM Radio

Required Supplementary Information

Notes to Schedules of the Station's OPEB Contributions

June 30, 2023 and 2022

Notes to Schedules

Changes in assumptions – In fiscal year 2023, for KERS, the healthcare trend rate for under age 65 decreased from 6.25% to 6.20% and for ages 65 and older the healthcare trend rate increased from 5.50% to 9.00%. The KERS discount rates used for Non-hazardous and Hazardous increased from 5.26% to 5.72% and from 5.01% to 5.59%, respectively. For KTRS, the MIF healthcare cost Trend rates for ages 65 and older and Medicare Part B premiums increased from 5.00% to 5.25% and from 4.40% to 6.97%, respectively. The municipal bond index rate for KTRS MIF and LIF increased from 2.13% to 3.37%.

In fiscal year 2022, for KERS, the healthcare trend rate for under age 65 decreased from 6.40% to 6.25% and for ages 65 and older the healthcare trend rate increased from 2.90% to 5.50%. The KERS salary increases for Hazardous changed from 3.55%–19.55% to 3.55%–20.05%. The KERS discount rates used for Non-hazardous and Hazardous decreased from 5.43% to 5.26% and from 5.28% to 5.01%, respectively. For KTRS, salary increases changed from 3.50%–7.20% to 3.00%–7.50%, the inflation rate decreased from 3.00% to 2.50%, real wage growth decreased from 0.50% to 0.25%, wage inflation decreased from 3.50% to 2.75%, and the municipal bond index rate decreased from 2.19% to 2.13%. The KTRS MIF healthcare cost trend rates for under age 65 and Ages 65 and older decreased from 7.25% to 7.00% and 5.25% to 5.00%, respectively. The KTRS MIF Medicare Part B premiums decreased from 6.49% to 4.40%.

In fiscal year, 2021, for KERS, the healthcare trend rates for under age 65 and ages 65 and older increased from 7.00% to 7.25% and 5.00% to 5.10%, respectively. The KTRS municipal bond index rate decreased from 3.50% to 2.19%. The KTRS MIF healthcare cost trends for under age 65 and ages 65 and older decreased from 7.50% to 7.25% and 5.50% to 5.25%, respectively. The KTRS MIF Medicare Part B premiums increased from 2.63% to 6.49%. The KTRS LIF salary increases changed from 3.50%–7.45% to 3.50%–7.20%.

In fiscal year 2020, for KERS, the salary increases changed from 3.05% avg. to 3.55%–15.55% (Non-hazardous) and 3.55%–19.55% (hazardous). The KTRS municipal bond index rate decreased from 3.89% to 3.50%. The KTRS MIF healthcare cost trends for under age 65 and ages 65 and older decreased from 7.75% to 7.50% and 5.75% to 5.50%, respectively.

In fiscal year 2019, the KERS Non-hazardous plan discount rate increased from 5.83% to 5.86% and the KERS Hazardous plan discount rate increased from 5.87% to 5.88%. The KTRS plan health care trend rates decreased from 1.02% to 0.00% for Medicare Part B premiums, the municipal bond index rate increased from 3.56% to 3.89%, the amortization period was changed from 27 years to 30 years and the inflation rate increased from 3.00% to 3.50%.

In fiscal year 2018, the KERS plan assumed investment rate of return decreased from 7.50% to 6.25%, the inflation rate decreased from 3.25% to 2.30%, which also resulted in a 0.95% decrease in the salary increase assumption for all years of service, the payroll growth rate assumption decreased from 4.00% to 0.00%. There were no changes in assumptions for the KTRS plan.

Changes in benefit terms – For fiscal year 2018, for the KTRS plan, the eligibility for non-single subsidies (NSS) for the KEHP-participating members who retired prior to July 1, 2010, was restored, but the state will only finance, via its KEHP “Shared Responsibility” contributions, the costs of the NSS related to those KEHP-participating members who retired on or after July 1, 2010.

* This is a 10-year schedule. However, the information in this schedule is not required to be presented retroactively. Years will be added to this schedule in future fiscal years until 10 years of information is available.


* Employer contributions do not include the expected implicit subsidy.



Western Kentucky University WKYU-TV

**Independent Auditor's Report, Financial Statements
and Supplementary Information**

June 30, 2023 and 2022



Western Kentucky University WKYU-TV
June 30, 2023 and 2022

Contents

Independent Auditor's Report..... 1

Management's Discussion and Analysis (Unaudited) 4

Financial Statements

Statements of Net Position 11
Statements of Revenues, Expenses and Changes in Net Position 13
Statements of Cash Flows 14
Notes to Financial Statements 15

Required Supplementary Information

Schedules of the Station's Proportionate Share of the Net Pension Liability 56
Notes to Schedules of the Station's Proportionate Share of the Net Pension Liability 57
Schedules of the Station's Pension Contributions 58
Notes to Schedules of the Station's Pension Contributions..... 59
Schedules of the Station's Proportionate Share of the Net OPEB Liability 60
Notes to Schedules of the Station's Proportionate Share of the Net OPEB Liability..... 61
Schedules of the Station's OPEB Contributions 62
Notes to Schedules of the Station's OPEB Contributions 63



101 S. 5th Street, Suite 3800 / Louisville, KY 40202
P 502.581.0435 / F 502.581.0723
forvis.com

Independent Auditor's Report

President Timothy C. Caboni
and Board of Regents
Western Kentucky University
Bowling Green, Kentucky

Opinion

We have audited the financial statements of WKYU-TV (the Station), a public broadcasting entity operated by Western Kentucky University (University), as of and for the years ended June 30, 2023 and 2022, and the related notes to the financial statements, which collectively comprise the Station's basic financial statements as listed in the table of contents.

In our opinion, the accompanying financial statements referred to above present fairly, in all material respects, the financial position of the Station, as of June 30, 2023 and 2022, and the changes in financial position and its cash flows for the years then ended in accordance with accounting principles generally accepted in the United States of America.

Basis for Opinion

We conducted our audits in accordance with auditing standards generally accepted in the United States of America (GAAS). Our responsibilities under those standards are further described in the "Auditor's Responsibilities for the Audit of the Financial Statements" section of our report. We are required to be independent of the Station, and to meet our other ethical responsibilities, in accordance with the relevant ethical requirements relating to our audit. We believe that the audit evidence we have obtained is sufficient and appropriate to provide a basis for our audit opinion.

Emphasis of Matter

As discussed in Note 2, the financial statements of the Station are intended to present the financial position, changes in financial position, and cash flows of only that portion of the business-type activities that is attributable to the transactions of the Station. They do not purport to, and do not, present fairly the financial position of the University as of June 30, 2023 and 2022, the changes in its financial position or its cash flows for the years then ended, in conformity with accounting principles generally accepted in the United States of America. Our opinion is not modified with respect to this matter.

Responsibilities of Management for the Financial Statements

Management is responsible for the preparation and fair presentation of these financial statements in accordance with accounting principles generally accepted in the United States of America and for the design, implementation, and maintenance of internal control relevant to the preparation and fair presentation of financial statements that are free from material misstatement, whether due to fraud or error.

In preparing the financial statements, management is required to evaluate whether there are conditions or events, considered in the aggregate, that raise substantial doubt about the Station's ability to continue as a going concern for 12 months beyond the financial statement date, including any currently known information that may raise substantial doubt shortly thereafter.

Auditor's Responsibilities for the Audit of the Financial Statements

Our objectives are to obtain reasonable assurance about whether the financial statements as a whole are free from material misstatement, whether due to fraud or error, and to issue an auditor's report that includes our opinion. Reasonable assurance is a high level of assurance but is not absolute assurance and therefore is not a guarantee that an audit conducted in accordance with GAAS will always detect a material misstatement when it exists. The risk of not detecting a material misstatement resulting from fraud is higher than for one resulting from error, as fraud may involve collusion, forgery, intentional omissions, misrepresentations, or the override of internal control. Misstatements are considered material if there is a substantial likelihood that, individually or in the aggregate, they would influence the judgment made by a reasonable user based on the financial statements.

In performing an audit in accordance with GAAS, we:

- Exercise professional judgment and maintain professional skepticism throughout the audit.
- Identify and assess the risks of material misstatement of the financial statements, whether due to fraud or error, and design and perform audit procedures responsive to those risks. Such procedures include examining, on a test basis, evidence regarding the amounts and disclosures in the financial statements.
- Obtain an understanding of internal control relevant to the audit in order to design audit procedures that are appropriate in the circumstances, but not for the purpose of expressing an opinion on the effectiveness of the Station's internal control. Accordingly, no such opinion is expressed.
- Evaluate the appropriateness of accounting policies used and the reasonableness of significant accounting estimates made by management, as well as evaluate the overall presentation of the financial statements.
- Conclude whether, in our judgment, there are conditions or events, considered in the aggregate, that raise substantial doubt about the Station's ability to continue as a going concern for a reasonable period of time.

We are required to communicate with those charged with governance regarding, among other matters, the planned scope and timing of the audit, significant audit findings, and certain internal control-related matters that we identified during the audit.

President Timothy C. Caboni
and Board of Regents
Western Kentucky University WKYU-TV
Page 3

Required Supplementary Information

Accounting principles generally accepted in the United States of America require that the Management's Discussion and Analysis (Unaudited), the Schedules of the Station's Proportionate Share of the Net Pension Liability, the Schedules of the Station's Pension Contributions, the Schedules of the Station's Proportionate Share of the Net OPEB Liability and the Schedules of the Station's OPEB Contributions, as listed in the table of contents, be presented to supplement the basic financial statements. Such information is the responsibility of management and, although not a part of the basic financial statements, is required by the Governmental Accounting Standards Board, who considers it to be an essential part of financial reporting for placing the basic financial statements in an appropriate operational, economic, or historical context. We have applied certain limited procedures to the required supplementary information in accordance with GAAS, which consisted of inquiries of management about the methods of preparing the information and comparing the information for consistency with management's responses to our inquiries, the basic financial statements, and other knowledge we obtained during our audit of the basic financial statements. We do not express an opinion or provide any assurance on the information because the limited procedures do not provide us with sufficient evidence to express an opinion or provide any assurance.

FORVIS,LLP

Louisville, Kentucky
January 10, 2024

Western Kentucky University WKYU-TV

Management's Discussion and Analysis (Unaudited)

Years Ended June 30, 2023 and 2022

Introduction

The following Management's Discussion and Analysis (MD&A) (Unaudited) provides an overview of the financial position and activities of WKYU-TV (the Station) for the year ended June 30, 2023, with selected comparative information for the years ended June 30, 2022 and 2021. This discussion has been prepared by management and should be read in conjunction with the financial statements and the notes thereto, which follow this section. The financial statements and related notes and this discussion and analysis are the responsibility of management.

The Station is located on the campus of Western Kentucky University (University). The Station broadcasts Public Broadcasting Service and local programs that inform, enrich and entertain in concert with the mission of the University. The Station's skilled staff, students and volunteers serve viewers with comprehensive music and information programs that reflect current affairs, history and cultures.

Fiscal Year 2023 Highlights

- The Station's net position increased by \$600,673; 50.4%
- Operating revenues decreased by \$8,600; 2.55% to \$329,250
- Operating expenses decreased by \$612,833; 24.8%
- Nonoperating revenues decreased by \$584,685; 21.5%

The Station adopted Governmental Accounting Standards Board (GASB) Statement No. 87, *Leases*, during the fiscal year ended June 30, 2022. The adoption of this statement resulted in recording lease assets of \$190,604 and lease liabilities of \$190,604 as of July 1, 2021. The impact of this statement is not reflected in the fiscal year June 30, 2021, amounts included in this MD&A.

Governmental Accounting Standards

The MD&A, financial statements and accompanying notes are prepared in accordance with GASB pronouncements.

Statements of Net Position

The statements of net position present a financial picture of the Station's financial condition at the end of the fiscal year by reporting assets (current and noncurrent), deferred outflows of resources, liabilities (current and noncurrent), deferred inflows of resources and net position.

Assets

Total assets of the Station at the end of fiscal years 2023, 2022 and 2021 were \$3,182,740, \$3,033,294 and \$2,751,371, respectively, of which cash and net capital assets represented the largest portions. Cash and assets held by Western Kentucky University Foundation (WKU Foundation) totaled \$2,735,893 or 86.0% of total assets at June 30, 2023, and net capital assets totaled \$291,550 or 9.2% of total assets at June 30, 2023. Cash and assets held by WKU Foundation totaled \$2,608,615 or 86.0% of total assets at June 30, 2022, and net capital assets totaled \$233,802 or 7.7% of total assets at June 30, 2022. Cash and assets held by WKU Foundation totaled \$2,556,635 or 92.9% of total assets at June 30, 2021, and net capital assets totaled \$176,944 or 6.4% of total assets at June 30, 2021.

Western Kentucky University WKYU-TV
Management's Discussion and Analysis (Unaudited)
Years Ended June 30, 2023 and 2022

Liabilities

Liabilities of the Station totaled \$3,830,997, \$3,696,106 and \$3,956,340 at June 30, 2023, 2022 and 2021, respectively, of which unearned revenue was \$1,512,724, \$1,386,412 and \$1,339,691 and represented 39.5%, 37.5% and 33.9% of total liabilities, respectively. Net pension, net other postemployment benefit (OPEB) and lease liabilities were \$2,228,358, \$2,212,762 and \$2,222,625 at June 30, 2023, 2022 and 2021, respectively and represented 58.2%, 59.9% and 56.2% of total liabilities, respectively.

Net Position (Deficit)

Net position (deficit) of the Station was (\$591,983), (\$1,192,656) and (\$1,773,781) at June 30, 2023, 2022 and 2021, respectively, and was divided into three major categories, defined as follows:

- *Net investment in capital assets* – This category represents the Station's equity in equipment and lease assets.
- *Restricted* – This category represents the Station's funds subject to externally imposed restrictions governing its use. The corpus of nonexpendable restricted resources is only available for investment purposes.
- *Unrestricted* – This category represents net positions held by the Station that have no formal restrictions placed upon them.

Western Kentucky University WKYU-TV
Management's Discussion and Analysis (Unaudited)
Years Ended June 30, 2023 and 2022

Condensed Statements of Net Position
June 30, 2023, 2022 and 2021

	2023	2022	2021
Assets			
Current assets	\$ 2,438,316	\$ 2,274,509	\$ 2,266,856
Assets held by WKU Foundation	316,728	361,608	\$ 307,571
Capital and leased assets, net	427,696	397,177	176,944
Total assets	<u>3,182,740</u>	<u>3,033,294</u>	<u>2,751,371</u>
Deferred Outflows of Resources			
Total deferred outflows of resources	<u>383,081</u>	<u>366,284</u>	<u>291,060</u>
Total assets and deferred outflows of resources	<u><u>\$ 3,565,821</u></u>	<u><u>\$ 3,399,578</u></u>	<u><u>\$ 3,042,431</u></u>
Liabilities			
Current liabilities	\$ 1,628,540	\$ 1,508,044	\$ 1,733,715
Noncurrent liabilities	2,202,457	2,188,062	2,222,625
Total liabilities	<u>3,830,997</u>	<u>3,696,106</u>	<u>3,956,340</u>
Deferred Inflows of Resources			
Total deferred inflows of resources	<u>326,807</u>	<u>896,128</u>	<u>859,872</u>
Net Position (Deficit)			
Net investment in capital assets	285,333	230,114	176,944
Restricted			
Non-expendable	174,771	199,356	166,678
Expendable	141,957	162,252	140,893
Unrestricted	<u>(1,194,044)</u>	<u>(1,784,378)</u>	<u>(2,258,296)</u>
Total net position (deficit)	<u>(591,983)</u>	<u>(1,192,656)</u>	<u>(1,773,781)</u>
Total liabilities, deferred inflows of resources and net position (deficit)	<u><u>\$ 3,565,821</u></u>	<u><u>\$ 3,399,578</u></u>	<u><u>\$ 3,042,431</u></u>

Statements of Revenues, Expenses and Change in Net Position

The statements of revenues, expenses, and changes in net position, which are generally referred to as the income statements, present the total revenues (operating and nonoperating) received and earned by the Station and expenses (operating and nonoperating) paid and owed by the Station and income or loss from operations for the fiscal year.

Revenues

Total operating revenues, which exclude University appropriations, of the Station for the fiscal years 2023, 2022 and 2021 were \$329,250, \$337,850 and \$298,722, respectively.

Western Kentucky University WKYU-TV
Management's Discussion and Analysis (Unaudited)
Years Ended June 30, 2023 and 2022

The Station received \$782,225, \$802,191 and \$748,724 during 2023, 2022 and 2021, respectively, of University appropriations and \$426,012, \$624,981 and \$329,438, during 2023, 2022 and 2021, respectively, of administrative support from the University, which are classified as nonoperating revenues. These funds were used to support Station operating activities.

Expenses

Total operating expenses of the Station for 2023, 2022 and 2021 were \$1,857,315, \$2,470,148 and \$1,752,428 respectively.

Condensed Statements of Revenues, Expenses and Change in Net Position
Years Ended June 30, 2023, 2022 and 2021

	2023	2022	2021
Revenue			
Operating revenues			
Business and industry underwriting	\$ 12,350	\$ 15,950	\$ 1,000
Production	316,900	321,900	297,722
Total operating revenues	<u>329,250</u>	<u>337,850</u>	<u>298,722</u>
Expenses			
Operating expenses			
Program services	1,436,430	1,585,517	1,451,040
Supporting services	349,604	811,215	258,852
Depreciation and amortization	71,281	73,416	42,536
Total operating expenses	<u>1,857,315</u>	<u>2,470,148</u>	<u>1,752,428</u>
Operating Loss	<u>(1,528,065)</u>	<u>(2,132,298)</u>	<u>(1,453,706)</u>
Nonoperating Revenues (Expenses)			
General appropriations from Western Kentucky University	782,225	802,191	748,724
Grants from Corporation for Public Broadcasting	707,992	768,414	593,714
Indirect administrative support	426,012	624,981	329,438
Interest expense on lease asset	(3,116)	(3,597)	-
Investment income	(40,615)	51,441	37,357
Miscellaneous income	256,240	469,993	113,842
Total nonoperating revenues	<u>2,128,738</u>	<u>2,713,423</u>	<u>1,823,075</u>
Change in Net Position	600,673	581,125	369,369
Net Position (Deficit), Beginning of Year	<u>(1,192,656)</u>	<u>(1,773,781)</u>	<u>(2,143,150)</u>
Net Position (Deficit), End of Year	<u>\$ (591,983)</u>	<u>\$ (1,192,656)</u>	<u>\$ (1,773,781)</u>

Western Kentucky University WKYU-TV
Management's Discussion and Analysis (Unaudited)
Years Ended June 30, 2023 and 2022

Statements of Cash Flows

The statements of cash flows provide a summary of the sources and uses of cash by defined categories. The primary purposes of the statement of cash flows are to provide information about the Station's cash receipts and payments during the year and to help assess the Station's ability to generate future net cash flows to meet obligations as they become due.

The major sources of cash from operating activities were business and industry underwriting of \$12,350, \$15,950 and \$1,000 and production of \$316,900, \$321,900, and \$297,722 for fiscal years 2023, 2022, and 2021, respectively. The most significant uses of cash for operating activities were payments to employees of \$1,582,038, \$1,410,126 and \$1,389,477 and to suppliers of \$748,484, \$1,338,437 and \$663,573 for 2023, 2022, and 2021, respectively.

The cash flows from noncapital financing activities included \$1,208,237, \$1,427,172 and \$1,078,162 during 2023, 2022 and 2021, respectively, received as general appropriations and indirect support from the University and \$834,304, \$815,134 and \$1,297,868 received during 2023, 2022 and 2021, respectively, from the Corporation for Public Broadcasting (CPB), which are the largest sources of cash for these fiscal years.

The cash flows from capital and related financing activities included \$101,800, \$103,044, and \$39,046 paid for capital assets during fiscal years 2023, 2022 and 2021, respectively.

The cash flows from investing activities recognize the cash flows from proceeds from sales and maturities of investments and interest and dividends receipts.

Condensed Statements of Cash Flows
Years Ended June 30, 2023, 2022 and 2021

	2023	2022	2021
Net cash used in operating activities	\$(2,001,272)	\$(2,410,713)	\$(1,754,328)
Net cash provided by noncapital financing activities	2,298,781	2,541,433	2,660,738
Net cash used in capital and related activities	(129,616)	(130,182)	(39,046)
Net cash provided by (used in) investing activities	4,265	(2,595)	14,204
(Decrease) Increase in Cash	172,158	(2,057)	881,568
Cash, Beginning of Year	2,247,007	2,249,064	1,367,496
Cash, End of Year	\$ 2,419,165	\$ 2,247,007	\$ 2,249,064

Western Kentucky University WKYU-TV
Management’s Discussion and Analysis (Unaudited)
Years Ended June 30, 2023 and 2022

Capital and Lease Assets

As of June 30, 2023, 2022 and 2021, respectively, the Station had \$291,550, \$233,802 and \$176,944 of net investment in capital assets consisting of equipment. As of June 30, 2023, 2022, and 2021, respectively, the Station had \$136,146, \$163,375 and \$0 lease assets. Capital and lease assets at June 30, 2023, 2022 and 2021, are summarized below:

	2023	2022	2021
Equipment	\$ 7,550,113	\$ 7,622,583	7,519,538
Less accumulated depreciation	<u>(7,258,563)</u>	<u>(7,388,781)</u>	<u>(7,342,594)</u>
Capital Assets, Net	<u>\$ 291,550</u>	<u>\$ 233,802</u>	<u>\$ 176,944</u>
Lease assets	\$ 190,604	\$ 190,604	\$ -
Accumulated amortization	<u>(54,458)</u>	<u>(27,229)</u>	<u>-</u>
Lease Assets, Net	<u>\$ 136,146</u>	<u>\$ 163,375</u>	<u>\$ -</u>

Economic Factors Impacting Future Periods

The following are known facts and circumstances that may affect the future financial viability of the Station:

Due to the large amount of investments that are held by the WKU Foundation, the Station has to consider the fluctuations in the market. Realized and unrealized losses within these accounts can have an effect on operations.

In March 2020, the World Health Organization declared the coronavirus (COVID-19) outbreak to be a pandemic. COVID-19 has impacted economic activity and financial markets globally and locally. The continued spread of the disease represents a significant risk that operations could be disrupted in the near future.

The extent to which COVID-19 impacts the Station will depend on future developments, which are still highly uncertain and cannot be predicted. As a result, the Station has not yet determined the impact this disruption may have on its financial statements for the year ending June 30, 2024.

Requests for Information

This financial report is designed to provide a general overview of Western Kentucky University’s Public Radio and Television finances. Questions concerning any of the information provided in this report or requests for additional information should be addressed to David Brinkley, Executive Director of Public Broadcasting, Western Kentucky University, Academic Complex 153A, 1906 College Heights Boulevard, Bowling Green, Kentucky 42101. You may also contact David Brinkley via email at david.brinkley@wku.edu or via phone at 270.745.6140.

Western Kentucky University WKYU-TV
Statements of Net Position
June 30, 2023 and 2022

Assets

	2023	2022
Current Assets		
Cash on deposit with University and WKU Foundation	\$ 2,419,165	\$2,247,007
Prepaid expenses	19,151	27,502
Total current assets	2,438,316	2,274,509
Noncurrent Assets		
Assets held by WKU Foundation	316,728	361,608
Capital assets	7,550,113	7,622,583
Accumulated depreciation	(7,258,563)	(7,388,781)
Lease assets	190,604	190,604
Accumulated amortization	(54,458)	(27,229)
Total noncurrent assets	744,424	758,785
Total assets	3,182,740	3,033,294
Deferred Outflows of Resources		
Deferred outflows – KTRS Pension	157,575	215,748
Deferred outflows – KERS Pension	58,451	52,907
Deferred outflows – KTRS OPEB	128,734	57,899
Deferred outflows – KERS OPEB	38,321	39,730
Total deferred outflows of resources	383,081	366,284
Total assets and deferred outflows of resources	\$ 3,565,821	\$ 3,399,578

Western Kentucky University WKYU-TV
Statements of Net Position (Continued)
June 30, 2023 and 2022

Liabilities

	2023	2022
Current Liabilities		
Accrued payroll	\$ 52,180	\$ 54,406
Accrued vacation	37,735	42,526
Lease liability	25,901	24,700
Unearned revenue	1,512,724	1,386,412
Total current liabilities	1,628,540	1,508,044
Noncurrent Liabilities		
Net pension liability – KTRS	808,032	889,822
Net pension liability – KERS	899,473	838,618
Net OPEB liability – KTRS	220,495	172,147
Net OPEB liability – KERS	157,995	145,112
Lease liability	116,462	142,363
Total noncurrent liabilities	2,202,457	2,188,062
Total liabilities	3,830,997	3,696,106
Deferred Inflows of Resources		
Deferred inflows – KTRS Pension	153,983	561,825
Deferred inflows – KERS Pension	10,507	103,454
Deferred inflows – KTRS OPEB	123,307	172,933
Deferred inflows – KERS OPEB	39,010	57,916
Total deferred inflows of resources	326,807	896,128
Net Position (Deficit)		
Net investment in capital assets	285,333	230,114
Restricted		
Non-expendable	174,771	199,356
Expendable	141,957	162,252
Unrestricted	(1,194,044)	(1,784,378)
Total net position (deficit)	(591,983)	(1,192,656)
Total liabilities, deferred inflows of resources and net position (deficit)	\$ 3,565,821	\$ 3,399,578

Western Kentucky University WKYU-TV
Statements of Revenues, Expenses and Changes in Net Position
Years Ended June 30, 2023 and 2022

	2023	2022
Revenues		
Operating revenues		
Business and industry underwriting	\$ 12,350	\$ 15,950
Production	316,900	321,900
Total operating revenues	329,250	337,850
Expenses		
Operating expenses		
Program services		
Programming and production	1,190,542	1,202,338
Broadcasting	232,172	370,074
Program information and promotion	13,716	13,105
Total program services	1,436,430	1,585,517
Supporting services		
Management and general	224,655	701,570
Fundraising	113,721	95,691
Underwriting	11,228	13,954
Total supporting services	349,604	811,215
Depreciation and amortization	71,281	73,416
Total operating expenses	1,857,315	2,470,148
Operating Loss	(1,528,065)	(2,132,298)
Nonoperating Revenues (Expenses)		
General appropriations from Western Kentucky University	782,225	802,191
Grants from Corporation for Public Broadcasting	707,992	768,414
Indirect administrative support	426,012	624,981
Subscriptions and memberships	49,593	39,500
Interest expense on lease asset	(3,116)	(3,597)
Investment income	(40,615)	51,441
Miscellaneous income	206,647	430,493
Total nonoperating revenues	2,128,738	2,713,423
Change in Net Position	600,673	581,125
Net Position (Deficit), Beginning of Year	(1,192,656)	(1,773,781)
Net Position (Deficit), End of Year	\$ (591,983)	\$ (1,192,656)

Western Kentucky University WKYU-TV
Statements of Cash Flows
Years Ended June 30, 2023 and 2022

	<u>2023</u>	<u>2022</u>
Cash Flows from Operating Activities		
Business and industry underwriting received	\$ 12,350	\$ 15,950
Production revenue received	316,900	321,900
Payments to employees	(1,582,038)	(1,410,126)
Payments to suppliers	(748,484)	(1,338,437)
Net cash used in operating activities	<u>(2,001,272)</u>	<u>(2,410,713)</u>
Cash Flows from Noncapital Financing Activities		
General appropriations and indirect support from Western Kentucky University	1,208,237	1,427,172
Grants from Corporation for Public Broadcasting	834,304	815,134
Subscriptions and memberships	49,593	39,500
Other noncapital financing activities	206,647	259,627
Net cash provided by noncapital financing activities	<u>2,298,781</u>	<u>2,541,433</u>
Cash Flows from Capital and Related Financing Activities		
Purchase of capital assets	(101,800)	(103,044)
Principal payments on lease liability	(24,700)	(23,541)
Interest paid on lease liability	(3,116)	(3,597)
Net cash used in capital and related financing activities	<u>(129,616)</u>	<u>(130,182)</u>
Cash Flows from Investing Activities		
Net purchases and sales on investments	(2,394)	(7,726)
Interest and dividends	6,659	5,131
Net cash provided by (used in) investing activities	<u>4,265</u>	<u>(2,595)</u>
Increase (Decrease) in Cash	172,158	(2,057)
Cash, Beginning of Year	<u>2,247,007</u>	<u>2,249,064</u>
Cash, End of Year	<u>\$ 2,419,165</u>	<u>\$ 2,247,007</u>
Reconciliation of Operating Loss to Net Cash Flows		
Used in Operating Activities		
Operating loss	\$ (1,528,065)	\$ (2,132,298)
Depreciation and amortization	71,281	73,416
Changes in operating assets and liabilities		
Prepaid expenses	8,351	(9,710)
Deferred outflows of resources	(16,797)	(75,224)
Deferred inflows of resources	(569,321)	36,256
Net pension liability	(20,935)	(132,807)
Net OPEB liability	61,231	(44,119)
Accrued expenses	(7,017)	(126,227)
Net cash flows used in operating activities	<u>\$ (2,001,272)</u>	<u>\$ (2,410,713)</u>
Noncash Investing, Capital and Financing Activities		
PPP loan forgiveness	\$ -	\$ 170,865
Unrealized gain (loss) on investments	\$ (49,927)	\$ 37,445

Western Kentucky University WKYU-TV

Notes to Financial Statements

June 30, 2023 and 2022

Note 1: Nature of Operations

WKYU-TV (the Station) is a public television station operated by and receiving support from Western Kentucky University (University), Bowling Green, Kentucky. The Station is not considered a component unit but rather an operating unit of the University and its financial activity is included in the financial statements of the University.

Note 2: Summary of Significant Accounting Policies

Basis of Accounting and Presentation

The Station prepares its financial statements as a business-type activity in conformity with applicable pronouncements of the Governmental Accounting Standards Board (GASB). The financial statement presentation provides a comprehensive, entity wide perspective of the Station's assets, liabilities, deferred outflows and inflows, net position, revenues, expenses, changes in net position and cash flows. The Station's financial statements have been presented using the economic resources measurement focus and the accrual basis of accounting. Under the accrual basis, revenues are recognized when earned, and expenses are recorded when an obligation has been incurred.

The financial statements of the Station are intended to present the financial position, the changes in financial position, and cash flows of only that portion of the activities of the University that is attributable to the transactions of the Station. They do not purport to, and do not, present fairly the financial position of the University as of June 30, 2023 and 2022, and the changes in its financial position and its cash flows, for the years then ended in conformity with accounting principles generally accepted in the United States of America.

Revenue Recognition

Contributions, pledges and grants are recorded as revenue in the accompanying statements of revenues, expenses and change in net position. In-kind contributions, other than the contribution from the University, are recognized as revenue at the estimated fair value at the date of the gift.

The portion of the University's indirect costs attributable to the Station's operations and the value of space provided for broadcast facilities are included as revenues and expenses and are computed in accordance with guidelines established by the CPB. Total indirect support from the University for the years ended June 30, 2023 and 2022, was \$426,012 and \$624,981, respectively.

Western Kentucky University WKYU-TV

Notes to Financial Statements

June 30, 2023 and 2022

Expenses

When an expense is incurred for which both restricted and unrestricted resources are available, the Station's policy is to allow for the flexibility to determine whether to first apply restricted or unrestricted resources based on the most advantageous application of resources in the particular circumstances.

Classification of Revenues

The Station has classified its revenues as either operating or nonoperating revenues according to the following criteria:

- Operating revenues – Operating revenues include activities that have the characteristics of exchange transactions, such as business and industry underwriting.
- Nonoperating revenues – Nonoperating revenues includes activities that have the characteristics of nonexchange transactions, such as (1) college appropriations, (2) most federal, state, and local grants and contracts, and (3) gifts and contributions.

Cash on Deposit with the University and Western Kentucky University Foundation

For administrative purposes, cash balances of the Station are included in bank accounts maintained by the University and the WKU Foundation. Details of accounting transactions affecting cash are maintained by each entity.

The University currently uses commercial banks and the Commonwealth of Kentucky (Commonwealth) as depositories. Deposits with commercial banks are covered by federal depository insurance or collateral held by the University's agent in the University's name. At the Commonwealth level, the University's accounts are pooled with other agencies of the Commonwealth. These Commonwealth pooled deposits are substantially covered by federal depository insurance or by collateral held by the Commonwealth's agent in the Commonwealth's name.

WKU Foundation's cash is on deposit with commercial banks and is federally insured up to \$250,000 per bank by the Federal Deposit Insurance Corporation (FDIC).

Assets Held by WKU Foundation and Investment Income

The Station accounts for its investments at fair value in accordance with GASB Statement No. 72, *Fair Value Measurement and Application*. Investment income consists of interest income and the net change for the year in the fair value of investments carried at fair value.

Western Kentucky University WKYU-TV

Notes to Financial Statements

June 30, 2023 and 2022

Capital Assets

Capital assets are recorded at cost at the date of acquisition, or fair value at the date of donation if acquired by gift. Depreciation is computed using the straight-line method over the estimated useful life of each asset and is not allocated to functional expense categories. Equipment with an estimated useful life of greater than one year and a cost of \$5,000 is capitalized and depreciated with one-half year's depreciation taken during the year of purchase or donation. Construction-in-progress is capitalized when incurred. Routine repairs and maintenance are charged to operating expense in the year in which the expense was incurred or when the project was closed and are identified as projects less than \$100,000. The Station continues to track equipment with a cost of \$500 or more for insurance purposes consistent with applicable Kentucky Revised Statutes but does not capitalize items at these lower thresholds. The following estimated useful lives are being used by the Station:

Buildings and building improvements	15–40 years
Furniture, fixtures and equipment	3–15 years
Land improvements and infrastructure	20 years

Lease Assets

Lease assets are initially recorded at the initial measurement of the lease liability, plus lease payments made at or before the commencement of the lease term, less any lease incentives received from the lessor at or before the commencement of the lease, plus initial direct costs that are ancillary to place the asset into service. Lease assets are amortized on a straight-line basis over the shorter of the lease term or the useful life of the underlying asset.

Capital and Lease Asset Impairment

The Station evaluates capital and lease assets for impairment whenever events or circumstances indicate a significant, unexpected decline in the service utility of a capital and lease asset has occurred. If a capital or lease asset is tested for impairment and the magnitude of the decline in service utility is significant and unexpected, the capital or lease asset historical cost and related accumulated depreciation or amortization are decreased proportionately such that the net decrease equals the impairment loss. No asset impairment was recognized during the years ended June 30, 2023 or 2022.

Deferred Outflows of Resources

The Station reports the consumption of net position that is applicable to a future reporting period as deferred outflows of resources in a separate section of its statements of net position.

Western Kentucky University WKYU-TV

Notes to Financial Statements

June 30, 2023 and 2022

Unearned Revenue

Unearned revenue includes grant funding received from the CPB that has not been expended at the end of the fiscal year. CPB provides funds to the Station at the beginning of a funding period. Thus, any unspent CPB funds at the end of the fiscal year are recorded as unearned revenue until qualifying expenses have been incurred.

Deferred Inflows of Resources

The Station reports an acquisition of net position that is applicable to a future reporting period as deferred inflows of resources in a separate section of its statements of net position.

Net Position

The Station's net position is classified as follows:

Net Investment in Capital Assets: This represents the Station's total investment in capital and lease assets, net of accumulated depreciation and amortization and outstanding debt and lease liabilities related to those capital and lease assets. To the extent debt has been incurred but not yet expended for capital assets, such amounts are not included as a component of net investment in capital assets.

Restricted Net Position – Expendable: Restricted expendable net position includes resources in which the Station is legally or contractually obligated to spend resources in accordance with restrictions imposed by external third parties.

Restricted Net Position – Non-expendable: Non-expendable restricted net position consists of endowment and similar type funds in which donors or other outside sources have stipulated, as a condition of the gift instrument, that the principal is to be maintained inviolate and in perpetuity, and invested for the purpose of producing present and future income, which may either be expended or added to principal.

Unrestricted Net Position: Unrestricted net position represents resources derived from underwriting fees. These resources are used at the discretion of the governing board to meet current expenses for any purpose.

Use of Estimates

The preparation of financial statements in conformity with accounting principles generally accepted in the United States of America requires management to make estimates and assumptions that affect the reported amounts of assets, liabilities and deferred inflows and outflows of resources and disclosure of contingent assets and liabilities at the date of the financial statements and the reported amounts of revenues and expenses during the reporting period. Actual results could differ from those estimates.

Western Kentucky University WKYU-TV

Notes to Financial Statements

June 30, 2023 and 2022

Note 3: Assets Held by WKU Foundation

Assets held by the WKU Foundation as of June 30, 2023 and 2022, consisted of cash equivalents, common equity, common fixed income and mutual funds. The fair value of the assets held by the WKU Foundation are \$316,728 and \$361,608 at June 30, 2023 and 2022, respectively.

Fair Value Measurements: The Station categorizes its fair value measurements within the fair value hierarchy established by accounting principles generally accepted in the United States of America. The hierarchy is based on the valuation inputs used to measure fair value of the asset. Level 1 inputs are quoted prices in active markets for identical assets; Level 2 inputs are significant other observable inputs; Level 3 inputs are significant unobservable inputs.

The Station has the following recurring fair value measurements as of June 30, 2023 and 2022:

- Assets held by the WKU Foundation of \$316,728 and \$361,608, which are valued at net asset value (NAV). There are no unfunded commitments and funds can be redeemed on a daily basis. The investment strategy is a long-term growth strategy and the underlying funds in the trust include cash, common stock, mutual funds, and fixed income securities.

Interest Rate Risk: The Station does not have a formal investment policy that limits investment maturities as a means of managing its exposure to fair value losses arising from increasing interest rates. However, bond resolutions govern the investment of bond reserves.

Credit Risk: The Station's general investment policy is to apply the prudent-person rule: Investments are made as a prudent person would be expected to act, with discretion and intelligence, to seek reasonable income, preserve capital, and, in general, avoid speculative investments. The Station's investment policy allows investments in U.S. Agency securities if such obligations are rated at the time of purchase at one of the three highest classifications established by at least two standard rating services.

The Station did not have any investment in debt securities as of June 30, 2023 and 2022. Therefore, the Station is not considered to have credit risk.

Custodial Credit Risk: For an investment, custodial credit risk is the risk that, in the event of the failure of the counterparty, the Station will not be able to recover the value of its investments or collateral securities that are in the possession of an outside party. The Station's investment policy requires that all amounts in excess of any insurance limits be collateralized by securities eligible for Station investment. The market value of the pledged securities shall equal or exceed the portion of the deposit requiring collateralization. The Station is fully collateralized as of June 30, 2023 and 2022.

Concentration of Credit Risk: The Commonwealth places no limit on the amount the Station may invest in any one issuer.

Western Kentucky University WKYU-TV
Notes to Financial Statements
June 30, 2023 and 2022

Investment income for the years ended June 30, 2023 and 2022, consisted of:

	2023	2022
Interest income, including interest earned on cash equivalents	\$ 6,659	\$ 5,131
Net change in fair value of investments and assets held by WKU Foundation	(47,274)	46,310
	\$ (40,615)	\$ 51,441

Note 4: Capital Assets and Lease Assets

Capital assets consist of equipment. Capital assets activity for the years ended June 30, 2023 and 2022, was:

	2023			
	Beginning Balance	Additions	Disposals	Ending Balance
Equipment	\$ 7,622,583	\$ 101,800	\$ 174,270	\$ 7,550,113
Less accumulated depreciation	(7,388,781)	(44,052)	(174,270)	(7,258,563)
Capital assets, net	\$ 233,802	\$ 57,748	\$ -	\$ 291,550
	2022			
	Beginning Balance	Additions	Disposals	Ending Balance
Equipment	\$ 7,519,538	\$ 103,045	\$ -	\$ 7,622,583
Less accumulated depreciation	(7,342,594)	(46,187)	-	(7,388,781)
Capital assets, net	\$ 176,944	\$ 56,858	\$ -	\$ 233,802

Western Kentucky University WKYU-TV

Notes to Financial Statements

June 30, 2023 and 2022

Changes in lease assets for the years ended June 30, 2023 and 2022, are summarized as follows:

	2023			
	Beginning Balance	Additions	Disposals	Ending Balance
Lease assets	\$ 190,604	\$ -	\$ -	\$ 190,604
Less accumulated depreciation	(27,229)	(27,229)	-	(54,458)
Lease assets, net	\$ 163,375	\$ (27,229)	\$ -	\$ 136,146
	2022			
	Beginning Balance	Additions	Disposals	Ending Balance
Lease assets	\$ 190,604	\$ -	\$ -	\$ 190,604
Less accumulated depreciation	-	(27,229)	-	(27,229)
Lease assets, net	\$ 190,604	\$ (27,229)	\$ -	\$ 163,375

Note 5: Lease Liability

The following is a summary of long-term lease obligation transactions for the Station for the years ended June 30, 2023 and 2022:

	2023				
	Beginning Balance	Additions	Reductions	Ending Balance	Current Portion
Lease liability	\$ 167,063	\$ -	\$ (24,700)	\$ 142,363	\$ 25,901
	2022				
	Beginning Balance	Additions	Reductions	Ending Balance	Current Portion
Lease liability	\$ 190,604	\$ -	\$ (23,541)	\$ 167,063	\$ 24,700

Western Kentucky University WKYU-TV

Notes to Financial Statements

June 30, 2023 and 2022

The Station leases certain real estate and equipment, the terms of which expire in various years through 2027. Variable payments based upon the use of the underlying asset are not included in the lease liability because they are not fixed in substance.

The following is a schedule by year of future minimum payments under the leases as of June 30, 2023:

	Principal	Interest
Year Ending		
2024	\$ 25,901	\$ 2,611
2025	27,143	2,081
2026	28,428	1,527
2027	29,758	946
2028	31,133	338
Thereafter	-	-
	\$ 142,363	\$ 7,503

Note 6: Natural and Functional Classifications of Operating Expenses

The Station's operating expenses by natural classification were as follows:

	2023			
	Compensation and Benefits	Other	Depreciation Amortization	Total
Program and supporting services	\$ 1,029,199	\$ 756,835	\$ -	\$ 1,786,034
Depreciation and amortization	-	-	71,281	71,281
Total operating expenses	\$ 1,029,199	\$ 756,835	\$ 71,281	\$ 1,857,315
	2022			
	Compensation and Benefits	Other	Depreciation	Total
Program and supporting services	\$ 1,068,005	\$ 1,328,727	\$ -	\$ 2,396,732
Depreciation	-	-	73,416	73,416
Total operating expenses	\$ 1,068,005	\$ 1,328,727	\$ 73,416	\$ 2,470,148

Western Kentucky University WKYU-TV

Notes to Financial Statements

June 30, 2023 and 2022

Note 7: Risk Management

The Station and University are exposed to various risks of loss related to torts; theft of, damage to and destruction of assets; business interruption; errors and omissions; employee injuries and illnesses; natural disasters and employee health and accident benefits. Commercial insurance coverage is purchased for claims arising from such matters other than those related to workers' compensation, employee health and certain natural disasters. Settled claims have not exceeded this commercial coverage in any of the three preceding years.

In 2006, the University opted out of the Kentucky public entity risk pool and began self-insuring workers' compensation claims. The University contracts with a third-party administrator for administration services related to workers' compensation claims.

As a result of the economic uncertainty stemming from the impact of the COVID-19 pandemic, the Station received a Paycheck Protection Program (PPP) loan in March 2021, in the principal amount of \$170,865 from the U.S. Small Business Administration (SBA). Under the terms of the program, the PPP loan provided for conditional forgiveness if the Station utilized the loan proceeds on admissible expenses. The Station accounted for the PPP loan as a loan with the loan proceeds initially recorded as a liability on the statement of net position. The Station received formal forgiveness of the loan by the lender on October 26, 2021, and recorded a gain in nonoperating revenue in the financial statements during 2022.

Note 8: Defined Benefit Pension and Other Postemployment Benefit (OPEB) Plans

Employees of the University are covered by one of three pension plans: the Optional Retirement Plan, the Kentucky Employees' Retirement System (KERS) Plan, and the Kentucky Teachers Retirement System (KTRS) Plan.

Optional Retirement Plan

Plan Description: University faculty and administrative staff hired after July 1, 1996, have the option of participating in the Optional Retirement Program, a defined contribution pension plan. The plan is administered by one of three providers chosen by the employee. The plan provides retirement benefits to plan members. Benefit provisions are contained in the plan document and were established and may be amended by action of the Commonwealth.

For the years ended June 30, 2023 and 2022, contribution rates for plan members and the University expressed as a percentage of covered payrolls were 6.16% and 8.74%, respectively. Of the University's 8.74% contribution, 0.00% is paid to KTRS for unfunded liabilities.

Western Kentucky University WKYU-TV

Notes to Financial Statements

June 30, 2023 and 2022

The University's contributions to the Optional Retirement Program on behalf of the Station for the years ended June 30, 2023 and 2022, were \$10,026 and \$7,442, respectively. Station employees' contributions to the Optional Retirement Program for the years ended June 30, 2023 and 2022, were \$7,067 and \$5,245, respectively.

Kentucky Employees Retirement System

Plan Description: The University contributes to the KERS, a cost-sharing, multiple-employer defined benefit pension plan and OPEB plan administered by the Kentucky Public Pensions Authority (KPPA), an agency of the Commonwealth. Under the provisions of Kentucky Revised Statute Section 61.645, the board of trustees ("KPPA Board") of KPPA administers the KERS, County Employees Retirement System and State Police Retirement System. Although the assets of the systems are invested as a whole, each system's assets are used only for the payment of benefits to members of that plan, and a pro rata share of administrative costs, in accordance with the provisions of Kentucky Revised Statute Sections 16.555, 61.570, and 78.630.

KPPA issues a publicly available financial report that includes audited financial statements and audited required supplementary information for KERS. The report may be obtained by writing to Kentucky Retirement System, Perimeter Park West, 1260 Louisville Road, Frankfort, Kentucky 40601, or it may be found at the KPPA website at www.kyret.ky.gov.

Basis of Accounting: For purposes of measuring the net pension and OPEB liabilities, deferred outflows of resources and deferred inflows of resources related to pensions and OPEB, pension and OPEB expense, information about the fiduciary net position of KERS and additions to/deductions from KERS's fiduciary net position have been determined on the same basis as they are reported by KERS. For this purpose, benefit payments (including refunds of employee contributions) are recognized when due and payable in accordance with the benefit terms. Investments are reported at fair value.

Western Kentucky University WKYU-TV

Notes to Financial Statements

June 30, 2023 and 2022

Pension Benefits Provided: The information below summarizes the major retirement benefit provisions of the plan. It is not intended to be, nor should it be interpreted as, a complete statement of all benefit provisions.

	Tier 1 Participation Prior to 9/1/2008	Tier 2 Participation 9/1/2008 through 12/31/13	Tier 3 Participation 1/1/2014
Benefit Formula	Final Compensation X Benefit Factor X Years of Service		Cash Balance Plan
Final Compensation	Average of the highest 5 fiscal years (must contain at least 48 months). Includes lump-sum compensation payments (before and at retirement).	Five complete fiscal years immediately preceding retirement; each year must contain 12 months. Lump-sum compensation payments (before and at retirement) are not to be included in creditable compensation.	No Final Compensation
Benefit Factor	1.97% or 2.0% for those retiring with service for all months between 1/1998 and 1/1999.	10 years or less = 1.10%. Greater than 10 years, but no more than 20 years = 1.30%. Greater than 20 years, but no more than 26 years = 1.50%. Greater than 26 years, but no more than 30 years = 1.75%. Additional years above 30 = 2.00% (2.00% benefit factor only applies to service earned in excess of 30 years).	No benefit factor. A life annuity can be calculated in accordance with actuarial assumptions and methods adopted by the board based on member's accumulated account balance.
Cost of Living Adjustment (COLA)	No COLA unless authorized by the Legislature. If authorized, the COLA is limited to 1.5%. This impacts all retirees regardless of Tier.		
Unreduced Retirement Benefit	Any age with 27 years of service. Age 65 with 48 months of service. Money purchase for age 65 with less than 48 months based on contributions and interest.	Rule of 87: Member must be at least age 57 and age plus earned service must equal 87 years at retirement to retire under this provision. Age 65 with 5 years of earned service. No month purchased calculations.	
Reduced Retirement Benefit	Any age with 25 years of service. Age 55 with 5 years of service.	Age 60 with 10 years of service. Excludes purchased service (exception: refunds, omitted, free military).	No reduced retirement benefit.

OPEB Benefits Provided: The information below summarizes the major retirement benefit provisions of the plan. It is not intended to be, nor should it be interpreted as, a complete statement of all benefit provisions:

Insurance Tier 1: Participation began before 7/1/2003

Benefit Eligibility: Recipient of a retirement allowance

Benefit: The percentage of member premiums paid by the retirement system are dependent on the number of years of service. Benefits also include duty disability retirements, duty death in service, nonduty death in service and surviving spouse of a retiree.

Western Kentucky University WKYU-TV

Notes to Financial Statements

June 30, 2023 and 2022

Insurance Tier 2: Participation began on or after 7/1/2003, but before 9/1/2008

Benefit Eligibility: Recipient of a retirement allowance with at least 120 months of service at retirement

Benefit: The system provides a monthly contribution subsidy of \$10 for each year of earned service. The monthly contribution is increased by 1.5% each July 1. Benefits also include duty disability retirements, duty death in service and nonduty death in service.

Insurance Tier 3: Participation began on or after 9/1/2008

Benefit Eligibility: Recipient of a retirement allowance with at least 180 months of service at retirement

Benefit: Tier 3 insurance benefits are identical to Tier 2, except Tier 3 members are required to have at least 180 months of service in order to be eligible.

Contributions: The University was required to contribute at an actuarially determined rate determined by Statute. Per Kentucky Revised Statute Section 78.545(33), normal contribution and past service contribution rates shall be determined by the KRS Board on the basis of an annual valuation last preceding July 1 of a new biennium. The KRS Board may amend contribution rates as of the first day of July of the second year of a biennium, if it is determined on the basis of a subsequent actuarial valuation that amended contribution rates are necessary to satisfy requirements determined in accordance with actuarial bases adopted by the KRS Board.

For the fiscal years ended June 30, 2023 and 2022, participating employers in the plan contributed 9.97% (7.82% allocated to pension and 2.15% allocated to OPEB) and 10.10% (7.90% allocated to pension and 2.20% allocated to OPEB), respectively, as set by KRS, of each employee's creditable compensation. These percentages are inclusive of both pension and insurance payments for employers. Administrative costs of KRS are financed through employer contributions and investments earnings.

The University has met 100% of the contribution funding requirement for the fiscal year ended June 30, 2023 and 2022. Total contributions by the Plan were \$11,188,447 (\$9,029,608 related to pension and \$2,158,839 related to OPEB) and \$11,454,974 (\$9,224,126 related to pension and \$2,230,848 related to OPEB) for the years ended June 30, 2023 and 2022, respectively. The OPEB contribution amount does not include the implicit subsidy of \$470,563 and \$408,534 for the fiscal years ended June 30, 2023 and 2022, respectively. Contributions related to the Station were \$70,077 (\$54,964 related to pension and \$15,113 related to OPEB) for the year ended June 30, 2023, and \$69,122 (\$52,070 related to pension and \$17,052 related to OPEB) for the year ended June 30, 2022.

Members whose participation began before 9/1/2008:

Contributions equal 5% of all creditable compensation. Interest paid on the members' accounts is currently 2.5%; and, per statute, shall not be less than 2.0%. Members are entitled to a full refund of contributions with interest.

Western Kentucky University WKYU-TV
Notes to Financial Statements
June 30, 2023 and 2022

Members whose participation began on or after 9/1/2008:

Contributions equal 6% of all creditable compensation, with 5% being credited to the member’s account and 1% deposited to the KRS 401(h) Account. Interest paid on the members’ accounts will be set at 2.5%. Member is entitled to a full refund of contributions and interest in their individual account; however, the 1% contributed to the insurance fund is nonrefundable.

Members whose participation on or after 1/1/2014:

Contributions equal to 6% of all creditable compensation, with 5% being credited to the member’s account and 1% deposited to the KRS 401(h) Account. Interest paid on the members’ accounts will be set at 2.5%. Member is entitled to a full refund of contributions and interest in their individual account; however, the 1% contributed to the insurance fund is nonrefundable.

Pension Information

Total Pension Liability: The total pension liability was determined by an actuarial valuation measured as of June 30, 2022 and 2021, using the following actuarial assumptions, applied to all periods included in the measurement:

June 30, 2022

Valuation date	June 30, 2021
Actuarial cost method	Entry Age Normal
Amortization method	Level percent of pay
Price inflation	2.30%
Salary increases	3.30% to 15.30%
Amortization period	30 years, closed
Investment rate of return	5.25%

June 30, 2021

Valuation date	June 30, 2020
Actuarial cost method	Entry Age Normal
Amortization method	Level percent of pay
Price inflation	2.30%
Salary increases	3.30% to 15.30%
Amortization period	30 years, closed
Investment rate of return	5.25%

The mortality table used for active members is Pub-2010 General Mortality Table projected with the ultimate rates from the MP-2014 mortality improvement scale using a base year of 2010. The mortality table used for healthy retired members is a system-specific mortality table base on mortality experience from 2013–2018, projected with the ultimate rates from MP-2014 mortality improvement scale using a base year of 2019. For disabled members, the mortality table used is Pub-2010 Disabled Mortality Table, with a 4-year set-forward for both male and female rates, projected with the ultimate rates from the MP-2014 mortality improvement scale using a base year of 2010.

Western Kentucky University WKYU-TV

Notes to Financial Statements

June 30, 2023 and 2022

Discount rate assumptions:

- (a) **Discount Rate:** The discount rate used to measure the total pension liability was 5.25%.
- (b) **Projected Cash Flows:** The projection of cash flows used to determine the discount rate assumed the local employers and plan members would contribute the statutorily determined contribution rate of projected compensation over the remaining 29-year amortization period of the unfunded actuarial accrued liability.
- (c) **Long-Term Rate of Return:** The long-term expected rate of return was determined by using a building-block method in which best-estimate ranges of expected future real rate of returns are developed for each asset class. The ranges are combined by weighting the expected future real rate of return by the target asset allocation percentage.
- (d) **Municipal Bond Rate:** The discount rate determination does not use a municipal bond rate.
- (e) **Periods of Projected Benefit Payments:** The long-term assumed rate of return was applied to all periods of projected benefit payments to determine the total pension liability.
- (f) **Assumed Asset Allocation:** The long-term expected rate of return was determined by using a building-block method in which best-estimate ranges of expected future real rate of returns are developed for each asset class. The ranges are combined by weighting the expected future real rate of return by the target asset allocation percentage. The target asset allocation and best estimates of arithmetic real rates of return for each major asset class are summarized in the following table:

2022		
Asset Class	Target Allocation	Long-Term Expected Real Rate of Return
Growth		
Public Equity	32.50%	4.45%
Private Equity	7.00%	10.15%
Fixed Income		
Core Bonds	20.50%	0.28%
Specialty Credit/High Yield	15.00%	2.28%
Cash	5.00%	(0.91%)
Inflation Protected		
Real Estate	10.00%	3.67%
Real Return	10.00%	4.07%
Total	100.00%	

The long-term expected rate of return on pension plan assets was established by the KPPA Board at 5.25% based on a blending of the factors described above.

Western Kentucky University WKYU-TV

Notes to Financial Statements

June 30, 2023 and 2022

2021		
Asset Class	Target Allocation	Long-Term Expected Real Rate of Return
Growth		
U.S. Equity	16.25%	5.70%
Non-U.S. Equity	16.25%	6.35%
Private Equity	7.00%	9.70%
Specialty Credit/High Yield	15.00%	2.80%
Liquidity		
Core Bonds	20.50%	0.00%
Cash	5.00%	0.60%
Diversifying Strategies		
Real Estate	10.00%	5.40%
Opportunistic/Absolute Return	0.00%	N/A
Real Return	10.00%	4.55%
Total	100.00%	

The long-term expected rate of return on pension plan assets was established by the KRS Board at 5.25% based on a blending of the factors described above.

- (g) **Sensitivity Analysis:** This paragraph requires disclosure of the sensitivity of the net pension liability to changes in the discount rate. The following presents the Station's allocated portion of the net pension liability of the System, calculated using the discount rate of 5.25%, as well as what the Station's allocated portion of the net pension liability would be if it were calculated using a discount rate that is one-percentage-point lower (4.25%) or one-percentage-point higher (6.25%) than the current rate:

	2022		
	1% Decrease (4.25%)	Current Discount Rate (5.25%)	1% Increase (6.25%)
Station's net pension liability	\$ 1,034,541	\$ 899,473	\$ 788,258
	2021		
	1% Decrease (4.25%)	Current Discount Rate (5.25%)	1% Increase (6.25%)
Station's net pension liability	\$ 966,050	\$ 838,618	\$ 733,840

Western Kentucky University WKYU-TV

Notes to Financial Statements

June 30, 2023 and 2022

Employer's Portion of the Collective Net Pension Liability: The Station's proportionate share of the net pension liability at June 30, 2023 and 2022, is \$899,473, or approximately 0.0068% and \$838,618, or approximately 0.0063%, respectively. The net pension liabilities were distributed based on the employers' covered payroll provided for the measurement period ended June 30, 2022, and actual employer contributions to the plan for the measurement period ended June 30, 2021.

Measurement Date: June 30, 2021 and 2020, are the actuarial valuation dates and June 30, 2022 and 2021, are the measurement dates upon which the total pension liability is based.

Changes in Assumptions and Benefit Terms: There have been no assumption changes since June 30, 2021. Additionally, there have been no plan provisions changes that would materially impact the total pension liability since June 30, 2021.

House Bill 1 passed during the 2022 legislative session and included a provision that provided an approximate 8% across-the-board salary increase effective July 1, 2022, for eligible State employees. While this salary increase may produce an actuarial loss with respect to the liability attributable to Tier 1 and Tier 2 active members, *i.e.*, a higher total pension liability than expected based on current actuarial assumptions, there was not sufficient information available at the time the roll-forward total pension liability was calculated to make a reasonable adjustment to reflect these anticipated salary increases.

Changes Since Measurement Date: There were no changes between the measurement date of the collective net pension liability and the employer's reporting date.

Pension Expense: The Station was allocated pension expense of \$(31,688) and \$(68,962) related to the KERS plan for the years ended June 30, 2023 and 2022, respectively.

Deferred Outflows and Deferred Inflows: Since certain expense items are amortized over closed periods each year, the deferred portions of these items must be tracked annually. If the amounts serve to reduce pension expense they are labeled as deferred inflows. If they will increase pension expense they are labeled as deferred outflows. The amortization of these amounts is accomplished on a level dollar basis, with no interest included in the deferred amounts. Experience gains/losses and the impact of changes in actuarial assumptions, if any, are amortized over the average remaining service life of the active and inactive System members at the beginning of the fiscal year. Investment gains and losses are amortized over a fixed five-year period.

Western Kentucky University WKYU-TV
Notes to Financial Statements
June 30, 2023 and 2022

Deferred inflows and outflows as of the measurement date include:

	2022		2021	
	Deferred Outflows of Resources	Deferred Inflows of Resources	Deferred Outflows of Resources	Deferred Inflows of Resources
Differences between expected and actual experience	\$ -	\$ 1,054	\$ 837	\$ 4,352
Change of assumptions	-	-	-	-
Change in proportion and differences between employer contributions and proportionate shares of contributions	-	9,453	-	81,294
Net differences between expected and actual investment earnings on plan investments	3,486	-	-	17,808
	3,486	10,507	837	103,454
Contributions subsequent to the measurement date	54,965	-	52,070	-
Total	\$ 58,451	\$ 10,507	\$ 52,907	\$ 103,454

Deferred outflows of resources resulting from employer contributions subsequent to the measurement date of \$54,965 will be recognized as a reduction of net pension liability in the year ending June 30, 2024. The remainder of the deferred outflows and deferred inflows of resources are amortized over three to five years with remaining amortization as follows:

Year Ending June 30	
2024	\$ (10,540)
2025	(9)
2026	(880)
2027	4,408
	\$ (7,021)

Pension Plan Fiduciary Net Position: Detailed information about the pension plan's fiduciary net position is available in the separately issued pension plan financial reports.

Western Kentucky University WKYU-TV
Notes to Financial Statements
June 30, 2023 and 2022

OPEB Information

Total OPEB Liability: The total OPEB liability was measured as of June 30, 2022 and 2021, using the following actuarial assumptions, applied to all periods included in the measurement:

June 30, 2022

Actuarial valuation date	June 30, 2021
Price inflation	2.30%
Payroll growth rate	0.00%
Salary increases	3.30%–15.30%
Investment rate of return	6.25%
Healthcare trend rates:	
Pre-65	Initial trend starting at 6.20% at January 1, 2024, and gradually decreasing to an ultimate trend rate of 4.05% over a period of 13 years.
Post-65	Initial trend starting at 9.00% at January 1, 2024, and gradually decreasing to an ultimate trend rate of 4.05% over a period of 13 years.

June 30, 2021

Actuarial valuation date	June 30, 2020
Price inflation	2.30%
Payroll growth rate	0.00%
Salary increases	3.30%–15.30%
Investment rate of return	6.25%
Healthcare trend rates:	
Pre-65	Initial trend starting at 6.25% at January 1, 2021, and gradually decreasing to an ultimate trend rate of 4.05% over a period of 13 years.
Post-65	Initial trend starting at 5.50% at January 1, 2021, and gradually decreasing to an ultimate trend rate of 4.05% over a period of 14 years.

The mortality table used for active members is Pub-2010 General Mortality Table projected with the ultimate rates from the MP-2014 mortality improvement scale using a base year of 2010. The mortality table used for healthy retired members is a system-specific mortality table base on mortality experience from 2013–2018, projected with the ultimate rates from MP-2014 mortality improvement scale using a base year of 2019. For disabled members, the mortality table used is Pub-2010 Disabled Mortality Table, with a 4-year set-forward for both male and female rates, projected with the ultimate rates from the MP-2014 mortality improvement scale using a base year of 2010.

Western Kentucky University WKYU-TV
Notes to Financial Statements
June 30, 2023 and 2022

Discount rate assumptions:

- (a) **Discount Rate:** The discount rate used to measure the total OPEB liability was 5.72%, which was an increase from the 5.26% discount rate used in the prior year. Based on the stated assumptions and the projection of cash flows as of each fiscal year ending, the plan's fiduciary net position and future contributions were projected to be sufficient to finance the future benefit payments of the current plan members. Therefore, the long-term expected rate of return on insurance plan investments was applied to all periods of the projected benefit payments paid from the retirement system. However, the cost associated with the implicit employer subsidy is not currently being included in the calculation of the actuarial determined contributions, and any cost associated with the implicit subsidy will not be paid out of the trust. Therefore, the municipal bond rate was applied to future expected benefit payments associated with the implicit subsidy.
- (b) **Projected Cash Flows:** The projection of cash flows used to determine the discount rate assumed the local employers and plan members would contribute the actuarially determined contribution rate of projected compensation over the remaining 26-year amortization period of the unfunded actuarial accrued liability.
- (c) **Long-Term Rate of Return:** The long-term expected rate of return was determined by using a building-block method in which best-estimate ranges of expected future real rate of returns are developed for each asset class. The ranges are combined by weighting the expected future real rate of return by the target asset allocation percentage.
- (d) **Municipal Bond Rate:** The discount rate determination used a municipal bond rate of 3.69% as reported in Fidelity Index's "20-Year Municipal GO AA Index" as of June 30, 2022, which was increased from the 1.92% municipal bond rate used in the prior year.
- (e) **Period of Projected Benefit Payments:** Current assets, future contributions, and investment earnings are projected to be sufficient to pay the projected benefit payments from the retirement system. However, the cost associated with the implicit employer subsidy is not currently being included in the calculation of the system's actuarial determined contributions, and it is the actuary's understanding that any cost associated with the implicit subsidy will not be paid out of the system's trust. Therefore, the municipal bond rate was applied to future expected benefit payments associated with the implicit subsidy.

Western Kentucky University WKYU-TV

Notes to Financial Statements

June 30, 2023 and 2022

- (f) **Assumed Asset Allocations:** The long-term expected rate of return was determined by using a building-block method in which best-estimate ranges of expected future real rate of returns are developed for each asset class. The ranges are combined by weighting the expected future real rate of return by the target asset allocation percentage. The target asset allocation and best estimates of arithmetic real rates of return for each major asset class are summarized in the following table:

2022 Asset Class	Target Allocation	Long-Term Expected Real Rate of Return
Equity		
Public Equity	43.50%	4.45%
Private Equity	10.00%	10.15%
Fixed Income		
Core Bonds	10.00%	0.28%
Specialty Credit/High Yield	15.00%	2.28%
Cash	1.50%	(0.91%)
Inflation Protected		
Real Estate	10.00%	3.67%
Real Return	10.00%	4.07%
Total	<u>100.00%</u>	

The long-term expected rate of return on pension plan assets was established by the KPPA Board at 6.25% based on a blending of the factors described above.

2021 Asset Class	Target Allocation	Long-Term Expected Real Rate of Return
Growth		
U.S. Equity	21.75%	5.70%
Non-U.S. Equity	21.75%	6.35%
Private Equity	10.00%	9.70%
Specialty Credit/High Yield	15.00%	2.80%
Liquidity		
Core Bonds	10.00%	0.00%
Cash	1.50%	(0.60%)
Diversifying Strategies		
Real Estate	10.00%	5.40%
Opportunistic/Absolute Return	0.00%	N/A
Real Return	10.00%	4.55%
Total	<u>100.00%</u>	

The long-term expected rate of return on pension plan assets was established by the KRS Board at 6.25% based on a blending of the factors described above.

Western Kentucky University WKYU-TV

Notes to Financial Statements

June 30, 2023 and 2022

(g) **Sensitivity Analysis:** This paragraph requires disclosure of the sensitivity of the net OPEB liability to changes in the discount rate and changes in the healthcare cost trend rate.

The following presents the Station's allocated portion of the net OPEB liability of the System, calculated using the discount rate of 5.72%, as well as what the Station's allocated portion of the System's net OPEB liability would be if it were calculated using a discount rate that is one-percentage-point lower (4.72%) or one-percentage-point higher (6.72%) than the current rate:

	2022		
	1% Decrease (4.72%)	Current Discount Rate (5.72%)	1% Increase (6.72%)
Station's net OPEB liability	\$ 189,148	\$ 157,995	\$ 129,326
	2021		
	1% Decrease (4.26%)	Current Discount Rate (5.26%)	1% Increase (6.26%)
Station's net OPEB liability	\$ 177,213	\$ 145,112	\$ 118,793

The following presents the Station's allocated portion of the Non-hazardous net OPEB liability of the System, calculated using the healthcare cost trend rate of percent, as well as what the Station's allocated portion of the System's net OPEB liability would be if it were calculated using a healthcare cost trend rate that is one-percentage-point lower or one-percentage-point higher than the current rate:

	2022		
	1% Decrease	Current Trend Rate	1% Increase
Station's net OPEB liability	\$ 129,898	\$ 157,995	\$ 188,169
	2021		
	1% Decrease	Current Healthcare Cost Trend Rate	1% Increase
Station's net OPEB liability	\$ 177,213	\$ 145,112	\$ 118,793

Western Kentucky University WKYU-TV

Notes to Financial Statements

June 30, 2023 and 2022

Employer's Portion of the Collective OPEB Liability: The Station's proportionate share of the Non-hazardous net OPEB liability at June 30, 2023 and 2022, is \$157,995, or approximately 0.0071%, and \$145,112, or approximately 0.0064%. The net OPEB liabilities were distributed based on the 2022 actual employer contributions to the plan.

Measurement Date: June 30, 2021 and 2020, the actuarial valuation dates and June 30, 2022 and 2021, are the measurement dates upon which the total OPEB liability is based.

Changes in Assumptions and Benefit Terms: Senate Bill 209 passed during the 2022 legislative session and increased the insurance dollar contribution for members hired on or after July 1, 2003 by \$5 for each year of service a member attains over certain thresholds, depending on a member's retirement eligibility requirement. This increase in the insurance dollar contribution does not increase by 1.5% annually and is only payable for non-Medicare retirees. Additionally, it is only payable when the member's applicable insurance fund is at least 90% funded. The increase is first payable January 1, 2023. Senate Bill 209 also allows members receiving the insurance dollar contribution to participate in a medical insurance reimbursement plan that would provide the reimbursement of premiums for health plans other than those administered by KPPA. The total OPEB liability as of June 30, 2022, is determined using these updated benefit provisions. In fiscal year 2023, for KERS, the Healthcare Trend Rate for Under Age 65 decreased from 6.25% to 6.20% and for Ages 65 and Older the Healthcare Trend Rate increased from 5.50% to 9.00%. The KERS Discount Rates used for Non-hazardous increased from 5.26% to 5.72%.

Changes Since Measurement Date: There were no changes between the measurement date of the collective net OPEB liability and the employer's reporting date.

OPEB Expense: The Station was allocated OPEB expense of \$(5,320) and \$(708) related to the KERS Non-hazardous Plan for the years ended June 30, 2023 and 2022, respectively.

Deferred Outflows and Deferred Inflows: Since certain expense items are amortized over closed periods each year, the deferred portions of these items must be tracked annually. If the amounts serve to reduce OPEB expense they are labeled as deferred inflows. If they will increase OPEB expense they are labeled deferred outflows. The amortization of these amounts is accomplished on a level dollar basis, with no interest included in the deferred amounts. Experience gains/losses and the impact of changes in actuarial assumptions, if any, are amortized over the average remaining service life of the active and inactive System members at the beginning of the fiscal year. Investment gains and losses are amortized over a fixed five-year period.

Western Kentucky University WKYU-TV
Notes to Financial Statements
June 30, 2023 and 2022

Deferred inflows and outflows as of the measurement date include:

	<u>2022</u>		<u>2021</u>	
	<u>Deferred Outflows of Resources</u>	<u>Deferred Inflows of Resources</u>	<u>Deferred Outflows of Resources</u>	<u>Deferred Inflows of Resources</u>
Differences between expected and actual experience	\$ 3,850	\$ 12,655	\$ 8,405	\$ 20,100
Changes of assumptions	8,881	10,482	14,273	136
Change in proportion and differences between employer contributions and proportionate shares of contributions	4,100	15,873	-	29,531
Net difference between projected and actual earnings on OPEB plan investments	3,224	-	-	8,149
	<u>20,055</u>	<u>39,010</u>	<u>22,678</u>	<u>57,916</u>
Station contributions subsequent to the measurement date	18,266	-	17,052	-
Total	<u>\$ 38,321</u>	<u>\$ 39,010</u>	<u>\$ 39,730</u>	<u>\$ 57,916</u>

Deferred outflows of resources resulting from employer contributions subsequent to the measurement date of \$18,266 will be recognized as a reduction of net OPEB liability in the year ending June 30, 2024. The remainder of the deferred outflows and deferred inflows of resources are amortized over three to five years with remaining amortization as follows:

Year Ending June 30	
2024	\$ (13,274)
2025	(6,415)
2026	(1,819)
2027	2,553
	<u>\$ (18,955)</u>

OPEB Plan Fiduciary Net Position: Detailed information about the OPEB plan's fiduciary net position is available in the separately issued OPEB plan financial reports.

Western Kentucky University WKYU-TV

Notes to Financial Statements

June 30, 2023 and 2022

Kentucky Teachers' Retirement System

Plan Description: All full-time University faculty members and certain other staff occupying a position requiring certification or graduation from a four-year college or university as a condition of employment are covered by the Kentucky Teachers' Retirement System (KTRS), a cost-sharing multiple employer public employee retirement system. KTRS is a defined benefit plan providing for retirement, disability, death benefits and health insurance. Participants have a fully vested interest after the completion of 60 months of service, 12 of which are current service.

KTRS issues a publicly available financial report that includes financial statements, required supplementary information, and detailed information about the pension plan's fiduciary net position. That report may be obtained by writing to Kentucky Teachers' Retirement System, 479 Versailles Road, Frankfort, Kentucky, 40601, by calling 502.573.3266, or visiting the website at <http://trs.ky.gov>.

Basis of Accounting: For purposes of measuring the net pension and OPEB liabilities, deferred outflows of resources and deferred inflows of resources related to pension and OPEB, pension and OPEB expense, information about the fiduciary net position of the KTRS and additions to/deductions from KTRS's fiduciary net position have been determined on the same basis as they are reported by KTRS. For this purpose, benefit payments (including refunds of employee contributions) are recognized when due and payable in accordance with the benefit terms. Investments are reported at fair value, except for money market investments and participating interest-earning investment contracts that have a maturity at the time of purchase of one year or less, which are reported at cost.

Western Kentucky University WKYU-TV

Notes to Financial Statements

June 30, 2023 and 2022

Pension Plan Information

Pension Benefits Provided: The information on the following page summarizes the major retirement benefit provisions of the KTRS plan. It is not intended to be, nor should it be interpreted as, a complete statement of all benefit provisions:

	Tier 1 Participation Prior to July 1, 2008	Tier 2 Participation on or After July 1, 2008
Covered Employees	University faculty and professional staff that do not choose the Optional Retirement Plan (Deferred Contribution)	University faculty and professional staff that do not choose the Optional Retirement Plan (Deferred Contribution)
Benefit Formula	Final Compensation X Benefit Factor X Years of Service	
Final Compensation	Average of the highest 5 annual salaries reduced 5% per year from the earlier of age 60 or the date 27 years of service would have been completed. Average of the highest 3 annual salaries if age 55 with 27 or more years of service. The minimum annual service allowance for all members is \$440 multiplied by credited service.	Average of the highest 5 annual salaries reduced 6% per year from the earlier of age 60 or the date 27 years of service would have been completed. Average of the highest 3 annual salaries if age 55 with 27 or more years of service. The minimum annual service allowance for all members is \$440 multiplied by credited service.
Benefit Factor	Non-University members: 2.00% for service prior to 7/1/1983; 2.50% for service after 7/1/1983; 2.00% if participation after 7/1/2002 and less than 10 years; 2.50% if participation after 7/1/2002 and more than 10 years; 3.00% if retire after 7/1/2004 with more than 30 years. University members: 2.0% for each year of service.	Non-University members: 1.70% if less than 10 years; 2.00% if greater than 10 years, but no more than 20 years; 2.30% if greater than 20 years, but no more than 26 years; 2.50% if greater than 26 years, but no more than 30 years; 3.00% for service greater than 30 years. University members: 1.50% if less than 10 years; 1.70% if greater than 10 years, but less than 20 years; 1.85% if greater than 20 years, but less than 27 years; 2.00% if greater than 27 years.
Cost of Living Adjustment (COLA)	1.5% annually additional ad hoc increases must be authorized by the General Assembly.	
Unreduced Retirement Benefit	Any age with 27 years of Kentucky service. Age 55 with 5 years of Kentucky service.	Any age with 27 years of Kentucky service. Age 60 with 5 years of Kentucky service. Age 55 with 10 years of Kentucky service.
Reduced Retirement Benefit	Must be retired for service or disability to be eligible. Retired members are given a supplement based upon a contribution supplement table approved by the KTRS Board of Trustees (KTRS Board) . The retired member pays premiums in excess of the monthly supplement.	

Western Kentucky University WKYU-TV
Notes to Financial Statements
June 30, 2023 and 2022

Contributions: Benefit and contribution rates are established by state statute. Per Kentucky Revised Statutes 161.540, 161.550 and 161.565, contribution requirements of the active employees and the participating organizations are established and may be amended by the KTRS Board. For the fiscal years ended June 30, 2023 and 2022, University employees were required to contribute 8.185% of their annual covered salary for retirement benefits. The University was contractually required to contribute 15.865% (13.010% allocated to pension, 2.775% allocated to medical insurance and 0.080% allocated to life insurance) and 15.865% (14.020% allocated to pension, 1.775% allocated to medical insurance and 0.070% allocated to life insurance) of covered payroll for plan members hired on or after July 1, 2008, and 9.775% (7.695% allocated to pension, 2.000% allocated to medical insurance and 0.080% allocated to life insurance) and 9.775% (7.705% allocated to pension, 2.000% allocated to medical insurance and 0.070% allocated to life insurance) of covered payroll for plan members hired on or after January 1, 2022, for the fiscal years ended June 30, 2023 and 2022, respectively. The actuarially determined amount, when combined with employee contributions, is expected to finance the cost of benefits earned by employees during the year, with an additional amount to finance any unfunded accrued liability.

The University has met 100% of the contribution funding requirement for the fiscal years ended June 30, 2023 and 2022. Total contributions by the Plan were \$6,943,857 (\$5,686,652 related to pension and \$1,257,205 related to OPEB) and \$6,687,887 (\$5,668,084 related to pension and \$1,019,803 related to OPEB) for the years ended June 30, 2023 and 2022, respectively. In addition, the Commonwealth contributes ad hoc annual cost of living adjustments provided by the General Assembly for KTRS retirees. This contribution totaled \$7,242,560 and \$6,234,494 for the years ended June 30, 2023 and 2022, respectively. Contributions related to the Station were \$73,916 (\$60,851 related to pension and \$13,065 related to OPEB) and \$87,224 (\$74,252 related to pension and \$12,972 related to OPEB) for the years ended June 30, 2023 and 2022, respectively.

Pension liabilities, pension expense, and deferred outflows of resources and deferred inflows of resources related to pensions: At June 30, 2023 and 2022, the Station reported a liability for its proportionate share of the net pension liability that reflected a reduction for pension support provided to the Station by the Commonwealth. The amount recognized by the Station as its proportionate share of the net pension liability, the related State support, and the total portion of the net pension liability that was associated with the Station were as follows:

	<u>2023</u>	<u>2022</u>
Station's proportionate share of the net pension liability	\$ 808,032	\$ 889,822
Commonwealth of Kentucky's proportionate share of the net pension liability associated with the Station	<u>1,050,053</u>	<u>939,412</u>
Total	<u>\$ 1,858,085</u>	<u>\$ 1,829,234</u>

Western Kentucky University WKYU-TV
Notes to Financial Statements
June 30, 2023 and 2022

The net pension liability was measured as of June 30, 2023 and 2022. The Station's proportion of the net pension liability was based on actual contributions to the pension plan during the measurement period. At June 30, 2023 and 2022, respectively, the Station's proportion was 0.0046% and 0.0065% and the Commonwealth's proportion associated with the Station was 0.0059% and 0.0069%, respectively.

For the year ended June 30, 2023 and 2022, the Station recognized pension expense of \$(122,936) and \$(574,894) and revenue of \$22,266 and \$(161,309), respectively. At June 30, 2023 and 2022, the Station reported deferred outflows of resources and deferred inflows of resources related to pensions from the following sources:

	2023		2022	
	Deferred Outflows of Resources	Deferred Inflows of Resources	Deferred Outflows of Resources	Deferred Inflows of Resources
Differences between expected and actual experience	\$ (28,054)	\$ -	\$ (16,762)	\$ 8,060
Changes of assumptions	73,290	-	152,192	78,566
Net difference between projected and actual earnings on OPEB plan investments	51,492	-	-	219,374
Changes in proportion and differences between Station contributions and proportionate share of contributions	-	153,983	6,066	255,825
	<u>96,728</u>	<u>153,983</u>	<u>141,496</u>	<u>561,825</u>
Contributions subsequent to the measurement date	60,847	-	74,252	-
Total	<u><u>\$ 157,575</u></u>	<u><u>\$ 153,983</u></u>	<u><u>\$ 215,748</u></u>	<u><u>\$ 561,825</u></u>

At June 30, 2023 and 2022, the Station reported \$60,847 and \$74,252, respectively, as deferred outflows of resources related to pensions resulting from Station contributions subsequent to the measurement date that will be recognized as a reduction of the net pension liability in the following fiscal year. Deferred outflows and deferred inflows of resources at June 30, 2023, related to pensions will be recognized in pension expense as follows:

Year Ending June 30	
2024	\$ (53,323)
2025	(14,836)
2026	(34,116)
2027	<u>45,020</u>
	<u><u>\$ (57,255)</u></u>

Western Kentucky University WKYU-TV

Notes to Financial Statements

June 30, 2023 and 2022

Actuarial assumptions: The total pension liability was determined by actuarial valuations as of June 30, 2021 and 2020, using the following actuarial assumptions, applied to all periods included in the measurement:

June 30, 2021:

Price Inflation	2.50%
Salary Increases	3.00%–7.50%, including inflation
Investment Rate of Return	7.10%, net of pension plan investment expense, including inflation

June 30, 2020:

Price Inflation	2.50%
Salary Increases	3.00%–7.50%, including inflation
Investment Rate of Return	7.10%, net of pension plan investment expense, including inflation

The rates of mortality for the period after service retirement are according to the Pub2010 Mortality Table, projected generationally with MP-2020 with various set-forwards, set-backs, and adjustments for each of the groups: service, retirees, contingent annuitants, disabled retirees, and active members.

The actuarial assumptions used in the June 30, 2021 and 2020, valuation were based on the results of an actuarial experience study for the five-year period ending June 30, 2020, adopted by the KTRS Board on September 20, 2021. The Municipal Bond Index Rate used for this purpose is the June average of the Bond Buyer General Obligation 20-year Municipal Bond Index.

The long-term expected return on the plan was determined using a log-normal distribution analysis in which best-estimate ranges of expected future real rates of return (expected returns, net of pension plan investment expense and inflation) are developed for each major asset class. These ranges are combined to produce the long-term expected rate of return by weighing the expected future real rates of return by the target asset allocation percentage and by adding expected inflation.

Western Kentucky University WKYU-TV

Notes to Financial Statements

June 30, 2023 and 2022

The target allocation and best estimates of arithmetic real rates of return for each major asset class are summarized in the following table:

2022 Asset Class	Target Allocation	Long-Term Nominal Rate of Return
Large Cap U.S. Equity	37.4%	4.2%
Small Cap U.S. Equity	2.6%	4.7%
Developed International Equity	16.5%	5.3%
Emerging Markets Equity	5.5%	5.4%
Fixed Income	15.0%	(0.1%)
High Yield Bonds	2.0%	1.7%
Other Additional Categories	5.0%	2.2%
Real Estate	7.0%	4.0%
Private Equity	7.0%	6.9%
Cash	2.0%	(0.3%)
Total	<u>100.0%</u>	

2021 Asset Class	Target Allocation	Long-Term Nominal Rate of Return
Large Cap U.S. Equity	37.4%	4.2%
Small Cap U.S. Equity	2.6%	4.7%
Developed International Equity	16.5%	5.3%
Emerging Markets Equity	5.5%	5.4%
Fixed Income	15.0%	(0.1%)
High Yield Bonds	2.0%	1.7%
Other Additional Categories	5.0%	2.2%
Real Estate	7.0%	4.0%
Private Equity	7.0%	6.9%
Cash	2.0%	(0.3%)
Total	<u>100.0%</u>	

Changes in Assumptions and Benefit Terms Since Prior Measurement Date: There were no changes since the prior measurement date.

Changes Since Measurement Date: There were no changes between the measurement date of the collective net pension liability and the Station reporting date that are expected to have a significant effect on the Station's proportionate share of the collective net pension liability.

Western Kentucky University WKYU-TV

Notes to Financial Statements

June 30, 2023 and 2022

Discount Rate: The discount rate used to measure the total pension liability at June 30, 2023 and 2022, was 7.10%. The projection of cash flows used to determine the discount rate assumed that plan member contributions will be made at the current contribution rates and the employer contributions will contribute the Actuarially Determined Contribution (ADC) in accordance with the LIF's funding policy determined by a valuation performed on a date two years prior to the beginning of the fiscal year in which the ADC applies.

Based on those assumptions, the pension plan's fiduciary net position was projected to be available to make all projected future benefit payments of current plan members. Therefore, the long-term expected rate of return on pension plan investments was applied to all periods of projected benefit payments to determine the total pension liability.

Sensitivity of the Station's proportionate share of the net pension liability to changes in the discount rate: The following table presents the net pension liability of the Station as of June 30, 2023 and 2022, calculated using the discount rate of 7.10%, as well as what the Station's net pension liability (in thousands) would be if it were calculated using a discount rate that is one-percentage-point lower (6.10%) or one-percentage-point higher (8.10%) than the current rate:

	2023		
	Current		
	1% Decrease (6.10%)	Discount Rate (7.10%)	1% Increase (8.10%)
Station's net OPEB liability	\$ 1,032,499	\$ 808,032	\$ 622,754
	2022		
	Current		
	1% Decrease (6.10%)	Discount Rate (7.10%)	1% Increase (8.10%)
Proportionate share of the collective net pension liability	\$ 1,204,633	\$ 889,822	\$ 630,927

Medical Insurance Plan

Plan Description: In addition to the OPEB benefits previously described, Kentucky Revised Statute 161.675 requires KTRS to provide post-employment healthcare benefits to eligible members and dependents. The KTRS medical insurance benefit is a cost-sharing multiple employer defined benefit plan with a special funding situation. Changes made to the medical plan may be made by the KTRS Board, the Kentucky Department of Employee Insurance and the General Assembly.

Western Kentucky University WKYU-TV

Notes to Financial Statements

June 30, 2023 and 2022

Benefits Provided: To be eligible for medical benefits, the member must have retired either for service or disability. The KTRS Medical Insurance Fund offers coverage to members under the age of 65 through the Kentucky Employees Health Plan administered by the Kentucky Department of Employee Insurance. KTRS retired members are given a supplement to be used for payment of their health insurance premium. The amount of the member's supplement is based on a contribution supplement table approved by the KTRS Board. The retired member pays premiums in excess of the monthly supplement. Once retired members and eligible spouses attain age 65 and are Medicare eligible, coverage is obtained through the KTRS Medicare Eligible Health Plan.

Contributions: In order to fund the post-retirement healthcare benefit, seven and one-half percent (7.50%) of the gross annual payroll of members is contributed. Three and three quarters percent (3.75%) is paid by member contributions, three quarters percent (.75%) from state appropriation, and three percent (3.00%) from the employer. The state contributes the net cost of health insurance premiums for members who retired on or after July 1, 2010, who are in the non-Medicare eligible group. Also, the premiums collected from retirees as described in the plan description and investment interest help meet the medical expenses of the plan.

OPEB Liabilities, OPEB Expense, and Deferred Outflows of Resources and Deferred Inflows of Resources Related to OPEBs: At June 30, 2023 and 2022, the Station reported a liability of \$216,354 and \$169,881, respectively, for its proportionate share of the collective net OPEB liability that reflected a reduction for state OPEB support provided to the Station. The collective net OPEB liability was measured as of June 30, 2022 and 2021, and the total OPEB liability used to calculate the collective net OPEB liability was based on a projection of the Station's long-term share of contributions to the OPEB plan relative to the projected contributions of all participating employers, actuarially determined. At June 30, 2022 and 2021, the Station's proportion was 0.0087% and 0.0079%, respectively.

The amount recognized by the Station as its proportionate share of the OPEB liability, the related State support, and the total portion of the net OPEB liability at June 30, 2023 and 2022, that was associated with the Station were as follows:

	<u>2023</u>	<u>2022</u>
Station's proportionate share of the net OPEB liability	\$ 216,354	\$ 169,881
State's proportionate share of the net OPEB liability associated with the Station	<u>13,589</u>	<u>76,399</u>
Total	<u>\$ 229,943</u>	<u>\$ 246,280</u>

Western Kentucky University WKYU-TV
Notes to Financial Statements
June 30, 2023 and 2022

For the years ended June 30, 2023 and 2022, respectively, the Station recognized OPEB expense of \$(5,810) and \$(7,742) and revenue of (\$578) and \$12,524 for support provided by the Commonwealth. At June 30, 2023 and 2022, the Station reported deferred outflows of resources and deferred inflows of resources related to OPEBs from the following sources:

	2023		2022	
	Deferred Outflows of Resources	Deferred Inflows of Resources	Deferred Outflows of Resources	Deferred Inflows of Resources
Differences between expected and actual experience	\$ -	\$ 90,939	\$ -	\$ 101,027
Change of assumptions	43,934	-	44,435	-
Net difference between projected and actual earnings on investments	11,503	-	-	18,117
Change in proportionate share of contributions	58,647	30,688	-	50,094
	<u>114,084</u>	<u>121,627</u>	<u>44,435</u>	<u>169,238</u>
Contributions subsequent to the measurement date	13,070	-	12,972	-
Total	<u>\$ 127,154</u>	<u>\$ 121,627</u>	<u>\$ 57,407</u>	<u>\$ 169,238</u>

Of the total amount reported as deferred outflows of resources related to OPEB, \$13,070 resulting from Station contributions subsequent to the measurement date and before the end of the fiscal year will be included as a reduction of the collective net OPEB liability in the year ended June 30, 2024. Other amounts reported as deferred outflows of resources and deferred inflows of resources related to OPEB will be recognized in the Station's OPEB expense as follows:

Year Ending June 30	
2024	\$ (13,043)
2025	(10,411)
2026	(7,212)
2027	9,288
2028	9,266
Thereafter	4,569
	<u>\$ (7,543)</u>

Western Kentucky University WKYU-TV
Notes to Financial Statements
June 30, 2023 and 2022

Actuarial Assumptions: The total OPEB liability measured at June 30, 2022 and 2021, was determined using the following actuarial assumptions, applied to all periods included in the measurement:

June 30, 2022

Actuarial valuation date	June 30, 2021
Investment rate of return	7.10%, net of OPEB plan investment expense, including inflation.
Salary increases	3.00%–7.50%, including inflation
Inflation rate	2.50%
Real Wage Growth	0.25%
Wage Inflation	2.75%
Healthcare cost trend rates:	
Under 65	7.00% for FYE 2022 decreasing to an ultimate rate of 4.50% by FYE 2032
Ages 65 and Older	5.125% for FYE 2022 decreasing to an ultimate rate of 4.50% by FYE 2025
Medicare Part B Premiums	6.97% for FYE 2022 with an ultimate rate of 4.50% by 2034
Municipal Bond Index Rate	3.37%
Single Equivalent Interest Rate	7.10%, net of OPEB plan investment expense, including inflation

June 30, 2021

Actuarial valuation date	June 30, 2020
Investment rate of return	7.10%, net of OPEB plan investment expense, including inflation.
Salary increases	3.00%–7.50%, including inflation
Inflation rate	2.50%
Real Wage Growth	0.25%
Wage Inflation	2.75%
Healthcare cost trend rates:	
Under 65	7.00% for FYE 2021 decreasing to an ultimate rate of 4.50% by FYE 2031
Ages 65 and Older	5.00% for FYE 2022* decreasing to an ultimate rate of 4.50% by FYE 2024
Medicare Part B Premiums	4.40% for FYE 2021 with an ultimate rate of 4.50% by 2034
Municipal Bond Index Rate	2.13%
Single Equivalent Interest Rate	7.10%, net of OPEB plan investment expense, including inflation

*Based on known expected increase in Medicare-eligible costs in the year following the valuation date, an increase rate of 20.00% was used for FYE 2021.

Mortality rates were based on the Pub2010 (Teachers Benefit-Weighted) Mortality Table projected generationally with MP-2020 with various set-forwards, set-backs, and adjustments for each of the groups: service, retirees, contingent annuitants, disabled retirees, and active members.

Western Kentucky University WKYU-TV
Notes to Financial Statements
June 30, 2023 and 2022

The demographic actuarial assumptions for retirement, disability incidence, withdrawal, rates of plan participation, and rates of plan election used in the June 30, 2021 and 2020, valuation were based on the results of the most recent actuarial experience studies for the System, which covered the five-year period ended June 30, 2020, adopted by the KTRS Board on September 20, 2021.

The remaining actuarial assumptions, *e.g.*, initial per capita costs, healthcare cost trends, used in the June 30, 2021 and 2020, valuations were based on a review of recent plan experience done concurrently with the June 30, 2021, valuation. The healthcare cost trend assumption was updated for the June 30, 2021, valuation and was shown as an assumption change in the TOL roll forward while the change in initial per capita claims costs were included with experience in the TOL roll forward.

The long-term expected return on OPEB plan investments was determined using a log-normal distribution analysis in which best-estimate ranges of expected future real rates of return (expected returns, net of pension plan investment expense and inflation) are developed for each major asset class. These ranges are combined to produce the long-term expected rate of return by weighing the expected future real rates of return by the target asset allocation percentage and by adding expected inflation.

The target allocation and best estimates of arithmetic real rates of return for each major asset class, as provided by TRS’s investment consultant, are summarized in the following table:

2022 Asset Class	Target Allocation	Long-Term Nominal Rate of Return
Global Equity	58.0%	5.1%
Fixed Income	9.0%	(0.1%)
Real Estate	6.5%	4.0%
Private Equity	8.5%	6.9%
Additional Category: High Yield	8.0%	1.7%
Other Additional Categories	9.0%	2.2%
Cash (LIBOR)	1.0%	(0.3%)
	<hr/>	
Total	100.0%	
	<hr/> <hr/>	

Western Kentucky University WKYU-TV

Notes to Financial Statements

June 30, 2023 and 2022

2021 Asset Class	Target Allocation	Long-Term Nominal Rate of Return
Global Equity	58.0%	5.1%
Fixed Income	9.0%	(0.1%)
Real Estate	6.5%	4.0%
Private Equity	8.5%	6.9%
Additional Category: High Yield	8.0%	1.7%
Other Additional Categories	9.0%	2.2%
Cash (LIBOR)	1.0%	(0.3%)
Total	100.0%	

Discount Rate: The discount rate used to measure the total OPEB liability was 7.10%. The projection of cash flows used to determine the discount rate assumed that plan member contributions will be made at the current contribution rates and the employer contributions will be made at statutorily required rates. Based on those assumptions, the OPEB plan’s fiduciary net position was projected to be available to make all projected future benefit payments of current plan members. Therefore, the long-term expected rate of return on OPEB plan investments was applied to all periods of projected benefit payments to determine the total OPEB liability.

Sensitivity of the Station’s Proportionate Share of the Net OPEB Liability to Changes in the Discount Rates: The following table presents the Station’s proportionate share of the collective net OPEB liability of the System, calculated using the discount rate of 7.10%, as well as what the Station’s proportionate share of the collective net OPEB liability would be if it were calculated using a discount rate that is one-percentage-point lower (6.10%) or one-percentage-point higher (8.10%) than the current rate:

	2023		
	Current		
	1% Decrease (6.10%)	Discount Rate (7.10%)	1% Increase (8.10%)
Station’s net OPEB liability	\$ 271,448	\$ 216,354	\$ 170,740
	2022		
	Current		
	1% Decrease (6.10%)	Discount Rate (7.10%)	1% Increase (8.10%)
Station’s net OPEB liability	\$ 217,499	\$ 169,881	\$ 130,528

Western Kentucky University WKYU-TV

Notes to Financial Statements

June 30, 2023 and 2022

Sensitivity of the Station’s proportionate share of the collective net OPEB liability to changes in the healthcare cost trend rates: The following presents the Station’s proportionate share of the collective net OPEB liability, as well as what the Station’s proportionate share of the collective net OPEB liability would be if it were calculated using healthcare cost trend rates that were one-percentage-point lower or one-percentage-point higher than the current healthcare cost trend rates:

	2023		
	1% Decrease	Current Trend Rate	1% Increase
Station’s net OPEB liability	\$ 162,191	\$ 216,354	\$ 283,711
	2022		
	1% Decrease	Current Trend Rate	1% Increase
Station’s net OPEB liability	\$ 123,428	\$ 169,881	\$ 227,717

OPEB Plan Fiduciary Net Position: Detailed information about the OPEB plan’s fiduciary net position is available in the separately issued KTRS financial report.

Changes of Benefit Terms: A new benefit tier was added for members joining the System on and after January 1, 2022. There were no other changes in benefit terms for the year ending June 30, 2023. In fiscal year 2023, for KTRS, the MIF Healthcare Cost Trend Rates for Ages 65 and Older and Medicare Part B Premiums increased from 5.00% to 5.125% and from 4.40% to 6.97%, respectively. The Municipal Bond Index Rate for KTRS MIF and LIF increased from 2.13% to 3.37%.

Life Insurance Plan

Plan Description: KTRS administers the life insurance plan as provided by Kentucky Revised Statute 161.655 to eligible active and retired members. The KTRS life insurance benefit is a cost-sharing multiple employer defined benefit plan with a special funding situation. Changes made to the life insurance plan may be made by the KTRS Board and the General Assembly.

Benefits Provided: KTRS provides a life insurance benefit of \$5,000 payable for members who retire based on service or disability. KTRS provides a life insurance benefit of \$2,000 payable for its active contributing members. The life insurance benefit is payable upon the death of the member to the member’s estate or to a party designated by the member.

Contributions: In order to fund the post-retirement life insurance benefit, four hundredths of one percent (.04%) of the gross annual payroll of members is contributed by the state.

Western Kentucky University WKYU-TV

Notes to Financial Statements

June 30, 2023 and 2022

OPEB Liabilities, OPEB Expense, and Deferred Outflows of Resources and Deferred

Inflows of Resources Related to OPEBs: At June 30, 2023 and 2022, the Station reported a liability of \$4,141 and \$2,266, respectively, for its proportionate share of the collective net OPEB liability that reflected a reduction for state OPEB support provided to the Station. The collective net OPEB liability was measured as of June 30, 2022 and 2021, and the total OPEB liability used to calculate the collective net OPEB liability was based on a projection of the Station's long-term share of contributions to the OPEB plan relative to the projected contributions of all participating employers, actuarially determined. At June 30, 2022 and 2021, the Station's proportion was 0.013% and 0.017%, respectively.

The amount recognized by the Station as its proportionate share of the OPEB liability, the related State support, and the total portion of the net OPEB liability at June 30, 2023 and 2022, that was associated with the Station were as follows:

	2023	2022
Station's proportionate share of the net OPEB liability	\$ 4,141	\$ 2,266
State's proportionate share of the net OPEB liability associated with the Station	-	-
Total	\$ 4,141	\$ 2,266

For the years ended June 30, 2023 and 2022, respectively, the Station recognized OPEB expense of \$332 and \$328 and revenue of \$171 and \$157 for support provided by the Commonwealth. At June 30, 2023 and 2022, the Station reported deferred outflows of resources and deferred inflows of resources related to OPEBs from the following sources:

	2023		2022	
	Deferred Outflows of Resources	Deferred Inflows of Resources	Deferred Outflows of Resources	Deferred Inflows of Resources
Differences between expected and actual experience	\$ 64	\$ 492	\$ 105	\$ 65
Changes of assumptions	-	546	-	852
Net difference between projected and actual earnings on OPEB plan investments	1,134	-	-	2,070
Changes in proportion and differences between Station contributions and proportionate share of contributions	-	642	-	707
	1,198	1,680	105	3,694
Station contributions subsequent to the measurement date	382	-	387	-
Total	\$ 1,580	\$ 1,680	\$ 492	\$ 3,694

Western Kentucky University WKYU-TV
Notes to Financial Statements
June 30, 2023 and 2022

Of the total amount reported as deferred outflows of resources related to OPEB, \$382 resulting from Station contributions subsequent to the measurement date and before the end of the fiscal year will be included as a reduction of the collective net OPEB liability in the year ended June 30, 2024. Other amounts reported as deferred outflows of resources and deferred inflows of resources related to OPEB will be recognized in the Station's OPEB expense as follows:

Year Ending June 30	
2024	\$ (171)
2025	(171)
2026	(171)
2027	300
2028	(235)
Thereafter	(32)
	<hr/>
	\$ (480)
	<hr/> <hr/>

Actuarial Assumptions: The total OPEB liability measured at June 30, 2022 and 2021, was determined using the following actuarial assumptions, applied to all periods included in the measurement:

June 30, 2022

Actuarial valuation date	June 30, 2021
Actuarial cost method	Entry Age Normal
Amortization method	Level Percent of Payroll
Amortization period	25 years
Asset valuation method	Five-year smoothed value
Investment rate of return	7.10%, net of OPEB plan investment expense, including inflation
Projected salary increases	3.00%–7.50%, including inflation
Inflation rate	2.50%
Real Wage Growth	0.25%
Wage Inflation	2.75%
Municipal Bond Index Rate	3.37%

June 30, 2021

Actuarial valuation date	June 30, 2020
Actuarial cost method	Entry Age Normal
Amortization method	Level Percent of Payroll
Amortization period	26 years
Asset valuation method	Five-year smoothed value
Investment rate of return	7.10%, net of OPEB plan investment expense, including inflation
Projected salary increases	3.00%–7.50%, including inflation
Inflation rate	2.50%
Real Wage Growth	0.25%
Wage Inflation	2.75%
Municipal Bond Index Rate	2.13%

Western Kentucky University WKYU-TV

Notes to Financial Statements

June 30, 2023 and 2022

Mortality rates were based on the Pub2010 (Teachers Benefit-Weighted) Mortality Table projected generationally with MP-2020 with various set-forwards, set-backs, and adjustments for each of the groups: service, retirees, contingent annuitants, disabled retirees, and active members.

The demographic actuarial assumptions for retirement, disability incidence, withdrawal, rates of plan participation, and rates of plan election used in the June 30, 2021, valuation were based on the results of the most recent actuarial experience studies for the System, which covered the five-year period ending June 30, 2020, adopted by the KTRS Board on September 20, 2021.

The remaining actuarial assumptions, *e.g.*, initial per capita costs, healthcare cost trends, used in the June 30, 2021, valuation were based on a review of recent plan experience done concurrently with the June 30, 2021, valuation. The healthcare cost trend assumption was updated for the June 30, 2021, valuation and was shown as an assumption change in the TOL roll forward while the change in initial per capita claims costs were included with experience in the TOL roll forward.

The long-term expected return on OPEB plan investments was determined using a log-normal distribution analysis in which best-estimate ranges of expected future real rates of return (expected returns, net of pension plan investment expense and inflation) are developed for each major asset class. These ranges are combined to produce the long-term expected rate of return by weighing the expected future real rates of return by the target asset allocation percentage and by adding expected inflation.

The target allocation and best estimates of arithmetic real rates of return for each major asset class, as provided by TRS's investment consultant, are summarized in the following table:

2022 Asset Class	Target Allocation	Long-Term Nominal Rate of Return
U.S. Equity	40.0%	4.4%
International Equity	23.0%	5.6%
Fixed Income	18.0%	(0.1%)
Real Estate	6.0%	4.0%
Private Equity	5.0%	6.9%
Other Additional Categories	6.0%	2.1%
Cash (LIBOR)	2.0%	(0.3%)
Total	100.0%	

Western Kentucky University WKYU-TV

Notes to Financial Statements

June 30, 2023 and 2022

2021 Asset Class	Target Allocation	Long-Term Nominal Rate of Return
U.S. Equity	40.0%	4.4%
International Equity	23.0%	5.6%
Fixed Income	18.0%	(0.1%)
Real Estate	6.0%	4.0%
Private Equity	5.0%	6.9%
Other Additional Categories	6.0%	2.1%
Cash (LIBOR)	2.0%	(0.3%)
Total	<u>100.0%</u>	

Discount rate: The discount rate used to measure the total OPEB liability for life insurance was 7.10%. The projection of cash flows used to determine the discount rate assumed that the employer contributions will be made at statutorily required rates. Based on those assumptions, the OPEB plan's fiduciary net position was projected to be available to make all projected future benefit payments of current plan members. Therefore, the long-term expected rate of return on OPEB plan investments was applied to all periods of projected benefit payments to determine the total OPEB liability.

Sensitivity of the Station's proportionate share of the net OPEB liability to changes in the discount rate: The following table presents the Station's proportionate share of the collective net OPEB liability of the System, calculated using the discount rate of 7.10%, as well as what the Station's proportionate share of the collective net OPEB liability would be if it were calculated using a discount rate that is one-percentage-point lower (6.10%) or one-percentage-point higher (8.10%) than the current rate:

	2023		
	1% Decrease (6.10%)	Current Discount Rate (7.10%)	1% Increase (8.10%)
Station's net OPEB liability	\$ 6,399	\$ 4,141	\$ 2,311

Western Kentucky University WKYU-TV

Notes to Financial Statements

June 30, 2023 and 2022

	2022		
	1% Decrease (6.10%)	Current Discount Rate (7.10%)	1% Increase (8.10%)
Station's net OPEB liability	\$ 5,227	\$ 2,266	\$ (144)

OPEB plan fiduciary net position: Detailed information about the OPEB plan's fiduciary net position is available in the separately issued KTRS financial report.

Changes of benefit terms: A new benefit tier was added for members joining the System on and after January 1, 2022. There were no other changes in benefit terms for the year ending June 30, 2023 and 2022.

As discussed above, the KTRS OPEB benefits include a medical insurance plan and a life insurance plan.

	2023	2022
Medical insurance plan	\$ 216,354	\$ 169,881
Life insurance plan	4,141	2,266
	\$ 220,495	\$ 172,147

Required Supplementary Information

Western Kentucky University WKYU-TV
Required Supplementary Information
Schedules of the Station's Proportionate Share of the Net Pension Liability
June 30, 2023 and 2022

	2023	2022	2021	2020	2019	2018	2017
KERS							
Station's proportion of the net pension liability	0.007%	0.007%	0.007%	0.007%	0.008%	0.007%	0.007%
Station's proportionate share of the net pension liability	\$ 899,473	\$ 838,618	\$ 1,030,051	\$ 1,035,238	\$ 1,129,399	\$ 973,810	\$ 765,435
Station's covered payroll	\$ 85,404	\$ 101,753	\$ 84,083	\$ 92,235	\$ 90,390	\$ 78,185	\$ 89,844
Station's proportionate share of the net pension liability as a percentage of its covered payroll	1,053.20%	824.17%	1,225.04%	1,122.39%	1,249.47%	1,245.52%	851.96%
Plan fiduciary net position as a percentage of the total pension liability	18.51%	18.48%	14.01%	13.66%	12.84%	13.30%	14.80%
KTRS							
Station's proportion of the net pension liability	0.005%	0.007%	0.006%	0.005%	0.007%	0.005%	0.009%
Station's proportionate share of the net pension liability	\$ 808,032	\$ 889,822	\$ 831,196	\$ 783,029	\$ 999,838	\$ 1,449,248	\$ 2,725,922
State's proportionate share of the net pension liability associated with the Station	<u>1,050,055</u>	<u>939,414</u>	<u>874,155</u>	<u>848,489</u>	<u>743,872</u>	<u>1,155,023</u>	<u>256,916</u>
Total	<u>\$ 1,858,087</u>	<u>\$ 1,829,236</u>	<u>\$ 1,705,351</u>	<u>\$ 1,631,518</u>	<u>\$ 1,743,710</u>	<u>\$ 2,604,271</u>	<u>\$ 2,982,838</u>
Station's covered payroll	\$ 561,008	\$ 468,187	\$ 387,530	\$ 392,616	\$ 379,520	\$ 411,565	\$ 456,219
Station's proportionate share of the net pension liability as a percentage of its covered payroll	144.03%	190.06%	214.49%	199.44%	263.45%	352.13%	597.50%
Plan fiduciary net position as a percentage of the total pension liability	56.41%	65.59%	58.27%	58.80%	59.30%	39.83%	35.22%

Western Kentucky University WKYU-TV
Required Supplementary Information
Notes to Schedules of the Station's Proportionate Share of the Net Pension Liability
June 30, 2023 and 2022

Notes to Schedules

Changes in assumptions – In fiscal year 2023, there were no changes to the KERS plan or the KTRS plan.

In fiscal year 2022, for KERS, salary increases changed from 3.55%–15.55% to 3.30%–15.30%. The KERS amortization period changed from 26 years, closed to 30 years, closed. For KTRS, price inflation changed from 3.00% to 2.50%, salary Increases changed from 3.50%–7.30%, including inflation, to 3.00%–7.50%, including inflation, and the investment rate of return changed from 7.50%, net of pension plan investment expense, including inflation, to 7.10%, net of pension plan investment expense, including inflation.

In fiscal year 2021, there were no changes to the KERS plan or the KTRS plan.

In fiscal year 2020, for KERS, the salary increase assumption changed from 3.05%, average to 3.55%–15.55%, varies by service. There were no changes for KTRS.

In fiscal year 2019, there were no changes to the KERS plan and the KTRS plan discount rate increased from 4.49% to 7.50%.

In fiscal year 2018, the KERS plan discount rate and assumed investment rate of return decreased from 6.75% to 5.25%, the assumed rate of inflation decreased from 3.25% to 2.30%, which also resulted in a 0.95% decrease in the salary increase assumption for all years of service. The payroll growth rate assumption decreased from 4.00% to 0.00% and the KTRS plan discount rate increased from 4.20% to 4.49%.

In fiscal year 2017, the KERS Non-hazardous investment rate and discount rate both decreased from 7.50% to 6.75% and the KTRS plan discount rate decreased from 4.88% to 4.20%.

In fiscal year 2016, the KERS plan inflation rate decreased from 3.50% to 3.25%, the estimated salary increases decreased from 4.50% to 4.00%, and the investment rate and discount rate both decreased from 7.75% to 7.50%. Additionally, the mortality tables changed from the 1983 and 1994 Group Annuity Mortality Tables to the RP-2000 Combined Mortality Table projected with Scale BB to 2013 (adjusted for males and females). The KTRS plan discount rate decreased from 5.23% to 4.88%.

*The amounts presented for each fiscal year were determined as of the year-end that occurred one year prior.

**This is a 10-year schedule. However, the information in this schedule is not required to be presented retroactively. Years will be added to this schedule in future fiscal years until 10 years of information is available.

Western Kentucky University WKYU-TV
Required Supplementary Information
Schedules of the Station's Pension Contributions
June 30, 2023 and 2022

	<u>2023</u>	<u>2022</u>	<u>2021</u>	<u>2020</u>	<u>2019</u>	<u>2018</u>	<u>2017</u>
KERS							
Contractually required contribution	\$ 54,964	\$ 52,070	\$ 44,648	\$ 41,795	\$ 45,329	\$ 44,901	\$ 37,766
Contributions in relation to the contractually required contribution	<u>(54,964)</u>	<u>(52,070)</u>	<u>(44,648)</u>	<u>(41,795)</u>	<u>(45,329)</u>	<u>(44,901)</u>	<u>(37,766)</u>
Contribution deficiency (excess)	\$ _____	\$ _____	\$ _____	\$ _____	\$ _____	\$ _____	\$ _____
Station's covered payroll	\$ 98,089	\$ 85,404	\$ 101,753	\$ 84,083	\$ 92,235	\$ 90,390	\$ 78,185
Contributions as a percentage of covered payroll	56.03%	60.97%	43.88%	49.71%	49.15%	49.67%	48.3%
KTRS							
Contractually required contribution	\$ 60,851	\$ 74,252	\$ 103,127	\$ 61,230	\$ 90,830	\$ 66,948	\$ 70,525
Contributions in relation to the contractually required contribution	<u>(60,851)</u>	<u>(74,252)</u>	<u>(103,127)</u>	<u>(61,230)</u>	<u>(90,830)</u>	<u>(66,948)</u>	<u>(70,525)</u>
Contribution deficiency (excess)	\$ _____	\$ _____	\$ _____	\$ _____	\$ _____	\$ _____	\$ _____
Station's covered payroll	\$ 483,629	\$ 561,008	\$ 468,187	\$ 387,530	\$ 392,616	\$ 379,520	\$ 411,565
Contributions as a percentage of covered payroll	12.58%	13.24%	22.03%	15.80%	23.13%	17.64%	17.14%

Western Kentucky University WKYU-TV
Required Supplementary Information
Notes to Schedules of the Station's Pension Contributions
June 30, 2023 and 2022

Notes to Schedules

Changes in assumptions – In fiscal year 2023, there were no changes to the KERS plan or the KTRS plan.

In fiscal year 2022, for KERS, salary increases changed from 3.55%–15.55% to 3.30%–15.30%. The KERS amortization period changed from 26 years, closed to 30 years, closed. For KTRS, price inflation changed from 3.00% to 2.50%, salary increases changed from 3.50%–7.30%, including inflation, to 3.00%–7.50%, including inflation, and the investment rate of return changed from 7.50%, net of pension plan investment expense, including inflation, to 7.10%, net of pension plan investment expense, including inflation.

In fiscal year 2021, there were no changes to the KERS plan or the KTRS plan.

In fiscal year 2020, for KERS, the salary increase assumption changed from 3.05%, average to 3.55%–15.55%, varies by service. There were no changes for KTRS.

In fiscal year 2019, there were no changes to the KERS plan and the KTRS plan discount rate increased from 4.49% to 7.50%.

In fiscal year 2018, the KERS plan discount rate and assumed investment rate of return decreased from 6.75% to 5.25%, the assumed rate of inflation decreased from 3.25% to 2.30%, which also resulted in a 0.95% decrease in the salary increase assumption for all years of service, the payroll growth rate assumption decreased from 4.00% to 0.00% and the KTRS plan discount rate increased from 4.20% to 4.49%.

In fiscal year 2017, the KERS Non-hazardous investment rate and discount rate both decreased from 7.50% to 6.75% and the KTRS plan discount rate decreased from 4.88% to 4.20%.

In fiscal year 2016, the KERS plan inflation rate decreased from 3.50% to 3.25%, the estimated salary increases decreased from 4.50% to 4.00%, and the investment rate and discount rate both decreased from 7.75% to 7.50%. Additionally, the mortality tables changed from the 1983 and 1994 Group Annuity Mortality Tables to the RP-2000 Combined Mortality Table projected with Scale BB to 2013 (adjusted for males and females). The KTRS plan discount rate decreased from 5.23% to 4.88%.

**This is a 10-year schedule. However, the information in this schedule is not required to be presented retroactively. Years will be added to this schedule in future fiscal years until 10 years of information is available.

Western Kentucky University WKYU-TV
Required Supplementary Information
Schedules of the Station's Proportionate Share of the Net OPEB Liability
June 30, 2023 and 2022

	2023	2022	2021	2020	2019
KERS					
Station's proportion of the net OPEB liability	0.007%	0.007%	0.007%	0.007%	0.008%
Station's proportionate share of the net OPEB liability	\$ 157,995	\$ 145,112	\$ 184,632	\$ 161,732	\$ 195,287
Station's covered payroll	\$ 85,404	\$ 101,753	\$ 84,083	\$ 92,235	\$ 90,390
Station's proportionate share of the net OPEB liability as a percentage of its covered payroll	185.00%	142.61%	219.58%	175.34%	216.05%
Plan fiduciary net position as a percentage of the total OPEB liability	38.15%	38.38%	29.47%	30.92%	27.32%
KTRS – Medical Insurance					
Station's proportion of the net OPEB liability	0.009%	0.008%	0.007%	0.007%	0.007%
Station's proportionate share of the net OPEB liability	\$ 216,354	\$ 169,881	\$ 169,967	\$ 198,147	\$ 240,056
Station's covered payroll	\$ 561,008	\$ 468,187	\$ 387,530	\$ 392,616	\$ 379,520
Station's proportionate share of the net OPEB liability as a percentage of its covered payroll	38.57%	36.28%	43.86%	50.47%	63.25%
Plan fiduciary net position as a percentage of the total OPEB liability	47.75%	51.74%	39.05%	32.58%	25.50%
KTRS – Life Insurance					
Station's proportion of the net OPEB liability	0.013%	0.017%	0.015%	0.015%	0.015%
Station's proportionate share of the net OPEB liability	\$ 4,141	\$ 2,266	\$ 5,044	\$ 4,537	\$ 4,313
Station's covered payroll	\$ 561,008	\$ 468,187	\$ 387,530	\$ 392,616	\$ 379,520
Station's proportionate share of the net OPEB liability as a percentage of its covered payroll	0.74%	0.48%	1.30%	1.11%	1.14%
Plan fiduciary net position as a percentage of the total OPEB liability	73.97%	89.15%	71.57%	73.40%	75.00%

Western Kentucky University WKYU-TV
Required Supplementary Information
Notes to Schedules of the Station's Proportionate Share of the Net OPEB Liability
June 30, 2023 and 2022

Notes to Schedules

Changes in assumptions – In fiscal year 2023, for KERS, the healthcare trend rate for under age 65 decreased from 6.25% to 6.20% and for ages 65 and older the healthcare trend rate increased from 5.50% to 9.00%. The KERS discount rates used for Non-hazardous and Hazardous increased from 5.26% to 5.72% and from 5.01% to 5.59%, respectively. For KTRS, the MIF healthcare cost trend rates for ages 65 and older and Medicare Part B premiums increased from 5.00% to 5.125% and from 4.40% to 6.97%, respectively. The municipal bond index rate for KTRS MIF and LIF increased from 2.13% to 3.37%.

In fiscal year 2022, for KERS, the healthcare trend rate for under age 65 decreased from 6.40% to 6.25% and for ages 65 and older the healthcare trend rate increased from 2.90% to 5.50%. The KERS salary increases for Hazardous changed from 3.55%–19.55% to 3.55%–20.05%. The KERS discount rates used for Non-hazardous and Hazardous decreased from 5.43% to 5.26% and from 5.28% to 5.01%, respectively. For KTRS, salary increases changed from 3.50%–7.20% to 3.00%–7.50%, the inflation rate decreased from 3.00% to 2.50%, real wage growth decreased from 0.50% to 0.25%, Wage inflation decreased from 3.50% to 2.75%, and the municipal bond index rate decreased from 2.19% to 2.13%. The KTRS MIF healthcare cost trend rates for under age 65 and ages 65 and older decreased from 7.25% to 7.00% and 5.25% to 5.00%, respectively. The KTRS MIF Medicare Part B premiums decreased from 6.49% to 4.40%.

In fiscal year 2021, for KERS, the healthcare trend rates for under age 65 and ages 65 and older increased from 7.00% to 7.25% and 5.00% to 5.10%, respectively. The KTRS municipal bond index rate decreased from 3.50% to 2.19%. The KTRS MIF healthcare cost trends for under age 65 and ages 65 and older decreased from 7.50% to 7.25% and 5.50% to 5.25%, respectively. The KTRS MIF Medicare Part B premiums increased from 2.63% to 6.49%. The KTRS LIF salary increases changed from 3.50%–7.45% to 3.50%–7.20%.

In fiscal year 2020, for KERS, the salary increases changed from 3.05% avg. to 3.55%–15.55% (Non-hazardous) and 3.55%–19.55% (hazardous). The KTRS municipal bond index rate decreased from 3.89% to 3.50%. The KTRS MIF healthcare cost trends for under age 65 and ages 65 and older decreased from 7.75% to 7.50% and 5.75% to 5.50%, respectively.

In fiscal year 2019, the KERS, Non-hazardous plan discount rate increased from 5.83% to 5.86% and the KERS Hazardous plan discount rate increased from 5.87% to 5.88%. The KTRS plan health care trend rates decreased from 1.02% to 0.00% for Medicare Part B premiums, the municipal bond index rate increased from 3.56% to 3.89%, the amortization period was changed from 27 years to 30 years and the inflation rate increased from 3.00% to 3.50%.

In fiscal year 2018, the KERS plan assumed investment rate of return decreased from 7.50% to 6.25%, the inflation rate decreased from 3.25% to 2.30%, which also resulted in a 0.95% decrease in the salary increase assumption for all years of service, the payroll growth rate assumption decreased from 4.00% to 0.00%. There were no changes in assumptions for the KTRS plan.

Changes in benefit terms – For fiscal year 2018, for the KTRS plan, the eligibility for non-single subsidies (NSS) for the KEHP-participating members who retired prior to July 1, 2010, was restored, but the state will only finance, via its KEHP “Shared Responsibility” contributions, the costs of the NSS related to those KEHP-participating members who retired on or after July 1, 2010.

*The amounts presented for each fiscal year were determined as of the year-end that occurred one year prior.

**This is a 10-year schedule. However, the information in this schedule is not required to be presented retroactively. Years will be added to this schedule in future fiscal years until 10 years of information is available.

Western Kentucky University WKYU-TV
Required Supplementary Information
Schedules of the Station's OPEB Contributions
June 30, 2023 and 2022

	2023	2022	2021	2020	2019
KERS					
Contractually required contribution	\$ 15,113	\$ 17,052	\$ 11,924	\$ 8,561	\$ 9,280
Contributions in relation to the contractually required contribution	<u>(15,113)</u>	<u>(17,052)</u>	<u>(11,924)</u>	<u>(8,561)</u>	<u>(9,280)</u>
Contribution deficiency (excess)	\$ _____ -	\$ _____ -	\$ _____ -	\$ _____ -	\$ _____ -
Station's covered payroll	\$ 98,089	\$ 85,404	\$ 101,753	\$ 84,083	\$ 92,235
Contributions as a percentage of covered payroll	15.41%	19.97%	11.72%	10.18%	10.06%
KTRS – Medical Insurance					
Contractually required contribution	\$ 13,065	\$ 12,972	\$ 20,036	\$ 11,205	\$ 12,322
Contributions in relation to the contractually required contribution	<u>(13,065)</u>	<u>(12,972)</u>	<u>(20,036)</u>	<u>(11,205)</u>	<u>(12,322)</u>
Contribution deficiency (excess)	\$ _____ -	\$ _____ -	\$ _____ -	\$ _____ -	\$ _____ -
Station's covered payroll	\$ 483,629	\$ 561,008	\$ 468,187	\$ 387,530	\$ 392,616
Contributions as a percentage of covered payroll	2.70%	2.31%	4.28%	2.89%	3.14%
KTRS – Life Insurance					
Contractually required contribution	\$ 385	\$ 387	\$ 468	\$ 229	\$ 152
Contributions in relation to the contractually required contribution	<u>(385)</u>	<u>(387)</u>	<u>(468)</u>	<u>(229)</u>	<u>(152)</u>
Contribution deficiency (excess)	\$ _____ -	\$ _____ -	\$ _____ -	\$ _____ -	\$ _____ -
Station's covered payroll	\$ 483,629	\$ 561,008	\$ 468,187	\$ 387,530	\$ 392,616
Contributions as a percentage of covered payroll	0.08%	0.07%	0.10%	0.06%	0.04%

Western Kentucky University WKYU-TV
Required Supplementary Information
Notes to Schedules of the Station's OPEB Contributions
June 30, 2023 and 2022

Notes to the Schedules

Changes in assumptions – In fiscal year 2023, for KERS, the healthcare trend rate for under age 65 decreased from 6.25% to 6.20% and for ages 65 and older the healthcare trend rate increased from 5.50% to 9.00%. The KERS discount rates used for Non-hazardous and Hazardous increased from 5.26% to 5.72% and from 5.01% to 5.59%, respectively. For KTRS, the MIF healthcare cost trend rates for ages 65 and older and Medicare Part B premiums increased from 5.00% to 5.125% and from 4.40% to 6.97%, respectively. The municipal bond index rate for KTRS MIF and LIF increased from 2.13% to 3.37%.

In fiscal year 2022, for KERS, the healthcare trend rate for under age 65 decreased from 6.40% to 6.25% and for ages 65 and older the healthcare trend rate increased from 2.90% to 5.50%. The KERS salary increases for Hazardous changed from 3.55%–19.55% to 3.55%–20.05%. The KERS discount rates used for Non-hazardous and Hazardous decreased from 5.43% to 5.26% and from 5.28% to 5.01%, respectively. For KTRS, salary increases changed from 3.50%–7.20% to 3.00%–7.50%, the inflation rate decreased from 3.00% to 2.50%, real wage growth decreased from 0.50% to 0.25%, Wage inflation decreased from 3.50% to 2.75%, and the municipal bond index rate decreased from 2.19% to 2.13%. The KTRS MIF healthcare cost trend rates for under age 65 and ages 65 and older decreased from 7.25% to 7.00% and 5.25% to 5.00%, respectively. The KTRS MIF Medicare Part B premiums decreased from 6.49% to 4.40%.

In fiscal year, 2021, for KERS, the healthcare trend rates for under age 65 and ages 65 and older increased from 7.00% to 7.25% and 5.00% to 5.10%, respectively. The KTRS municipal bond index rate decreased from 3.50% to 2.19%. The KTRS MIF healthcare cost trends for under age 65 and ages 65 and older decreased from 7.50% to 7.25% and 5.50% to 5.25%, respectively. The KTRS MIF Medicare Part B premiums increased from 2.63% to 6.49%. The KTRS LIF salary increases changed from 3.50%–7.45% to 3.50%–7.20%.

In fiscal year 2020, for KERS, the salary increases changed from 3.05% avg. to 3.55%–15.55% (Non-hazardous) and 3.55%–19.55% (hazardous). The KTRS municipal bond index rate decreased from 3.89% to 3.50%. The KTRS MIF healthcare cost trends for under age 65 and ages 65 and older decreased from 7.75% to 7.50% and 5.75% to 5.50%, respectively.

In fiscal year 2019, the KERS Non-hazardous plan discount rate increased from 5.83% to 5.86% and the KERS Hazardous plan discount rate increased from 5.87% to 5.88%. The KTRS plan health care trend rates decreased from 1.02% to 0.00% for Medicare Part B premiums, the municipal bond index rate increased from 3.56% to 3.89%, the amortization period was changed from 27 years to 30 years and the inflation rate increased from 3.00% to 3.50%.

In fiscal year 2018, the KERS plan assumed investment rate of return decreased from 7.50% to 6.25%, the inflation rate decreased from 3.25% to 2.30%, which also resulted in a 0.95% decrease in the salary increase assumption for all years of service, the payroll growth rate assumption decreased from 4.00% to 0.00%. There were no changes in assumptions for the KTRS plan.

Changes in benefit terms – For fiscal year 2018, for the KTRS plan, the eligibility for non-single subsidies (NSS) for the KEHP-participating members who retired prior to July 1, 2010, was restored, but the state will only finance, via its KEHP “Shared Responsibility” contributions, the costs of the NSS related to those KEHP-participating members who retired on or after July 1, 2010.

*This is a 10-year schedule. However, the information in this schedule is not required to be presented retroactively. Years will be added to this schedule in future fiscal years until 10 years of information is available.

*Employer contributions do not include the expected implicit subsidy.



101 S. 5th Street, Suite 3800 / Louisville, KY 40202

P 502.581.0435 / F 502.581.0723

forvis.com

Independent Accountant's Report

Board of Regents
WKYU-FM Radio
Western Kentucky University
Bowling Green, Kentucky

We have examined management of WKYU-FM Radio's, a public broadcasting entity and an organizational unit of Western Kentucky University, assertion that WKYU-FM Radio prepared the Corporation for Public Broadcasting (CPB) Schedule of Nonfederal Financial Support (NFFS) of WKYU-FM Radio and complied with CPB's fiscal year 2023 *Financial Reporting Guidelines* governing the amounts reported as NFFS during the year ended June 30, 2023. WKYU-FM Radio's management is responsible for its assertion. Our responsibility is to express an opinion on management's assertion based on our examination.

Our examination was conducted in accordance with attestation standards established by the American Institute of Certified Public Accountants. Those standards require that we plan and perform the examination to obtain reasonable assurance about whether management's assertion is fairly stated, in all material respects. An examination involves performing procedures to obtain evidence about management's assertion. The nature, timing and extent of the procedures selected depend on our judgment, including an assessment of the risks of material misstatement of management's assertion, whether due to fraud or error. We believe that the evidence we obtained is sufficient and appropriate to provide a reasonable basis for our opinion.

We are required to be independent and to meet our other ethical responsibilities in accordance with relevant ethical requirements relating to the engagement.

In our opinion, management's assertion that the NFFS for the year ended June 30, 2023, is presented in accordance with (or based on) the aforementioned requirements, is fairly stated, in all material respects.

This report is intended solely for the information and use of the board of regents and management of WKYU-FM Radio and is not intended to be, and should not be, used by anyone other than these specified parties.

FORVIS,LLP

Louisville, Kentucky
January 10, 2024



101 S. 5th Street, Suite 3800 / Louisville, KY 40202

P 502.581.0435 / F 502.581.0723

forvis.com

Independent Accountant's Report

Board of Regents
WKYU-TV
Western Kentucky University
Bowling Green, Kentucky

We have examined management of WKYU-TV's, a public broadcasting entity and an organizational unit of Western Kentucky University, assertion that WKYU-TV prepared the Corporation for Public Broadcasting (CPB) Schedule of Nonfederal Financial Support (NFFS) of WKYU-TV and complied with CPB's fiscal year 2023 *Financial Reporting Guidelines* governing the amounts reported as NFFS during the year ended June 30, 2023. WKYU-TV's management is responsible for its assertion. Our responsibility is to express an opinion on management's assertion based on our examination.

Our examination was conducted in accordance with attestation standards established by the American Institute of Certified Public Accountants. Those standards require that we plan and perform the examination to obtain reasonable assurance about whether management's assertion is fairly stated, in all material respects. An examination involves performing procedures to obtain evidence about management's assertion. The nature, timing and extent of the procedures selected depend on our judgment, including an assessment of the risks of material misstatement of management's assertion, whether due to fraud or error. We believe that the evidence we obtained is sufficient and appropriate to provide a reasonable basis for our opinion.

We are required to be independent and to meet our other ethical responsibilities in accordance with relevant ethical requirements relating to the engagement.

In our opinion, management's assertion that the NFFS for the year ended June 30, 2023, is presented in accordance with (or based on) the aforementioned requirements, is fairly stated, in all material respects.

This report is intended solely for the information and use of the board of regents and management of WKYU-TV and is not intended to be, and should not be, used by anyone other than these specified parties.

FORVIS, LLP

Louisville, Kentucky
January 10, 2024

FORVIS Report to the Board of Regents

Western Kentucky University
WKYU-TV and WKYU-FM Radio

Results of the 2023 Financial Statement Audits, Including Required Communications

June 30, 2023

Required Communications Regarding Our Audit Strategy & Approach (AU-C 260)

Overview & Responsibilities

Matter	Discussion
Scope of Our Audits	<p>This report covers audit results related to your financial statements:</p> <ul style="list-style-type: none">• As of and for the year ended June 30, 2023• Conducted in accordance with our contract dated April 10, 2023
Our Responsibilities	<p>FORVIS is responsible for forming and expressing an opinion about whether the financial statements that have been prepared by management, with the oversight of those charged with governance, are prepared in accordance with accounting principles generally accepted in the United States of America (GAAP).</p>
Extent of Our Communication	<p>In addition to areas of interest and noting prior communications made during other phases of the engagement, this report includes communications required in accordance with GAAS that are relevant to the responsibilities of those charged with governance in overseeing the financial reporting process, including audit approach, results, and internal control. The standards do not require the auditor to design procedures for the purpose of identifying other matters to be communicated with those charged with governance.</p>
Independence	<p>The engagement team, others in our firm, as appropriate, and our firm, have complied with all relevant ethical requirements regarding independence.</p>
Your Responsibilities	<p>Our audits do not relieve management or those charged with governance of your responsibilities. Your responsibilities and ours are further referenced in our contract.</p>
Distribution Restriction	<p>This communication is intended solely for the information and use of the following and is not intended to be, and should not be, used by anyone other than these specified parties:</p> <ul style="list-style-type: none">• The Board of Regents• Management and others within the Entities

FORVIS

FORVIS is a trademark of FORVIS, LLP, registration of which is pending with the U.S. Patent and Trademark Office

Qualitative Aspects of Significant Accounting Policies & Practices

Significant Accounting Policies

Significant accounting policies are described in Note 1 of the respective audited financial statements.

- No matters are reportable

Unusual Policies or Methods

With respect to significant unusual accounting policies or accounting methods used for significant unusual transactions (significant transactions outside the normal course of business or that otherwise appear to be unusual due to their timing, size, or nature), we noted the following:

- No matters are reportable

Alternative Accounting Treatments

We had discussions with management regarding alternative accounting treatments within GAAP for policies and practices for material items, including recognition, measurement, and disclosure considerations related to the accounting for specific transactions as well as general accounting policies, as follows:

- No matters are reportable

Management Judgments & Accounting Estimates

Accounting estimates are an integral part of financial statement preparation by management, based on its judgments. Significant areas of such estimates for which we are prepared to discuss management's estimation process and our procedures for testing the reasonableness of those estimates include:

- Defined benefit pension plan assumptions
- Other postemployment benefit (OPEB) plan assumptions

Financial Statement Disclosures

The following areas involve particularly sensitive financial statement disclosures for which we are prepared to discuss the issues involved and related judgments made in formulating those disclosures:

- No matters are reportable

Our Judgment About the Quality of the Entities' Accounting Principles

During the course of the audits, we made the following observations regarding the Entities' application of accounting principles:

- No matters are reportable

Adjustments Identified by Audit

During the course of any audit, an auditor may propose adjustments to financial statement amounts. Management evaluates our proposals and records those adjustments that, in its judgment, are required to prevent the financial statements from being materially misstated.

A misstatement is a difference between the amount, classification, presentation, or disclosure of a reported financial statement item and that which is required for the item to be presented fairly in accordance with the applicable financial reporting framework.

FORVIS

FORVIS is a trademark of FORVIS, LLP, registration of which is pending with the U.S. Patent and Trademark Office

Proposed & Recorded Adjustments

Auditor-proposed and management-recorded entries include the following:

- Accounts payable (WKYU-FM Radio)
- Revenue recognition (WKYU-FM Radio)
- Fixed asset disposals (WKYU-TV)

Uncorrected Misstatement

One adjustment proposed was **not recorded** because the effect is not currently material; however, it involves areas in which adjustments in the future could be material, individually or in the aggregate.

The uncorrected audit misstatement pertaining to the latest period presented that was determined by management to be immaterial but more than trivial to the WKYU-FM Radio financial statements as a whole is included as an attachment to this communication.

While this uncorrected misstatement was deemed to be immaterial to the current-year financial statements, it is possible that the impact of this uncorrected misstatement, or matters underlying this uncorrected misstatement, could potentially cause future-period financial statements to be materially misstated.

Attachments

Management Representation Letter

As a material communication with management, included herein is a copy of the representation letter provided by management at the conclusion of our engagement.

Schedule of Uncorrected Misstatement

The detail of the uncorrected misstatement identified as a result of our engagement is included herein.



Representation of:

Western Kentucky University
WKYU-TV and WKYU-FM Radio
1906 College Heights Boulevard, #11002
Bowling Green, KY 42101-1002

Provided to:

FORVIS, LLP
Certified Public Accountants
101 S. 5th Street, Suite 3800
Louisville, KY 40202

The undersigned (“We”) are providing this letter in connection with FORVIS’ audits of our financial statements of WKYU-TV and WKYU-FM Radio (Stations) as of and for the years ended June 30, 2023 and 2022.

Our representations are current and effective as of the date of FORVIS’ report: January 10, 2024.

Our engagement with FORVIS is based on our contract for services dated: April 10, 2023.

Our Responsibility & Consideration of Material Matters

We confirm that we are responsible for the fair presentation of the financial statements of the Stations subject to FORVIS’ report in conformity with accounting principles generally accepted in the United States of America.

We are also responsible for adopting sound accounting policies; establishing and maintaining effective internal control over financial reporting, operations, and compliance; and preventing and detecting fraud.

Certain representations in this letter are described as being limited to matters that are material. Items are considered material, regardless of size, if they involve an omission or misstatement of accounting information that, in light of surrounding circumstances, makes it probable that the judgment of a reasonable person relying on the information would be changed or influenced by the omission or misstatement. An omission or misstatement that is monetarily small in amount could be considered material as a result of qualitative factors.

Confirmation of Matters Specific to the Subject Matter of FORVIS’ Report

We confirm, to the best of our knowledge and belief, the following:

Broad Matters

1. We have fulfilled our responsibilities, as set out in the terms of our contract, for the preparation and fair presentation of the financial statements in accordance with accounting principles generally accepted in the United States of America.
2. We acknowledge our responsibility for the design, implementation, and maintenance of:
 - a. Internal control relevant to the preparation and fair presentation of financial statements that are free from material misstatement, whether due to fraud or error.
 - b. Internal control to prevent and detect fraud.

3. We have provided you with:
 - a. Access to all information of which we are aware that is relevant to the preparation and fair presentation of the financial statements, such as financial records and related data, documentation, and other matters.
 - b. Additional information that you have requested from us for the purpose of the audit.
 - c. Unrestricted access to persons within the entities from whom you determined it necessary to obtain audit evidence.
 - d. All minutes of meetings of the board of regents held through the date of this letter or summaries of actions of recent meetings for which minutes have not yet been prepared. All unsigned copies of minutes provided to you are copies of our original minutes approved by the governing body, if applicable, and maintained as part of our records.
 - e. All significant contracts and grants.
4. We have responded fully and truthfully to all your inquiries.

Government Auditing Standards

5. We acknowledge that we are responsible for compliance with applicable laws, regulations, and provisions of contracts and grant agreements.
6. We have identified and disclosed to you all laws, regulations, and provisions of contracts and grant agreements that have a direct and material effect on the determination of amounts in our financial statements or other financial data significant to the audit objectives.
7. We have identified and disclosed to you any violations or possible violations of laws, regulations, and provisions of contracts and grant agreements, tax or debt limits, and any related debt covenants whose effects should be considered for recognition and/or disclosure in the financial statements or for your reporting on noncompliance.
8. We have taken or will take timely and appropriate steps to remedy any fraud, abuse, illegal acts, or violations of provisions of contracts or grant agreements that you or other auditors report.
9. We have a process to track the status of audit findings and recommendations.
10. We have identified to you any previous financial audits, attestation engagements, performance audits, or other studies related to the objectives of your audit and the corrective actions taken to address any significant findings and recommendations made in such audits, attestation engagements, or other studies.
11. We have provided our views on any findings, conclusions, and recommendations, as well as our planned corrective actions with respect thereto, to you for inclusion in the findings and recommendations referred to in your report on internal control over financial reporting and on compliance and other matters based on your audit of the financial statements performed in accordance with *Government Auditing Standards*.

Misappropriation, Misstatements, & Fraud

12. We have informed you of all current risks of a material amount that are not adequately prevented or detected by our procedures with respect to:
 - a. Misappropriation of assets.

- b. Misrepresented or misstated assets, deferred outflows of resources, liabilities, deferred inflows of resources, or net position.
- 13. We have no knowledge of fraud or suspected fraud affecting the entities involving:
 - a. Management or employees who have significant roles in internal control over financial reporting, or
 - b. Others when the fraud could have a material effect on the financial statements.
- 14. We understand that the term “fraud” includes misstatements arising from fraudulent financial reporting and misstatements arising from misappropriation of assets. Misstatements arising from fraudulent financial reporting are intentional misstatements, or omissions of amounts or disclosures in financial statements to deceive financial statement users. Misstatements arising from misappropriation of assets involve the theft of an entity’s assets where the effect of the theft causes the financial statements not to be presented in conformity with accounting principles generally accepted in the United States of America.
- 15. We have no knowledge of any allegations of fraud or suspected fraud affecting the Stations received in communications from employees, customers, analysts, regulators, suppliers, or others.
- 16. We have assessed the risk that the financial statements may be materially misstated as a result of fraud and disclosed to you any such risk identified.

Ongoing Operations

- 17. We acknowledge the current economic volatility presents difficult circumstances and challenges for our industry. Entities are potentially facing declines in the fair values of investments and other assets, declines in the volume of business, contributions or constraints on liquidity. etc. We understand the values of the assets and liabilities recorded in the financial statements could change rapidly, resulting in material future adjustments to asset values, allowances for accounts receivable, capital, etc., that could negatively impact the Stations’ ability to maintain sufficient liquidity.

We acknowledge that you have no responsibility for future changes caused by the current economic environment and the resulting impact on the Station’s financial statements. Further, management and governance are solely responsible for all aspects of managing the Stations, including questioning the quality and valuation of investments, other assets; reviewing allowances for uncollectible amounts; evaluating capital needs and liquidity plans; etc.

Related Parties

- 18. We have disclosed to you the identity of all of the Stations’ related parties and all the related-party relationships of which we are aware.

In addition, we have disclosed to you all related-party transactions and amounts receivable from or payable to related parties of which we are aware, including any modifications during the year that were made to related-party transaction agreements which existed prior to the beginning of the year under audit, as well as new related-party transaction agreements that were executed during the year under audit.

Related-party relationships and transactions have been appropriately accounted for and disclosed in accordance with accounting principles generally accepted in the United States of America.

19. We understand that the term related party refers to:

- Affiliates.
- Entities for which investments are accounted for by the equity method.
- Trusts for the benefits of employees, such as pension and profit-sharing trusts that are managed by or under the trusteeship of management.
- Principal owners and members of their immediate families.
- Management and members of their immediate families.
- Any other party with which the entities may deal if one party can significantly influence the management or operating policies of the other to an extent that one of the transacting parties might be prevented from fully pursuing its own separate interests.

Another party is also a related party if it can significantly influence the management or operating policies of the transacting parties or if it has an ownership interest in one of the transacting parties and can significantly influence the other to an extent that one or more of the transacting parties might be prevented from fully pursuing its own separate interests.

The term affiliate refers to a party that directly or indirectly controls, or is controlled by, or is under common control with, the Stations.

Litigation, Laws, Rulings, & Regulations

20. We are not aware of any pending or threatened litigation or claims whose effects should be considered when preparing the financial statements. We have not sought or received attorney's services related to pending or threatened litigation or claims during or subsequent to the audit period. Also, we are not aware of any litigation or claims, pending or threatened, for which legal counsel should be sought.
21. We have no knowledge of communications, other than those specifically disclosed, from regulatory agencies, governmental representatives, employees, or others concerning investigations or allegations of noncompliance with laws and regulations, deficiencies in financial reporting practices, or other matters that could have a material adverse effect on the financial statements.
22. We have disclosed to you all known instances of violations or noncompliance or possible violations or suspected noncompliance with laws and regulations whose effects should be considered when preparing financial statements or as a basis for recording a loss contingency.
23. We have no reason to believe the entities owe any penalties or payments under the Employer Shared Responsibility Provisions of the *Patient Protection and Affordable Care Act* nor have we received any correspondence from the IRS or other agencies indicating such payments may be due.
24. We have not been designated as a potentially responsible party (PRP or equivalent status) by the Environmental Protection Agency (EPA) or other cognizant regulatory agency with authority to enforce environmental laws and regulations.

Financial Statements & Reports

25. With regard to supplementary information:
- a. We acknowledge our responsibility for the presentation of the supplementary information in accordance with the applicable criteria.
 - b. We believe the supplementary information is fairly presented, both in form and content, in accordance with the applicable criteria.
 - c. The methods of measurement and presentation of the supplementary information are unchanged from those used in the prior period, and we have disclosed to you any significant assumptions or interpretations underlying the measurement and presentation of the supplementary information.
 - d. We believe the significant assumptions or interpretations underlying the measurement and/or presentation of the supplementary information are reasonable and appropriate.

Transactions, Records, & Adjustments

26. All transactions have been recorded in the accounting records and are reflected in the financial statements.
27. We have everything we need to keep our books and records.
28. We have disclosed any significant unusual transactions the entities have entered into during the period, including the nature, terms, and business purpose of those transactions.
29. We are in agreement with the adjusting journal entries you have proposed, and they have been posted to the entities' accounts.
30. We believe the effects of the uncorrected financial statement misstatement for WKYU-FM Radio summarized in the attached schedule and aggregated by you during the current engagement are immaterial to the WKYU-FM Radio financial statements taken as a whole.

Governmental Accounting & Disclosure Matters

31. Interfund, internal, and intra-entity activity and balances have been appropriately classified and reported.
32. With regard to deposit and investment activities:
- a. All deposit, repurchase and reverse repurchase agreements, and investment transactions have been made in accordance with legal and contractual requirements.
 - b. Investments, derivative instrument transactions, and land and other real estate held by endowments are properly valued.
 - c. Disclosures of deposit and investment balances and risks in the financial statements are consistent with our understanding of the applicable laws regarding enforceability of any pledges of collateral.
 - d. We understand that your audit does not represent an opinion regarding the enforceability of any collateral pledges.

33. The financial statements include all component units, appropriately present majority equity interests in legally separate organizations and joint ventures with an equity interest, and properly disclose all other joint ventures and other related organizations.
34. We have identified and evaluated all potential fiduciary activities. The financial statements include all fiduciary activities required by Governmental Accounting Standards Board (GASB) Statement No. 84, *Fiduciary Activities*, as amended.
35. Components of net position (net investment in capital assets, restricted, and unrestricted) and classifications of fund balance (nonspendable, restricted, committed, assigned, and unassigned) are properly classified and, if applicable, approved.
36. Capital assets, including infrastructure and intangible assets, are properly capitalized, reported, and, if applicable, depreciated or amortized.
37. We have appropriately disclosed the entities' policy regarding whether to first apply restricted or unrestricted resources when an expense is incurred for purposes for which both restricted and unrestricted net position/fund balance is available and have determined that net position is properly recognized under the policy.
38. The Stations' ability to continue as a going concern was evaluated and that appropriate disclosures are made in the financial statements as necessary under GASB requirements.
39. The supplementary information required by GASB, consisting of management's discussion and analysis, pension, and other postemployment benefit information, has been prepared and is measured and presented in conformity with the applicable GASB pronouncements, and we acknowledge our responsibility for the information. The information contained therein is based on all facts, decisions, and conditions currently known to us and is measured using the same methods and assumptions as were used in the preparation of the financial statements. We believe the significant assumptions underlying the measurement and/or presentation of the information are reasonable and appropriate. There has been no change from the preceding period in the methods of measurement and presentation.
40. With regard to pension and other postretirement benefits (OPEB):
 - a. We believe that the actuarial assumptions and methods used to measure pension and OPEB liabilities and costs for financial accounting purposes are appropriate in the circumstances.
 - b. We have provided you with the entities' most current pension and OPEB plan instrument for the audit period, including all plan amendments.
 - c. The participant data provided to you related to pension and OPEB plans are true copies of the data submitted or electronically transmitted to the plan's actuary.
 - d. The participant data that we provided the plan's actuary for the purposes of determining the actuarial present value of accumulated plan benefits and other actuarially determined amounts in the financial statements were complete.

General Government Matters

41. The financial statements properly classify all funds and activities in accordance with GASB Statement No. 54, *Fund Balance Reporting and Governmental Fund Type Definitions*, as amended.

42. All funds that meet the quantitative criteria in GASB Statement No. 34, *Basic Financial Statements—and Management's Discussion and Analysis—for State and Local Governments, as amended*, and No. 37, *Basic Financial Statements—and Management's Discussion and Analysis—for State and Local Governments: Omnibus—an Amendment of GASB Statements No. 21 and No. 34*, for presentation as major are identified and presented as such and all other funds that are presented as major are particularly important to financial statement users.
43. Expenses have been appropriately classified in or allocated to functions and programs in the statements of activities, and allocations have been made on a reasonable basis.
44. Revenues are appropriately classified in the statements of activities within program revenues, general revenues, contributions to term or permanent endowments, or contributions to permanent fund principal.
45. We have appropriately disclosed that the entities are following either its established accounting policy regarding which governmental fund resources (that is, restricted, committed, assigned, or unassigned) are considered to be spent first for expenditures for which more than one resource classification is available or is following paragraph 18 of GASB Statement No. 54 to determine the fund balance classifications for financial reporting purposes and have determined that fund balance is properly recognized under the policy.

Accounting & Disclosure

46. All transactions entered into by the Stations are final. We are not aware of any unrecorded transactions, side agreements, or other arrangements (either written or oral) that are in place.
47. Except as reflected in the financial statements, there are no:
 - a. Plans or intentions that may materially affect carrying values or classifications of assets, deferred outflows of resources, liabilities, deferred inflows of resources and net position.
 - b. Material transactions omitted or improperly recorded in the financial records.
 - c. Material unasserted claims or assessments that are probable of assertion or other gain/loss contingencies requiring accrual or disclosure, including those arising from environmental remediation obligations.
 - d. Events occurring subsequent to the statement of net position date through the date of this letter, which is the date the financial statements were available to be issued, requiring adjustment or disclosure in the financial statements.
 - e. Agreements to purchase assets previously sold.
 - f. Arrangements with financial institutions involving compensating balances or other arrangements involving restrictions on cash balances, lines of credit, or similar arrangements.
 - g. Guarantees, whether written or oral, under which the entities are contingently liable.
 - h. Known or anticipated asset retirement obligations.
48. Except as disclosed in the financial statements, the entities have:
 - a. Satisfactory title to all recorded assets, and those assets are not subject to any liens, pledges, or other encumbrances.

- b. Complied with all aspects of contractual and grant agreements, for which noncompliance would materially affect the financial statements.
49. We agree with the findings of specialists in evaluating the valuation of pension and OPEB liabilities and have adequately considered the qualification of the specialists in determining the amounts and disclosures used in the financial statements and underlying accounting records. We did not give or cause any instructions to be given to the specialists with respect to the values or amounts derived in an attempt to bias their work, and we are not otherwise aware of any matters that have had impact on the independence or objectivity of the specialists.

Revenue, Accounts Receivable, & Inventory

50. Adequate provisions and allowances have been accrued for any material losses from:
- a. Uncollectible receivables.
 - b. Sales commitments, including those unable to be fulfilled.
 - c. Purchase commitments in excess of normal requirements or at prices in excess of prevailing market prices.


Estimates

51. We have identified all accounting estimates that could be material to the financial statements, and we confirm the appropriateness of the methods and the consistency in their application, the accuracy and completeness of data, and the reasonableness of significant assumptions used by us in making the accounting estimates, including those measured at fair value reported in the financial statements.
52. Significant estimates that may be subject to a material change in the near term have been properly disclosed in the financial statements. We understand that "near term" means the period within one year of the date of the financial statements. In addition, we have no knowledge of concentrations, which refer to volumes of business, revenues, available sources of supply, or markets, existing at the date of the financial statements that would make the entities vulnerable to the risk of severe impact in the near term that have not been properly disclosed in the financial statements.

Fair Value

53. With respect to the fair value measurements of financial and nonfinancial assets and liabilities, if any, recognized in the financial statements or disclosed in the notes thereto:
- a. The underlying assumptions are reasonable and they appropriately reflect management's intent and ability to carry out its stated course of action.
 - b. The measurement methods and significant assumptions used in determining fair value are appropriate in the circumstances for financial statement measurement and disclosure purposes and have been consistently applied.
 - c. The significant assumptions appropriately reflect market participant assumptions.
 - d. The disclosures related to fair values are complete, adequate, and in conformity with accounting principles generally accepted in the United States of America.

- e. There are no subsequent events that require adjustments to the fair value measurements and disclosures included in the financial statements.

DocuSigned by:

1CD5306BA45E0435

David Brinkley, Executive Director
david.brinkley@wku.edu

DocuSigned by:

8C90DF029667400...

Emilee England, Director of Finance
emilee.england@wku.edu

Attachment

Western Kentucky University Radio

Period Ending: June 30, 2023

ATTACHMENT

This analysis and the attached "Schedule of Uncorrected Misstatements (Adjustments Passed)" reflect the effects on the financial statements if the uncorrected misstatements identified were corrected.

QUANTITATIVE AND QUALITATIVE ANALYSIS

	Before Misstatements	Misstatements	Subsequent to Misstatements	% Change
Current Assets	1,206,729	0	1,206,729	0.00%
Non-Current Assets	2,058,934	0	2,058,934	0.00%
Current Liabilities	(509,827)	0	(509,827)	0.00%
Non-Current Liabilities	(1,984,241)	0	(1,984,241)	0.00%
Current Ratio	2.37		2.37	0.00%
Total Assets	3,265,663	0	3,265,663	0.00%
Total Liabilities	(2,494,068)	0	(2,494,068)	0.00%
Net Position	(771,595)	0	(771,595)	0.00%
Revenues & Income	(1,906,603)	26,142	(1,880,461)	-1.37%
Costs & Expenses	2,102,992	0	2,102,992	0.00%
Net Position	196,389	26,142	222,531	13.31%

Client: Western Kentucky University Radio
Period Ending: June 30, 2023

SCHEDULE OF UNCORRECTED MISSTATEMENTS (ADJUSTMENTS PASSED)

Description	Location or Business Unit	Financial Line Item	Factual (F), Judgmental (J) or Projected (P)	Assets		Liabilities		(X) Non Tax	Revenues & Income		Costs & Expenses		Net Effect on Following Year	
				Current	Noncurrent	Current	Noncurrent		DR	(CR)	DR	(CR)	DR	(CR)
To adjust for FY22 revenue not recognized until FY23.	Radio		F	0	0	0	0		26,142	0		(26,142)	0	0
				0	0	0	0		0	0		0	0	0
				0	0	0	0		0	0		0	0	0
				0	0	0	0		0	0		0	0	0
				0	0	0	0		0	0		0	0	0
				0	0	0	0		0	0		0	0	0

Taxable passed adjustments	26,142	0	(26,142)	0	0
Times (1 - effective tax rate of 00%)	100%	100%	100%		
Taxable passed adjustments net of tax impact	26,142	0	(26,142)		
Nontaxable passed adjustments	0	0	0		
Total passed adjustments, net of tax impact (if any)	0	0	0		
Impact on Net Position	26,142				
Impact on Net Position	0				



Western Kentucky University

Financial Statements
For the six months ended December 31, 2023

Western Kentucky University
Statement of Net Position
December 31, 2023

ASSETS

Current assets

Cash and cash equivalents	\$ 13,648,732
Short-Term Investments	13,477,507
Accounts receivable, net of allowance of \$2,896,610	65,814,352
Federal and state grants receivable	15,730,307
Inventories	44,064
Loans to students	18,282
Prepaid expenses and other	<u>4,398,362</u>
Total current assets	<u>113,131,606</u>

Noncurrent assets

Restricted Cash & Equivalents	41,731,984
Long-Term Investments	32,097,834
Loans to students, net of allowance of \$548,366 each year	122,347
Assets held in trust	17,821,352
Lease receivable	1,067,431
Capital assets – non-depreciable	32,312,063
Capital assets – depreciable	876,726,826
Accumulated depreciation	(508,556,690)
Lease and subscription assets, net	<u>31,391,386</u>
Total noncurrent assets	<u>524,714,533</u>
Total assets	<u>637,846,139</u>

DEFERRED OUTFLOWS OF RESOURCES

Deferred loss on bond refunding	1,652,017
Deferred outflows – Pension and OPEB	<u>42,294,431</u>
Total deferred outflows of resources	<u>43,946,448</u>

Total assets and deferred outflows of resources

\$ 681,792,587

LIABILITIES

Current liabilities

Accounts payable	\$ 7,161,971
Self-insured health and workers' compensation liability	1,416,888
Accrued payroll and compensated absences	9,749,525
Accrued interest	1,096,802
Unearned revenue	48,005,766
Long-term obligations - current	13,194,432
Lease and subscription liabilities – current	2,250,562
Deposits held in custody for others	<u>14,591,270</u>
Total current liabilities	<u>97,467,216</u>

Non-current liabilities

Long-term obligations	110,820,707
Lease and subscription liabilities	29,018,372
Net pension and OPEB liability	<u>250,129,235</u>
Total non-current liabilities	<u>389,968,314</u>
Total liabilities	<u>487,435,530</u>

DEFERRED INFLOWS OF RESOURCES

Deferred inflows – Pension and OPEB	33,514,292
Deferred inflows – Leases	<u>1,773,390</u>
Total deferred inflows	<u>35,287,682</u>

NET POSITION

Net investment in capital assets	315,375,575
Restricted	
Non-expendable - endowments	16,744,356
Expendable – Loans	407,561
Unrestricted	<u>(173,458,117)</u>
Total net position	<u>159,069,375</u>

Total liabilities, deferred inflows and net position

\$ 681,792,587

Western Kentucky University
Statement of Revenues, Expenses, and Changes in Net Position
For the six months ended December 31, 2023

REVENUES

Operating revenues	
Tuition and fees, net of discounts and allowances of \$81,745,519	\$ 83,316,287
Sales and services of educational activities	5,798,334
Auxiliary enterprise revenues, net of discounts and allowances of \$2,072,765	8,650,666
Other operating revenues	<u>11,516,365</u>
Total operating revenues	<u>109,281,652</u>

EXPENSES

Operating expenses	
Education and general	
Instruction	44,631,259
Research	3,964,972
Public service	7,638,873
Libraries	3,266,869
Academic support	13,287,957
Student services	20,273,334
Institutional support	28,221,945
Operation and maintenance of plant	24,078,272
Student financial aid	8,301,947
Depreciation and amortization	16,598,846
Auxiliary enterprises	<u>7,148,680</u>
Total operating expenses	<u>177,412,954</u>

Operating loss (68,131,302)

Non-operating revenues (expenses)	
State appropriations	49,876,859
Grants and contracts	37,535,101
Net investment income (expense)	1,821,786
Interest on capital asset-related debt	(2,340,063)
(Loss) gain on disposal of capital assets	<u>35,311</u>
Net non-operating revenues	<u>86,928,994</u>

Increase in net position 18,797,692

Net position, beginning of year 140,271,683

Net position, end of period \$ 159,069,375