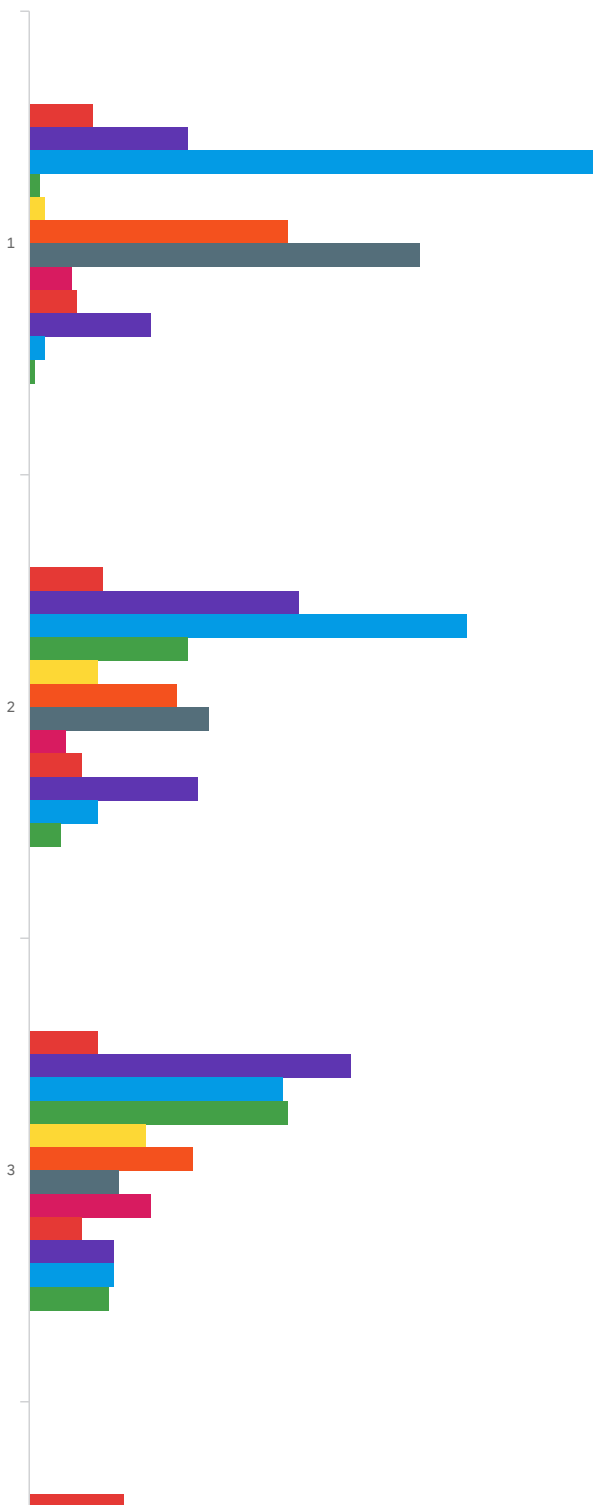


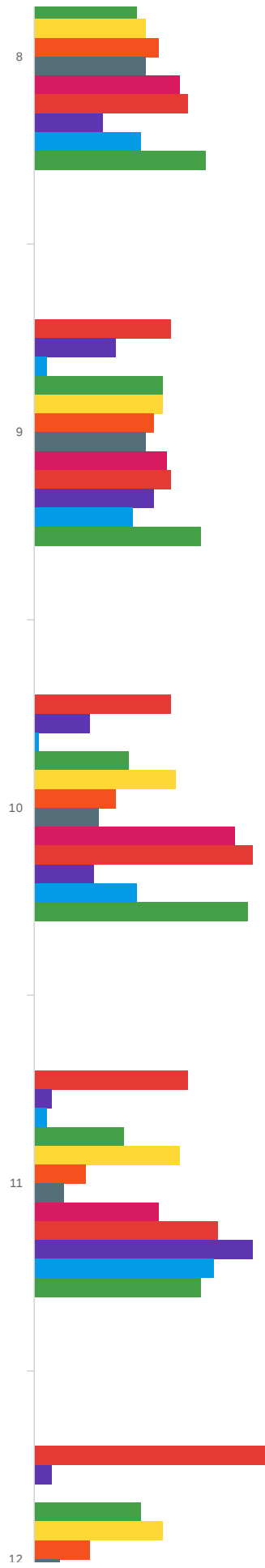
Default Report

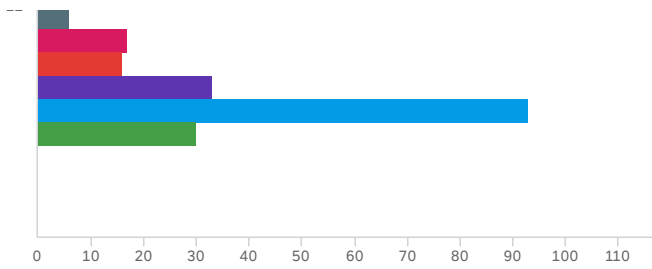
Advising Survey

February 10, 2022 1:49 PM MST

Q1 - Rank the following preferred advisor qualities in order of importance by clicking and dragging the statements.







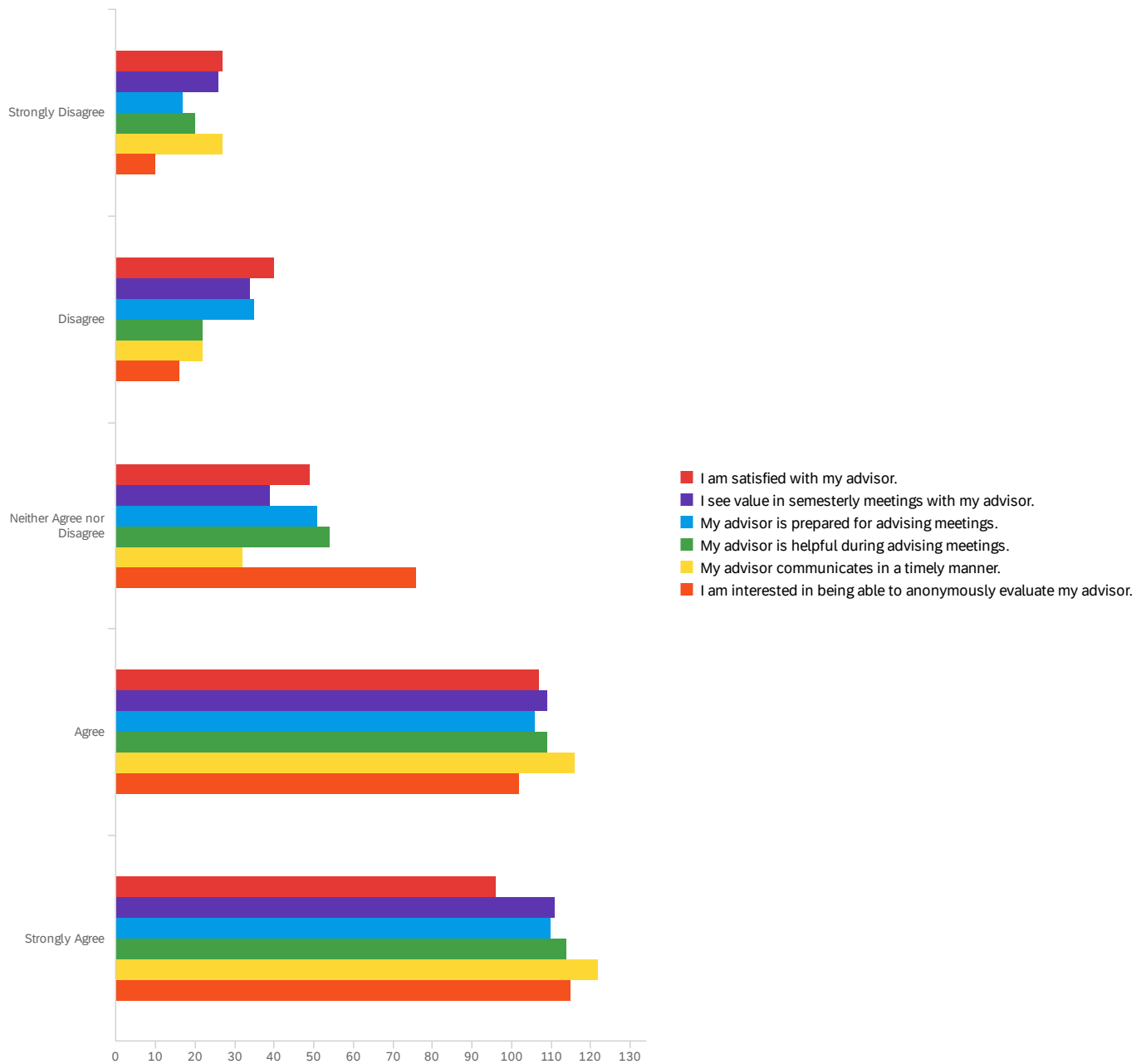
#	Field	Minimum	Maximum	Mean	Std Deviation	Variance	Count
1	Technology proficiency	1.00	12.00	7.95	3.22	10.39	321
2	Career advising	1.00	12.00	5.56	3.29	10.82	321
3	Knowledge of general education requirements	1.00	12.00	4.59	2.74	7.53	321
4	Knowledge of requirements for my major of graduation	1.00	11.00	2.71	1.99	3.96	321
5	Knowledge of requirements for my minor of graduation	1.00	12.00	6.39	3.19	10.15	321
6	Knowledge of professional and graduate school	1.00	12.00	7.35	3.01	9.09	321
7	Knowledge of professional opportunities on campus	1.00	12.00	8.19	2.61	6.79	321
8	Communication skills / accessibility	1.00	12.00	4.86	3.19	10.20	321
9	Knowledge of academic deadlines	1.00	12.00	7.23	2.93	8.56	321
10	Refers me to appropriate people or offices	1.00	12.00	7.66	2.87	8.22	321
11	Individualizes feedback	1.00	12.00	6.87	3.59	12.92	321
12	Gives appropriate time to answer questions during advising session	1.00	12.00	8.64	3.24	10.48	321

#	Field	1	2	3	4	5	6	7	8
1	Technology proficiency	3.74% 12	4.36% 14	4.05% 13	5.61% 18	5.30% 17	8.10% 26	8.41% 27	12.46%
2	Knowledge of general education requirements	9.35% 30	15.89% 51	19.00% 61	14.95% 48	9.35% 30	7.17% 23	5.92% 19	5.92%
3	Knowledge of requirements for my major of graduation	33.33% 107	25.86% 83	14.95% 48	10.59% 34	6.54% 21	3.12% 10	1.56% 5	1.87%

#	Field	1	2	3	4	5	6	7	8
4	Knowledge of requirements for my minor of graduation	0.62% 2	9.35% 30	15.26% 49	10.90% 35	9.66% 31	9.66% 31	6.54% 21	7.48%
5	Knowledge of professional and graduate school	0.93% 3	4.05% 13	6.85% 22	9.35% 30	9.97% 32	10.90% 35	10.28% 33	8.10%
6	Career advising	15.26% 49	8.72% 28	9.66% 31	5.92% 19	11.53% 37	8.41% 27	9.03% 29	9.03%
7	Communication skills / accessibility	23.05% 74	10.59% 34	5.30% 17	9.97% 32	9.03% 29	10.28% 33	6.85% 22	8.10%
8	Knowledge of academic deadlines	2.49% 8	2.18% 7	7.17% 23	11.21% 36	9.03% 29	7.48% 24	11.21% 36	10.59%
9	Refers me to appropriate people or offices	2.80% 9	3.12% 10	3.12% 10	6.54% 21	8.72% 28	9.66% 31	10.59% 34	11.21%
10	Individualizes feedback	7.17% 23	9.97% 32	4.98% 16	8.10% 26	8.72% 28	9.03% 29	7.79% 25	4.98%
11	Gives appropriate time to answer questions during advising session	0.93% 3	4.05% 13	4.98% 16	3.74% 12	6.54% 21	7.17% 23	8.10% 26	7.79%
12	Knowledge of professional opportunities on campus	0.31% 1	1.87% 6	4.67% 15	3.12% 10	5.61% 18	9.03% 29	13.71% 44	12.46%

Showing rows 1 - 12 of 12

Q2 - Answer the following questions using the scale below.



#	Field	Minimum	Maximum	Mean	Std Deviation	Variance	Count
1	I am satisfied with my advisor.	1.00	5.00	3.64	1.26	1.59	319
2	I see value in semesterly meetings with my advisor.	1.00	5.00	3.77	1.26	1.58	319
3	My advisor is prepared for advising meetings.	1.00	5.00	3.81	1.18	1.39	319
4	My advisor is helpful during advising meetings.	1.00	5.00	3.86	1.16	1.35	319

#	Field	Minimum	Maximum	Mean	Std Deviation	Variance	Count
5	My advisor communicates in a timely manner.	1.00	5.00	3.89	1.23	1.51	319
6	I am interested in being able to anonymously evaluate my advisor.	1.00	5.00	3.93	1.04	1.08	319

#	Field	Strongly Disagree	Disagree	Neither Agree nor Disagree	Agree	Strongly Agree	Total
1	I am satisfied with my advisor.	8.46% 27	12.54% 40	15.36% 49	33.54% 107	30.09% 96	319
2	I see value in semesterly meetings with my advisor.	8.15% 26	10.66% 34	12.23% 39	34.17% 109	34.80% 111	319
3	My advisor is prepared for advising meetings.	5.33% 17	10.97% 35	15.99% 51	33.23% 106	34.48% 110	319
4	My advisor is helpful during advising meetings.	6.27% 20	6.90% 22	16.93% 54	34.17% 109	35.74% 114	319
5	My advisor communicates in a timely manner.	8.46% 27	6.90% 22	10.03% 32	36.36% 116	38.24% 122	319
6	I am interested in being able to anonymously evaluate my advisor.	3.13% 10	5.02% 16	23.82% 76	31.97% 102	36.05% 115	319

Showing rows 1 - 6 of 6

End of Report